



US00D534401S

(12) **United States Design Patent** (10) **Patent No.:** **US D534,401 S**
Duffin et al. (45) **Date of Patent:** **** Jan. 2, 2007**

(54) **SAW BLADE**
(76) Inventors: **Roger Duffin**, P.O. Box 578, Paul, ID (US) 83347; **Don Duffin**, P.O. Box 581, Rupert, ID (US) 83350

(**) Term: **14 Years**

(21) Appl. No.: **29/212,868**

(22) Filed: **Sep. 8, 2004**

(51) **LOC (8) Cl.** **08-03**

(52) **U.S. Cl.** **D8/20**

(58) **Field of Classification Search** D8/16,
D8/19, 20, 51, 64-66, 90-93, 95, 96, 98,
D8/99, 102; D7/381, 383, 385, 649, 650,
D7/669, 673; D19/72; D21/532, 567, 568;
D22/117, 118, 149, 199; D24/133, 146-149;
7/102, 103, 148; 30/142-146, 151-157, 164,
30/165, 166.3, 272.1, 308, 318, 345, 346,
30/346.5, 346.55, 346.56, 351, 353, 355-357,
30/501-503

See application file for complete search history.

(56) **References Cited**

U.S. PATENT DOCUMENTS

522,749 A * 7/1894 Bedell 30/502
563,521 A * 7/1896 Walter 30/166.3
1,710,039 A * 4/1929 Bauer 30/355
5,119,708 A * 6/1992 Musgrove 30/355

D427,865 S * 7/2000 Mills, Jr. D8/20
D448,634 S * 10/2001 Hickman D8/20
D459,172 S * 6/2002 Bissell D8/20
6,401,585 B1 * 6/2002 Morgan 30/501
D484,759 S * 1/2004 Rack D8/20
D485,141 S * 1/2004 Rack D8/20
D485,142 S * 1/2004 Rack D8/20
D485,479 S * 1/2004 Rack D8/20
2003/0014869 A1 * 1/2003 Rack 30/353

* cited by examiner

Primary Examiner—Caron D. Veynar

Assistant Examiner—Garth Rademaker

(74) *Attorney, Agent, or Firm*—Frank J. Dykas; Dykas, Shaver & Nipper

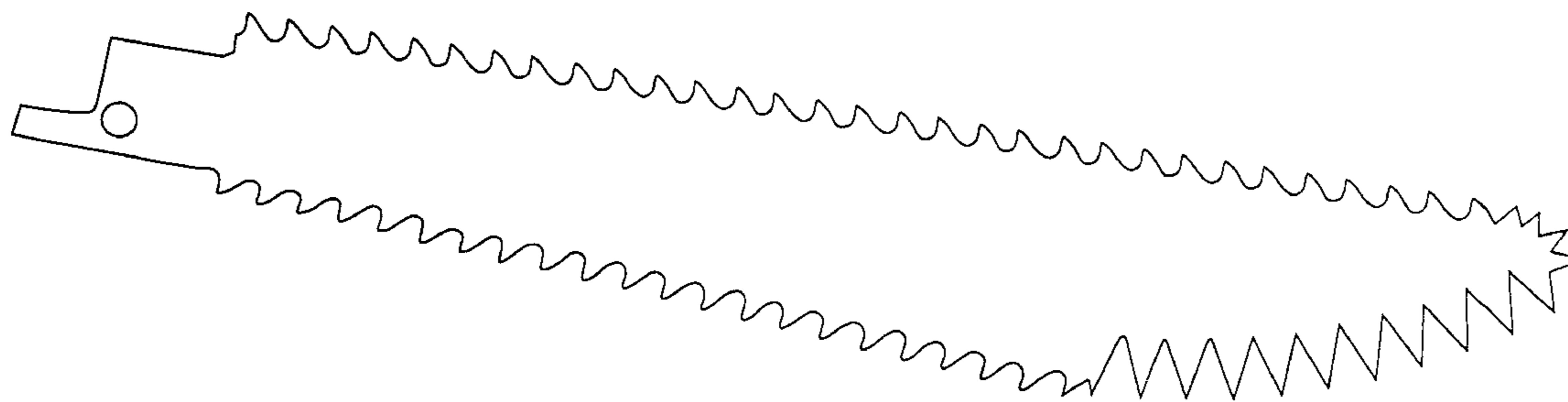
(57) **CLAIM**

The ornamental design for a saw blade, as shown and described.

DESCRIPTION

FIG. 1 is a top perspective view of a saw blade.
FIG. 2 is a rear elevation view thereof, shown at an enlarged scale.
FIG. 3 is a right side elevation view thereof.
FIG. 4 is a front elevation view thereof, shown at an enlarged scale.
FIG. 5 is a bottom perspective view thereof; and,
FIG. 6 is a left side elevation view thereof.

1 Claim, 5 Drawing Sheets



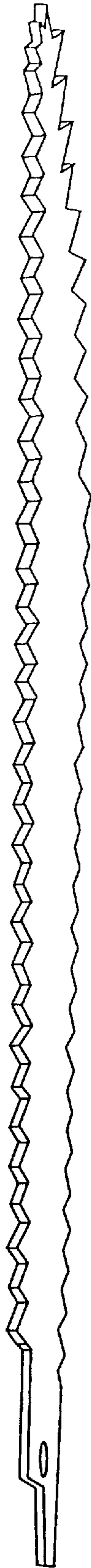


Fig. 1



Fig. 4



Fig. 2




Fig. 3

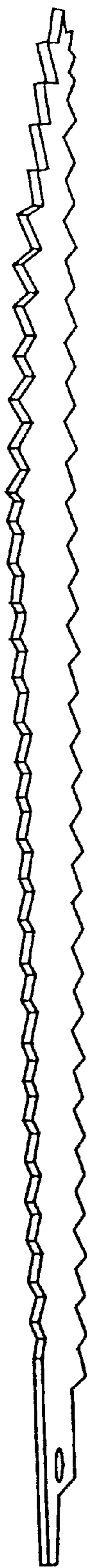


Fig. 5

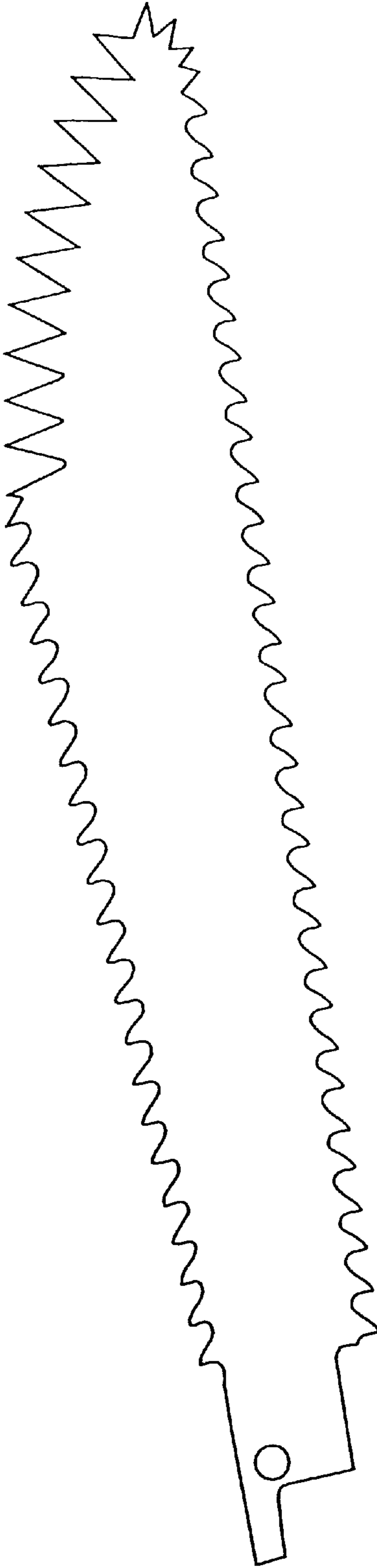


Fig. 6