



US00D534398S

(12) **United States Design Patent**
Shane-Schuldt

(10) **Patent No.:** **US D534,398 S**
(45) **Date of Patent:** **** Jan. 2, 2007**

(54) **SPOON**
(75) Inventor: **Diane Shane-Schuldt**, Sherill, NY (US)
(73) Assignee: **Oneida, Ltd.**, Oneida, NY (US)
(**) Term: **14 Years**

D448,255 S * 9/2001 Shane-Schuldt D7/653
D489,942 S * 5/2004 Shane-Schuldt D7/653
D491,421 S * 6/2004 Shane-Schuldt D7/653
D497,083 S * 10/2004 Welch D7/645
D497,084 S * 10/2004 Shane-Schuldt D7/662
D511,657 S * 11/2005 Junko D7/653
D512,280 S * 12/2005 Ito D7/664

(21) Appl. No.: **29/257,953**
(22) Filed: **Apr. 13, 2006**
(51) **LOC (8) Cl.** **07-03**
(52) **U.S. Cl.** **D7/653**
(58) **Field of Classification Search** D7/368,
D7/401.2, 642-664, 688-692, 669, 675, 676,
D7/683; 30/137, 141, 142, 340, 147-150,
30/322-329, 342-345; 416/70 R
See application file for complete search history.

* cited by examiner

Primary Examiner—Cathron C. Brooks
Assistant Examiner—Ricky Pham
(74) *Attorney, Agent, or Firm*—Peter J. Bilinski

(57) **CLAIM**

The ornamental design for a spoon, as shown and described.

DESCRIPTION

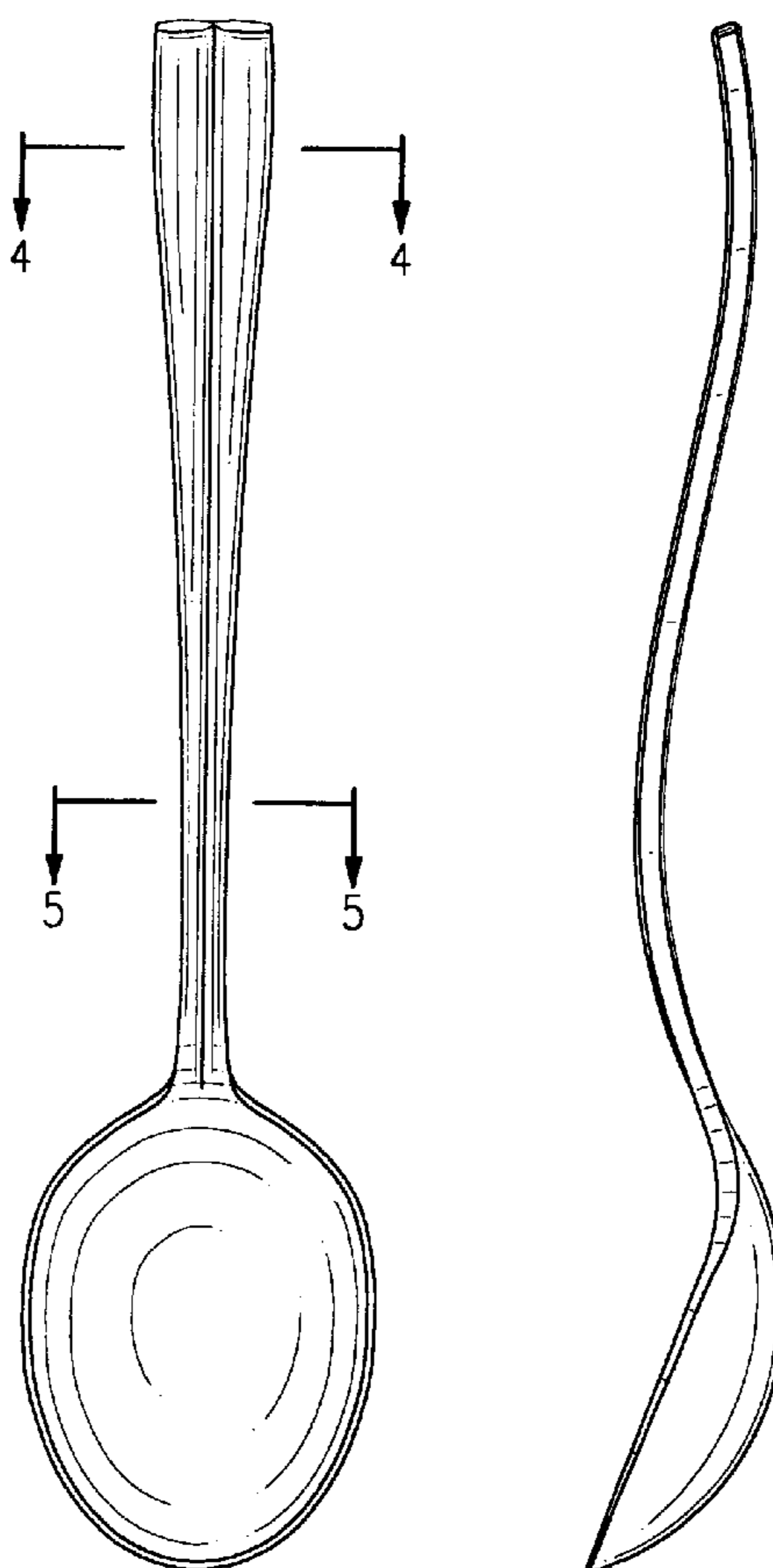
FIG. 1 is a top plan view of a spoon, illustrating my new Design;
FIG. 2 is a left side elevation view of the spoon, the right side elevation view being a mirror image thereof;
FIG. 3 is a bottom view thereof;
FIG. 4 is a cross-section view taken through line 4—4 of FIG. 1; and,
FIG. 5 is a cross-section view taken through line 5—5 of FIG. 1.

(56) **References Cited**

U.S. PATENT DOCUMENTS

D86,929 S * 5/1932 Nock D7/653
D172,070 S * 4/1954 Wallance D7/653
D231,893 S * 6/1974 Manderfield D7/653
D400,060 S * 10/1998 Thompson D7/653
D435,200 S * 12/2000 Thompson D7/653
D435,401 S * 12/2000 Thompson D7/653

1 Claim, 1 Drawing Sheet



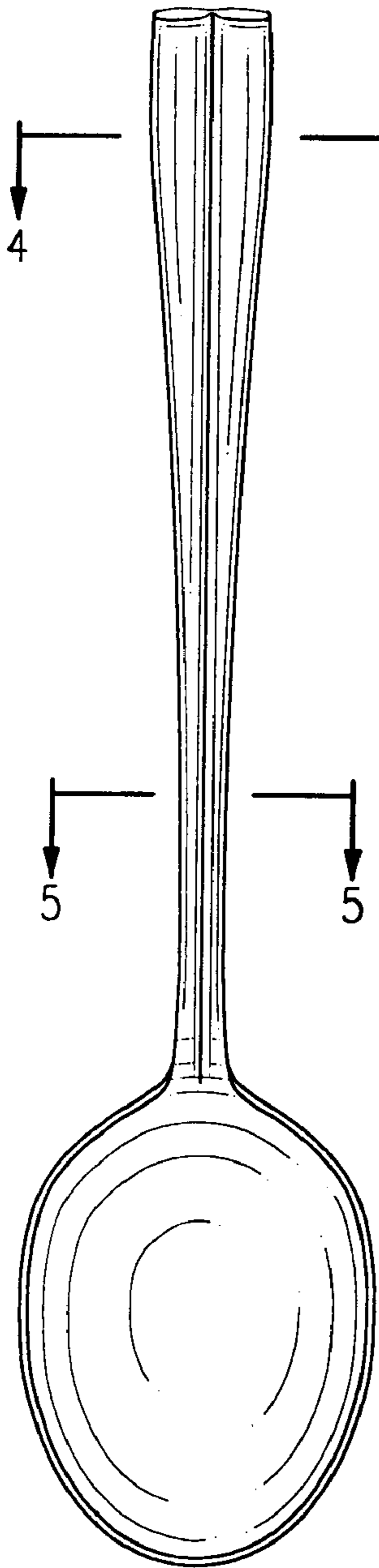


FIG. 1

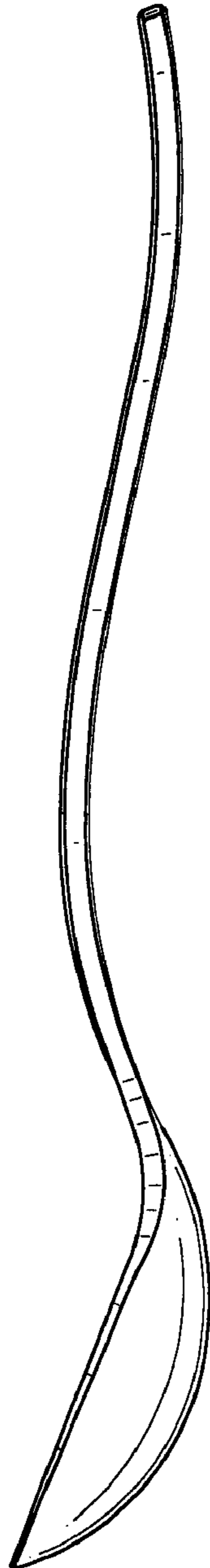


FIG. 2

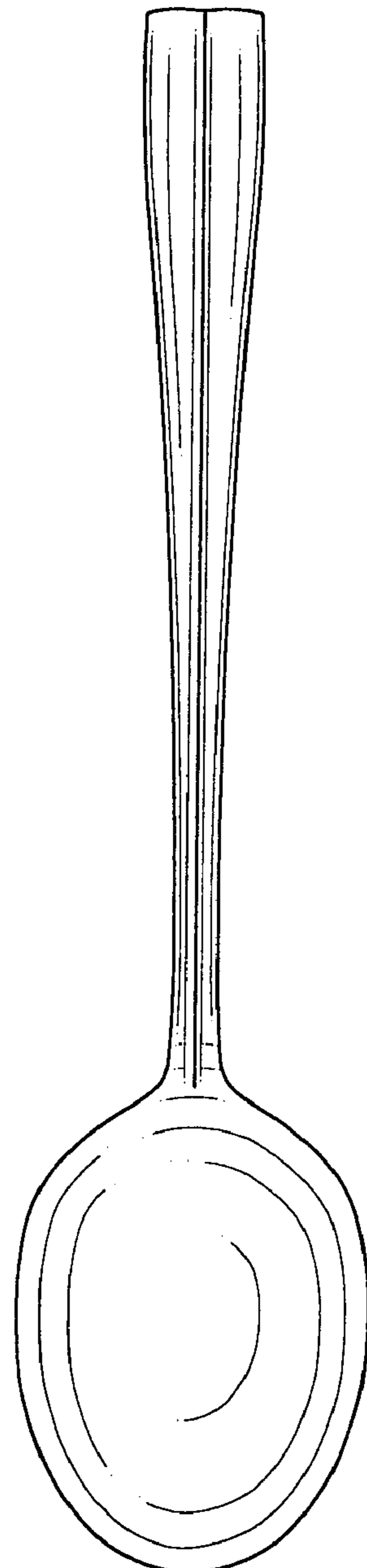


FIG. 3



FIG. 4



FIG. 5