



US00D534387S

(12) **United States Design Patent**
Sab

(10) **Patent No.:** **US D534,387 S**

(45) **Date of Patent:** **** Jan. 2, 2007**

(54) **TISSUE BOX**

(76) Inventor: **Teresa Sab**, 224 Nemo Cir., Palm Bay,
FL (US) 32907

(**) Term: **14 Years**

(21) Appl. No.: **29/200,540**

(22) Filed: **Mar. 1, 2004**

(51) **LOC (8) Cl.** **20-02**

(52) **U.S. Cl.** **D6/518**

(58) **Field of Classification Search** D6/515-523;
D9/600, 730, 734, 769, 500-501, 414, 430,
D9/499, 901; 206/0.8, 214, 45.21, 581, 233;
222/92, 173, 183, 206; 221/33, 45, 64, 282,
221/284

See application file for complete search history.

(56) **References Cited**

U.S. PATENT DOCUMENTS

D30,089 S * 1/1899 Zuck D9/414
D195,096 S * 4/1963 Broeren et al. D6/518
5,129,545 A * 7/1992 Parks 221/33
D328,992 S * 9/1992 Hollinger D6/518

D376,501 S * 12/1996 Spaseska D6/518
D379,569 S * 6/1997 Strickland et al. D6/518
D418,704 S * 1/2000 McGeehan D6/520

* cited by examiner

Primary Examiner—Brian N Vinson
(74) *Attorney, Agent, or Firm*—Gold & Rizvi, P.A.; Glenn
E. Gold; H. John Rizvi

(57) **CLAIM**

I claim the ornamental design for a tissue box, as shown and
described.

DESCRIPTION

This application claims the benefit of co-pending U.S. patent
application Ser. No. 10/007,961 filed on Dec. 3, 2001.

FIG. 1 is a front perspective view of the tissue box showing
my new design;

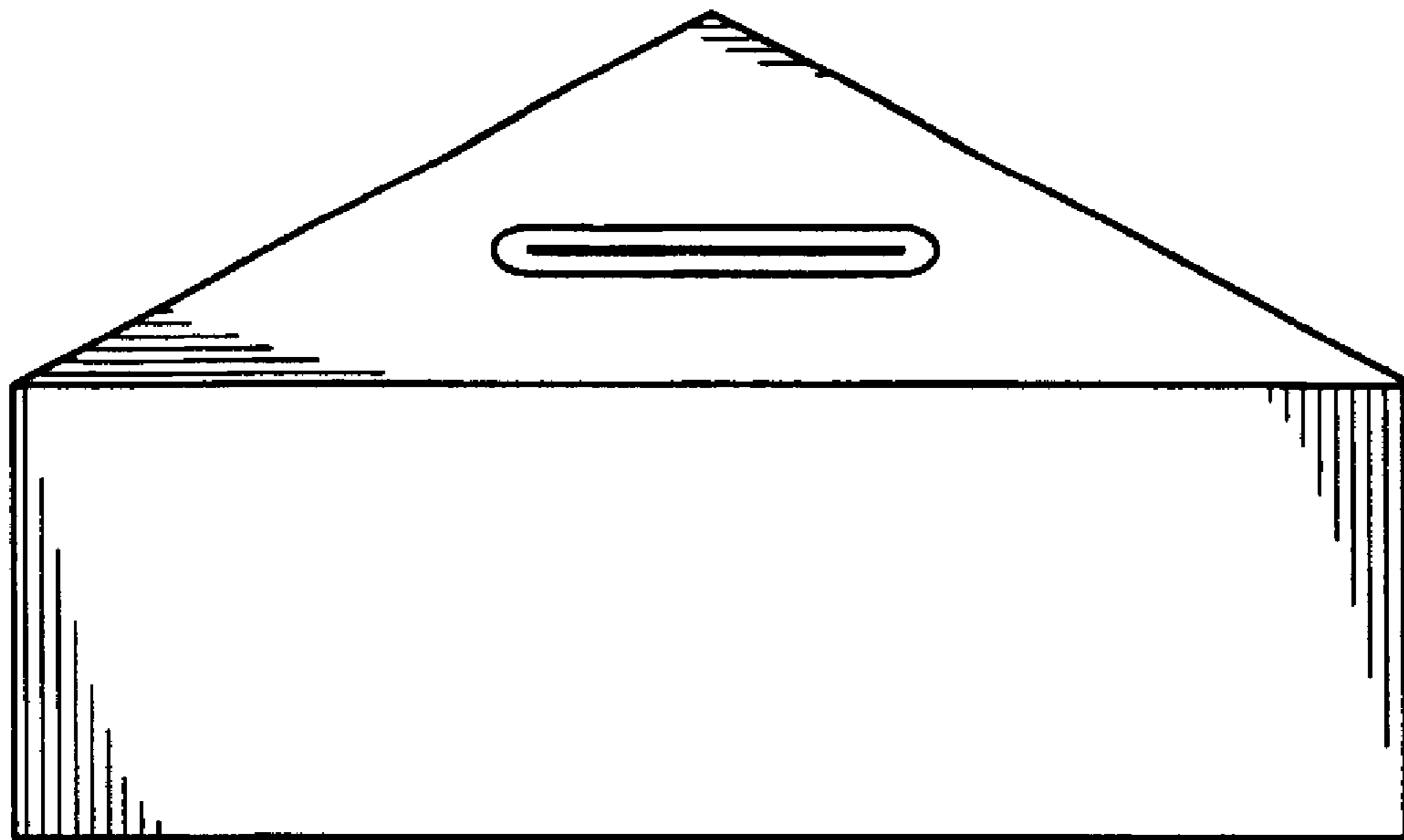
FIG. 2 is a bottom plan view thereof;

FIG. 3 is a rear elevation view thereof;

FIG. 4 is a top plan view thereof; and,

FIG. 5 is a right side view, with the left side being a
mirror-image thereof.

1 Claim, 1 Drawing Sheet



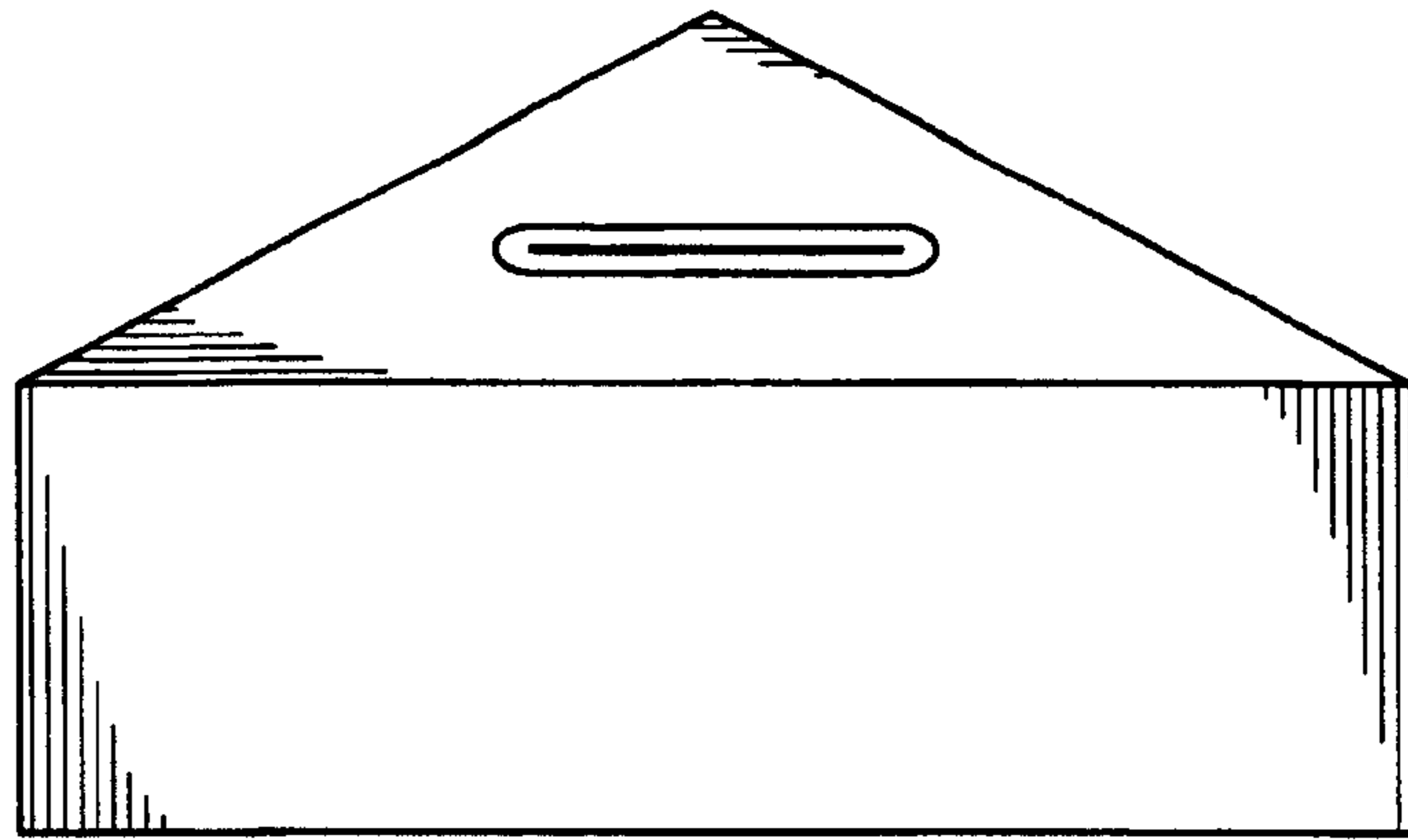


FIG. 1

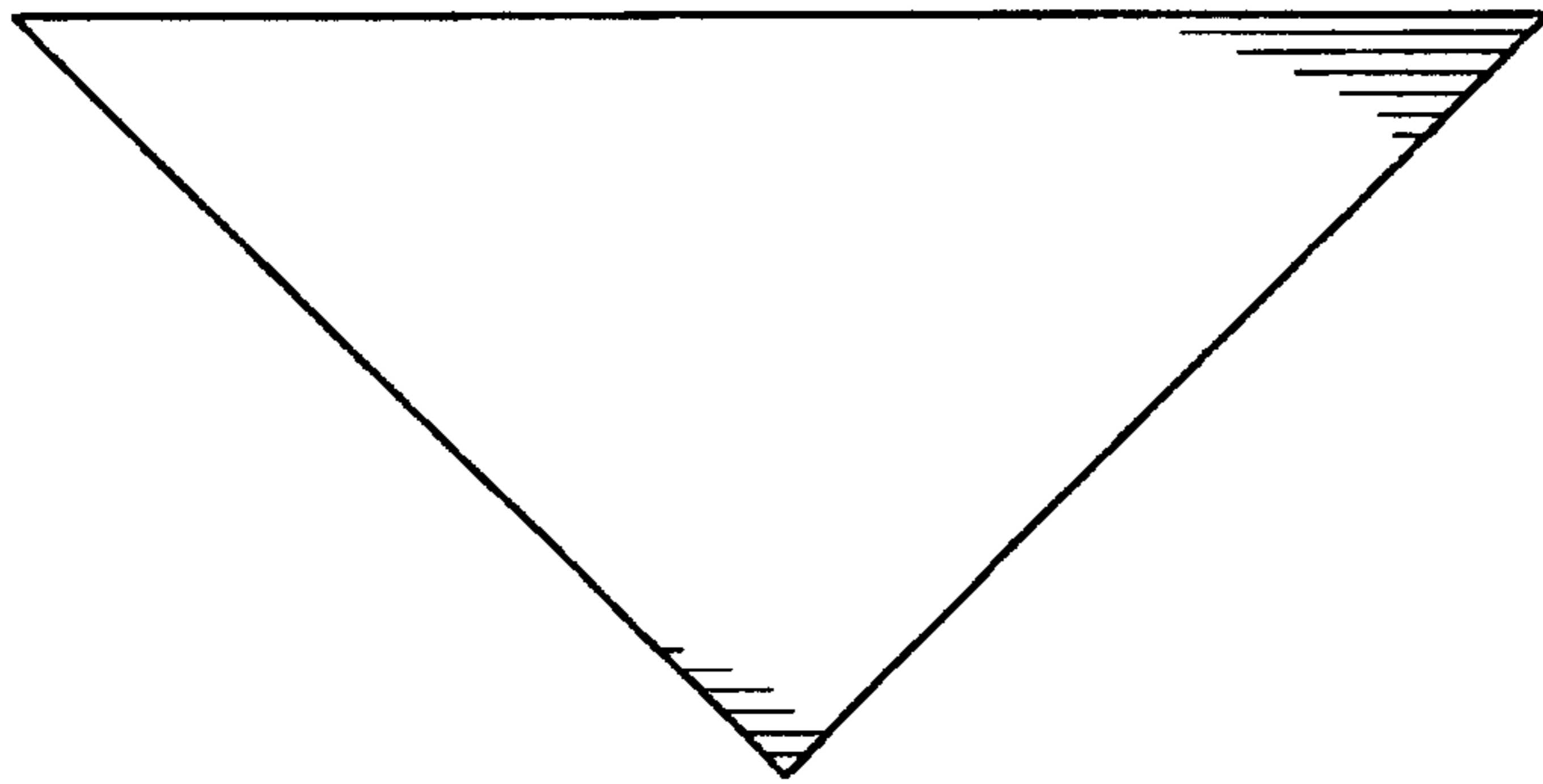


FIG. 2

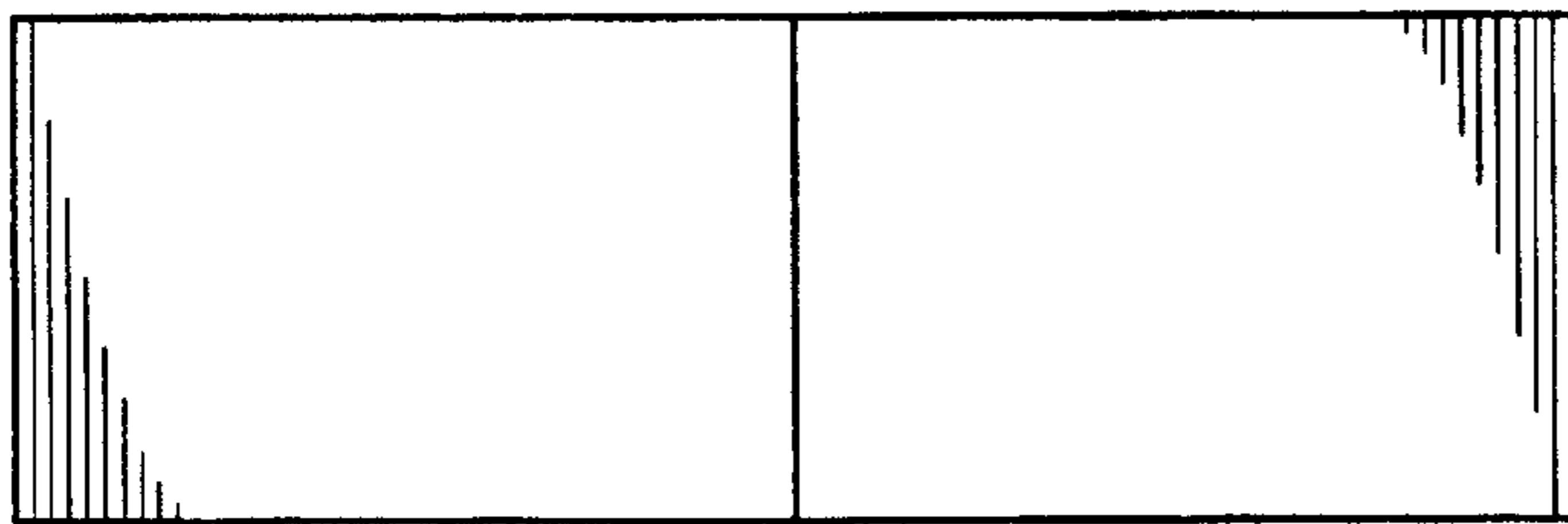


FIG. 3

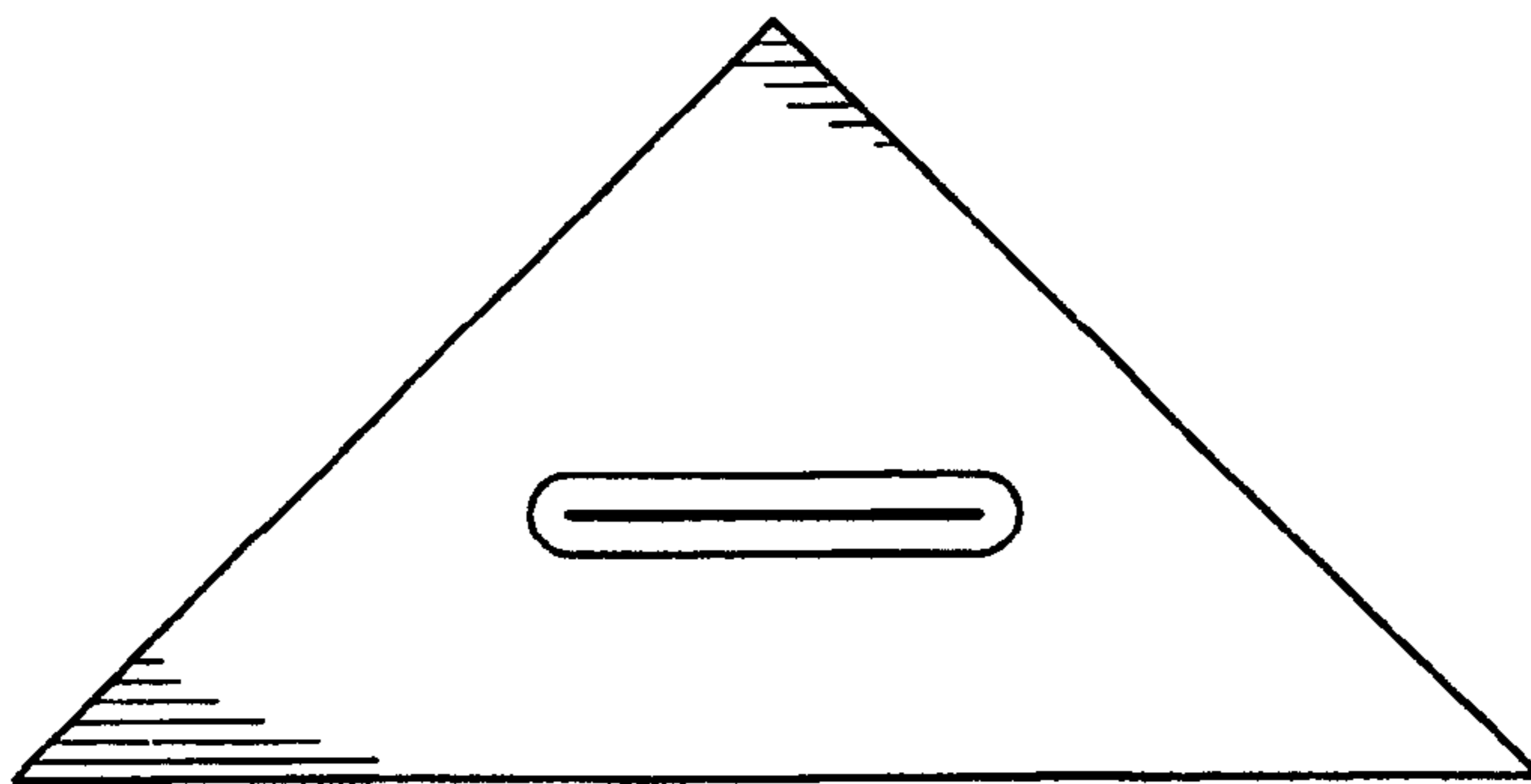


FIG. 4




FIG. 5