



US00D534379S

(12) **United States Design Patent**
Juneau

(10) **Patent No.:** **US D534,379 S**

(45) **Date of Patent:** **** Jan. 2, 2007**

(54) **FURNITURE UNIT**

(75) Inventor: **Alain Juneau**, St-Jean-Chrysostome
(CA)

(73) Assignee: **Baronet, Inc.** (CA)

(**) Term: **14 Years**

(21) Appl. No.: **29/253,482**

(22) Filed: **Feb. 7, 2006**

Related U.S. Application Data

(62) Division of application No. 29/213,966, filed on Sep. 24, 2004.

(51) **LOC (8) Cl.** **06-03**

(52) **U.S. Cl.** **D6/484; D6/477**

(58) **Field of Classification Search** D6/480-489,
D6/495, 450, 451, 474, 477-479, 436; 108/153.1,
108/155, 156, 161, 155.7; 248/188, 188.1,
248/188.8

See application file for complete search history.

(56) **References Cited**

U.S. PATENT DOCUMENTS

D234,894 S * 4/1975 Vandenbouck D6/479

D244,900 S * 7/1977 Waxman D6/436

D249,857 S * 10/1978 Adkinson D6/477

D273,829 S 5/1984 Desnoyers

D355,798 S 2/1995 Goetz

D398,788 S 9/1998 Schubert

D431,737 S 10/2000 Veeley et al.

OTHER PUBLICATIONS

Lane, p. 81 cocktail table.*

* cited by examiner

Primary Examiner—Janice E. Seeger

(74) *Attorney, Agent, or Firm*—Saidman DesignLaw Group

(57) **CLAIM**

The ornamental design for furniture unit, as shown and described.

DESCRIPTION

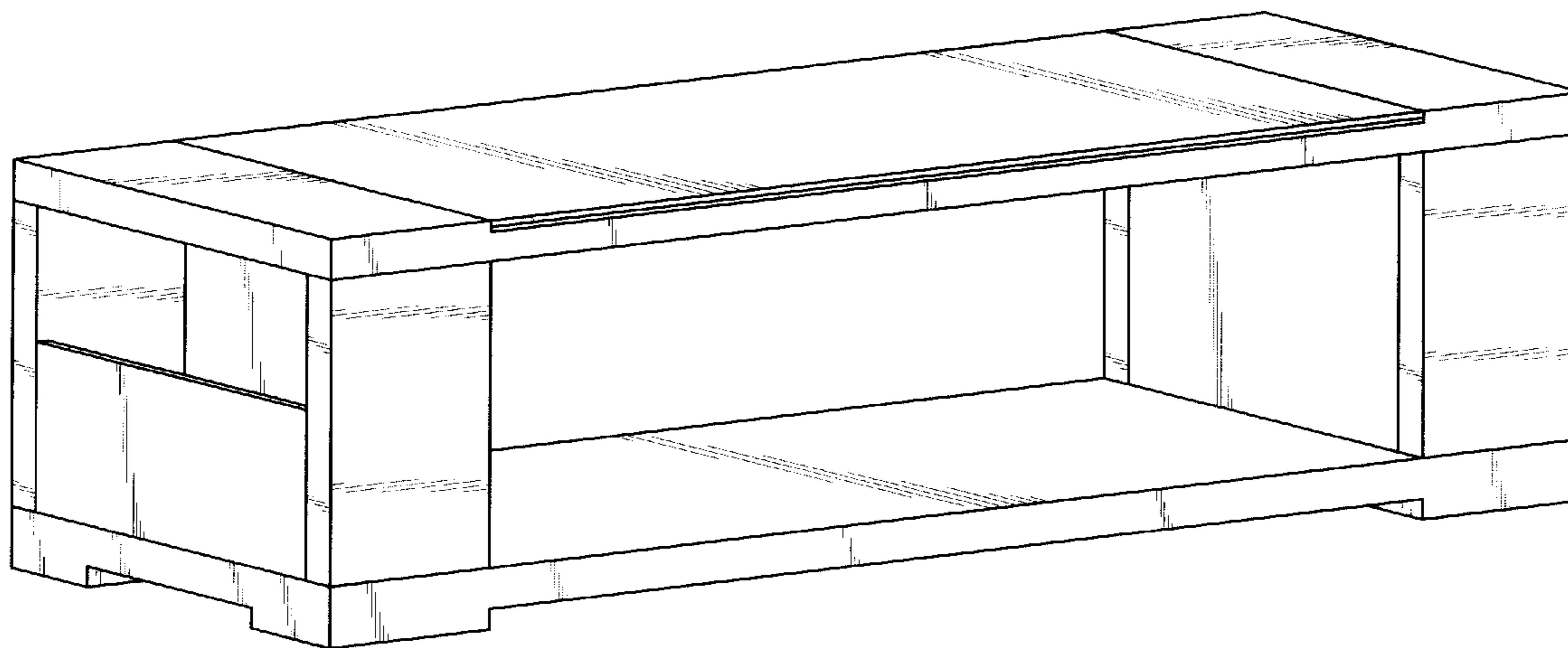
FIG. 1 is a perspective view of furniture unit showing my new design;

FIG. 2 is a front view thereof, the back view being identical thereto;

FIG. 3 is a top view thereof; and,

FIG. 4 is a right-side view thereof, the left-side view being identical thereto.

1 Claim, 4 Drawing Sheets



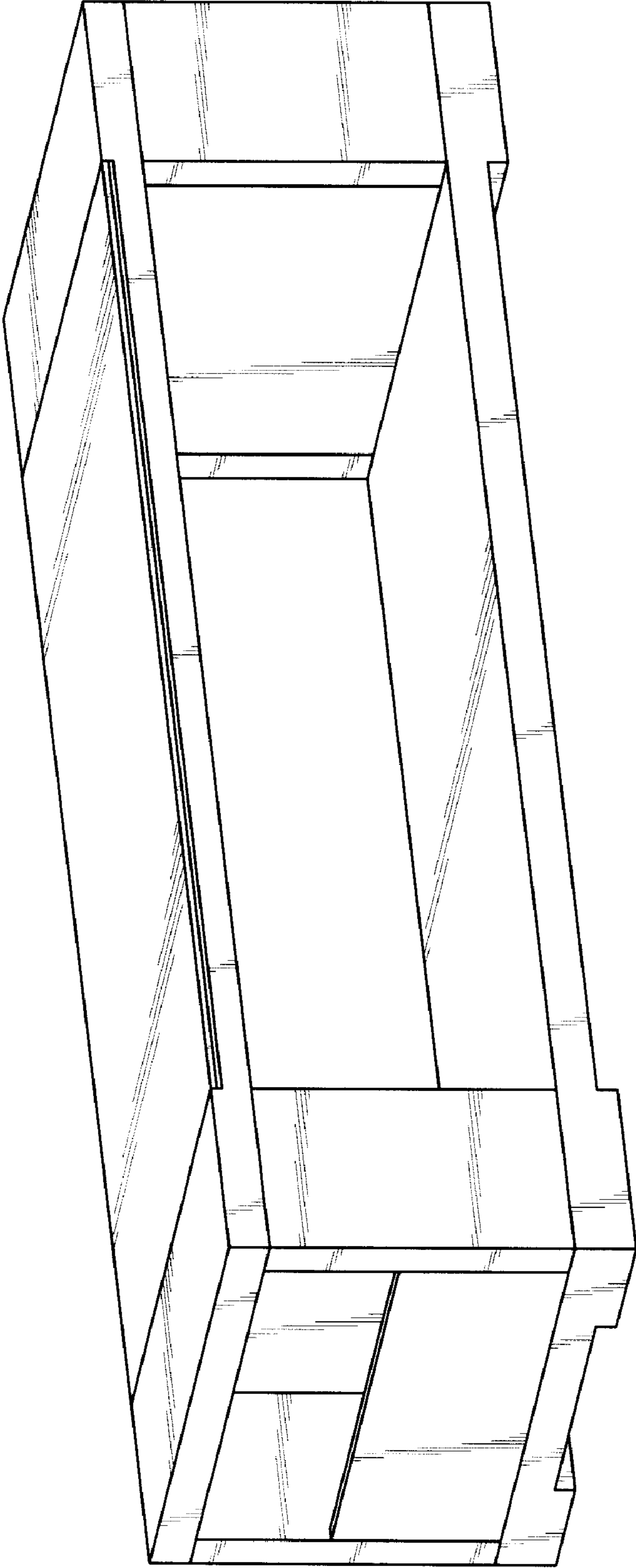


Fig. 1




Fig. 2

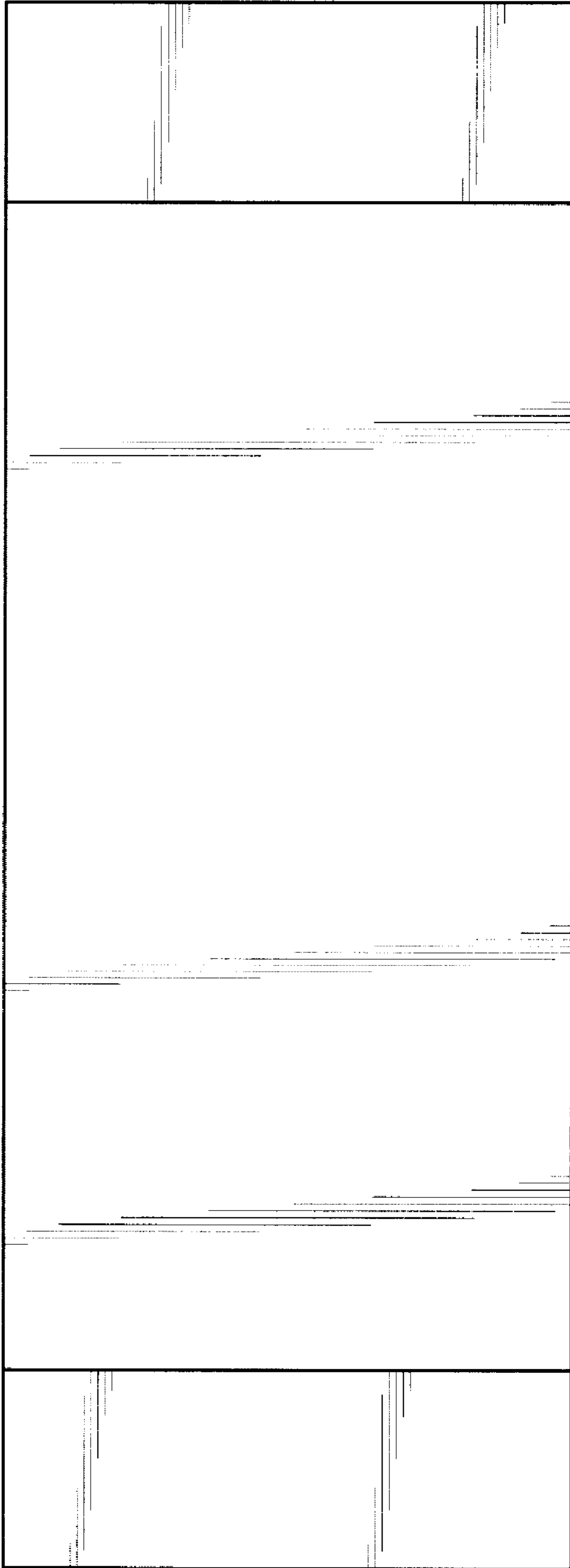


Fig. 3

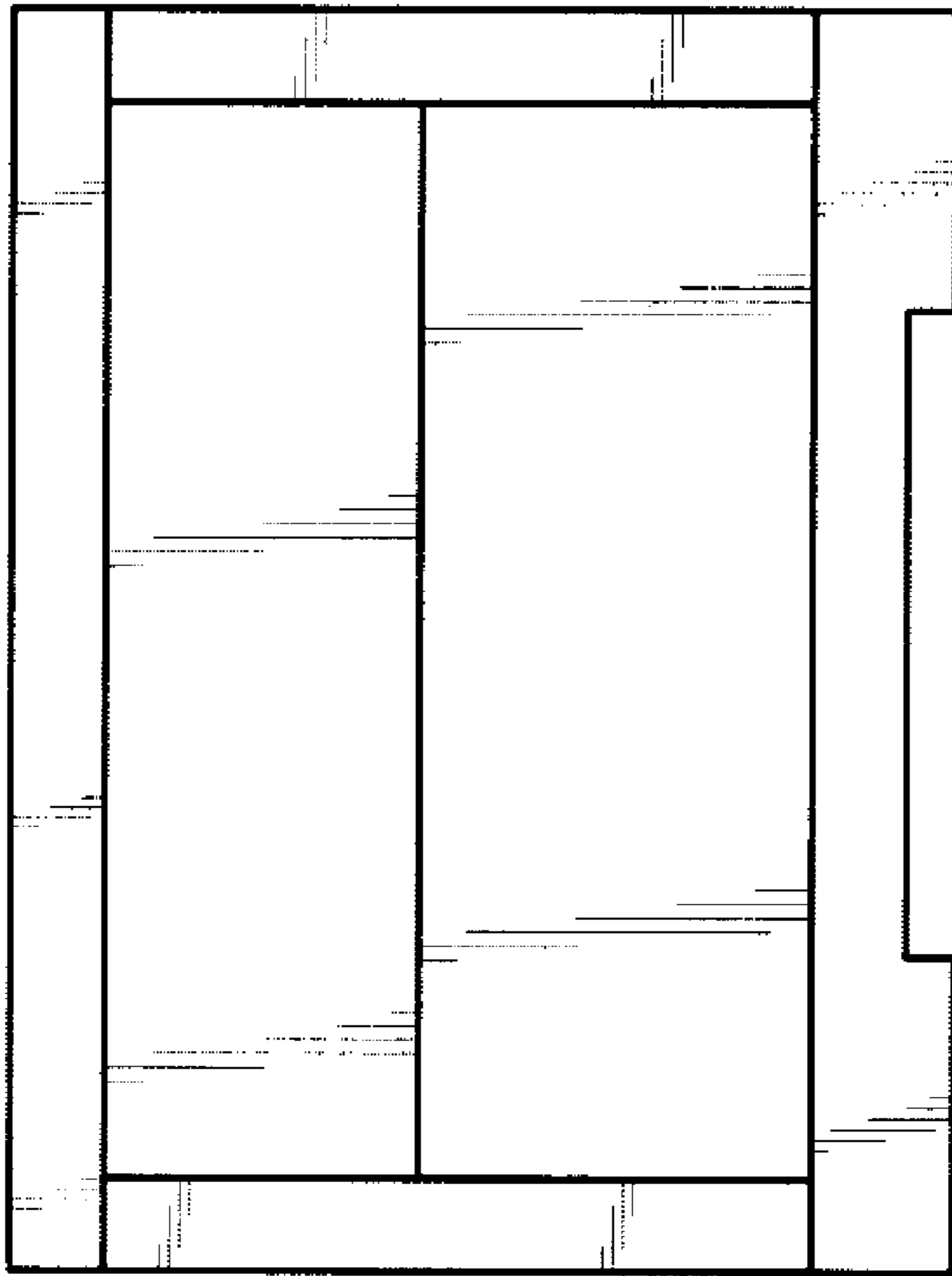


Fig. 4