



US00D534376S

(12) **United States Design Patent**
Sparkowski

(10) **Patent No.:** **US D534,376 S**
(45) **Date of Patent:** **** Jan. 2, 2007**

(54) **DISPLAY RACK**

(75) Inventor: **Robert P. Sparkowski**, Schaumburg, IL (US)

(73) Assignee: **Chicago Display Marketing**, River Grove, IL (US)

(**) Term: **14 Years**

(21) Appl. No.: **29/218,695**

(22) Filed: **Dec. 6, 2004**

(51) **LOC (8) Cl.** **06-04**

(52) **U.S. Cl.** **D6/468**

(58) **Field of Classification Search** D6/396,
D6/407, 429, 449, 455-457, 460-463, 465,
D6/468, 478, 509, 514; 211/13.1, 41.1, 71.01,
211/85.3, 85.4, 59.2, 126.12, 126.2, 133.1,
211/187; 108/59, 92, 115; 174/50; 208/79.3
See application file for complete search history.

(56) **References Cited**

U.S. PATENT DOCUMENTS

2,959,298	A	*	11/1960	Pope	211/126.15
3,199,683	A	*	8/1965	Graswich	211/41.1
3,527,359	A	*	9/1970	Ambertson	211/71.01
4,004,819	A	*	1/1977	Brongo	280/79.3
4,588,096	A	*	5/1986	Story et al.	211/126.15

D285,991	S	*	10/1986	Madsen	D6/407
D334,859	S	*	4/1993	Homann	D6/509
6,419,098	B1	*	7/2002	Hall	211/133.1
D478,739	S	*	8/2003	Sparkowski	D6/465
6,605,777	B1	*	8/2003	Anderson et al.	174/50
6,729,484	B1	*	5/2004	Sparkowski	211/187
6,880,708	B1	*	4/2005	Boron	211/59.2
2004/0089625	A1	*	5/2004	Tsai	211/126.2

* cited by examiner

Primary Examiner—Robert M. Spear

Assistant Examiner—Mary Ann Calabrese

(74) *Attorney, Agent, or Firm*—Jansson, Shupe, Munger & Antaramian, Ltd.

(57) **CLAIM**

The ornamental design for a display rack, as shown.

DESCRIPTION

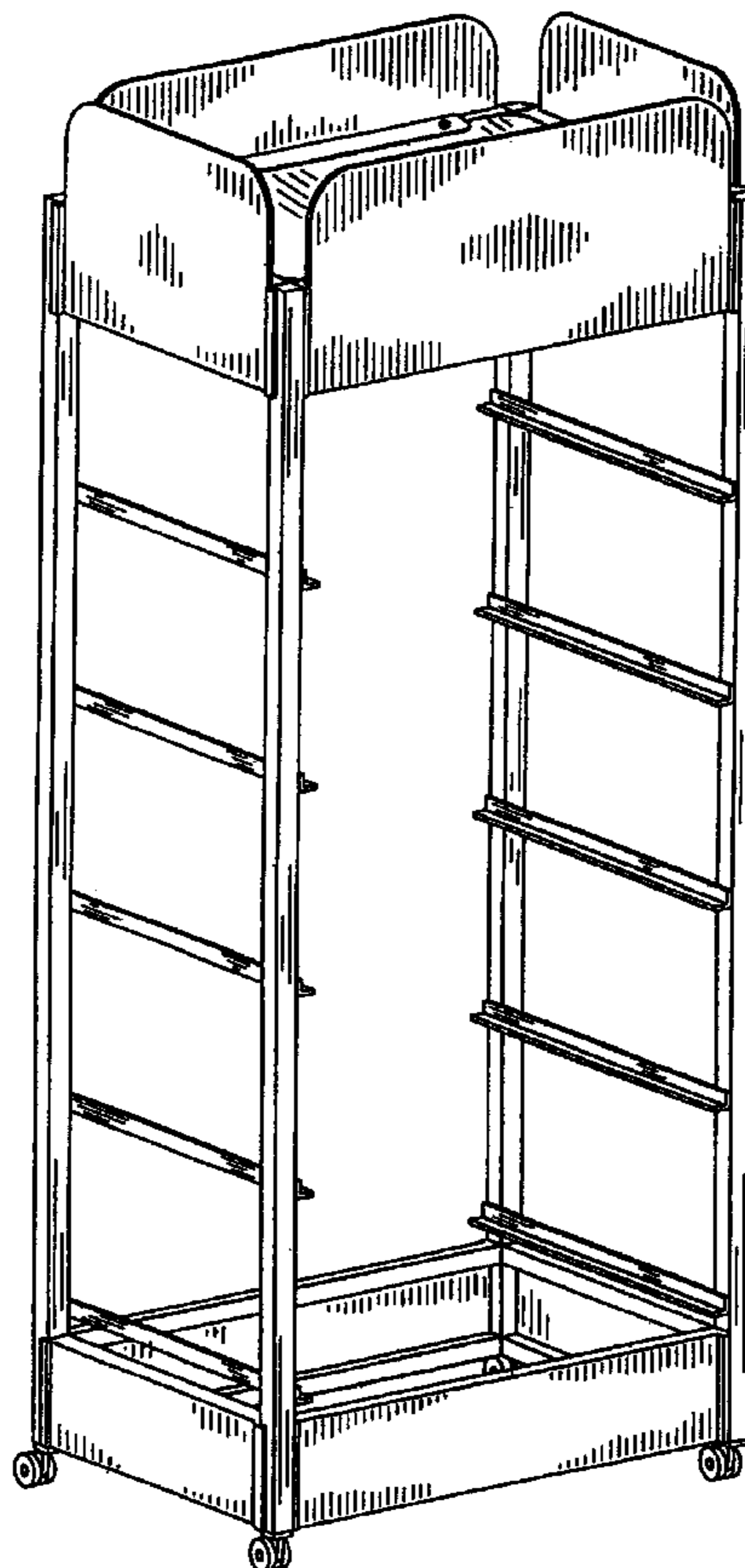
FIG. 1 is a perspective view of the display rack showing my new design;

FIG. 2 is a front view showing my new design, the back view being a mirror image thereof;

FIG. 3 is a side view showing my new design, the opposite side being a mirror image thereof;

FIG. 4 is a view of the top showing my new design; and, FIG. 5 is a view of the bottom showing my new design.

1 Claim, 3 Drawing Sheets






FIG. 1

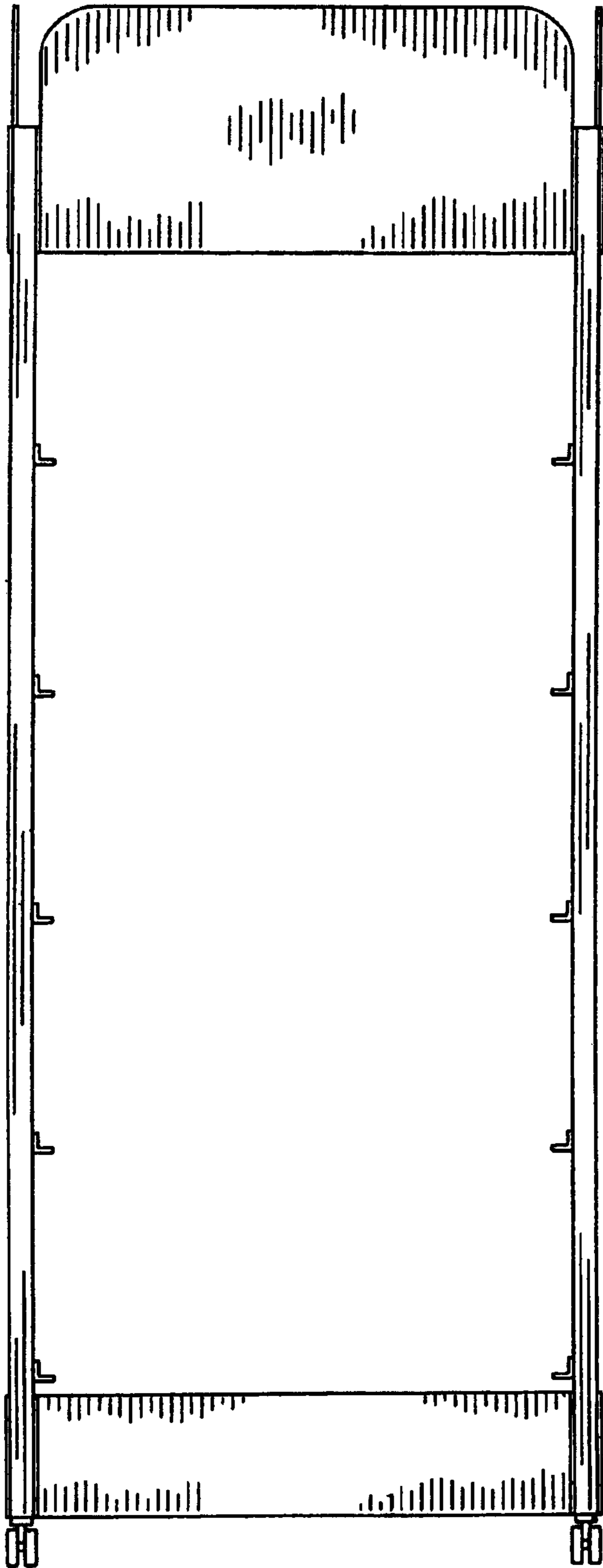


FIG. 2




FIG. 3

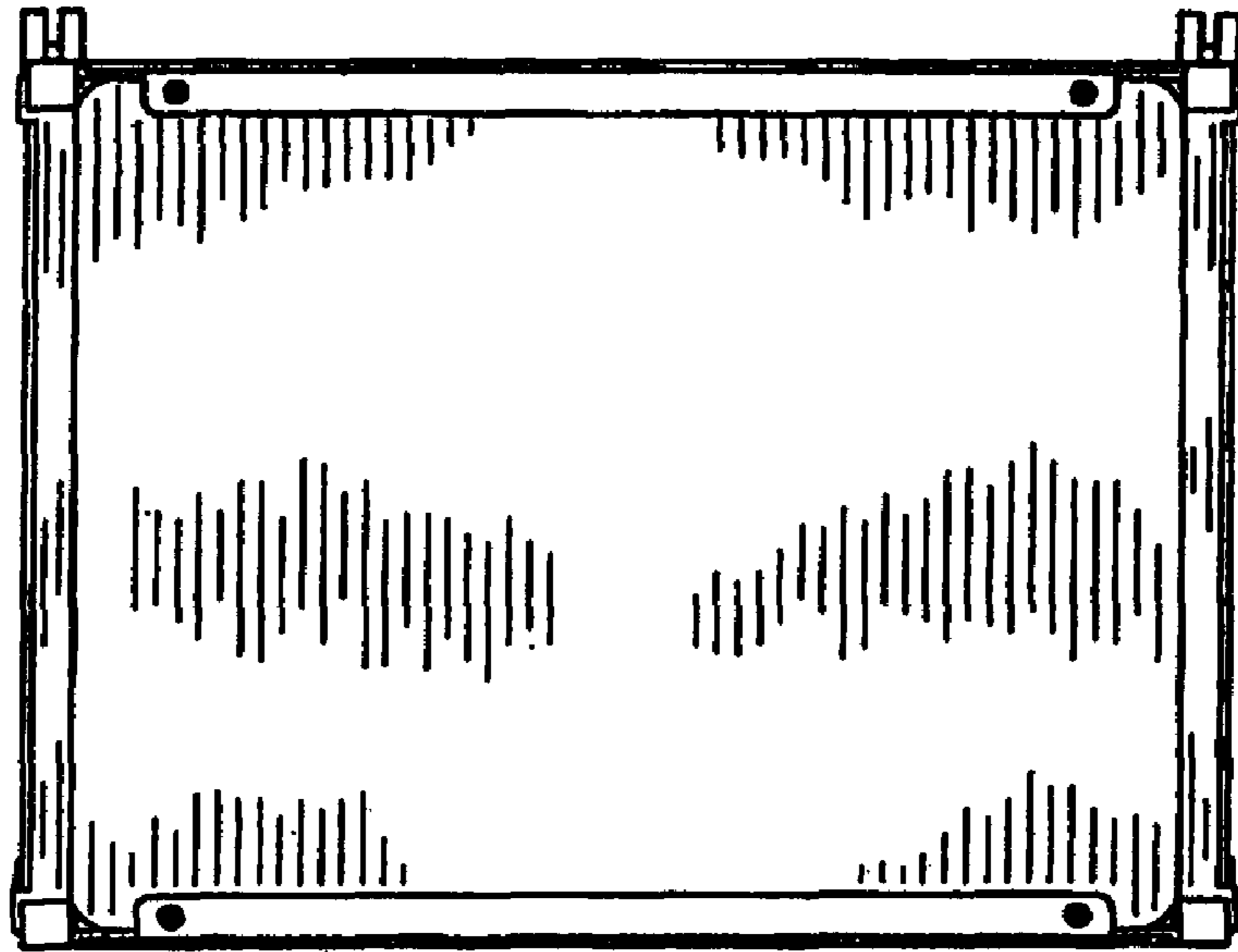


FIG. 4

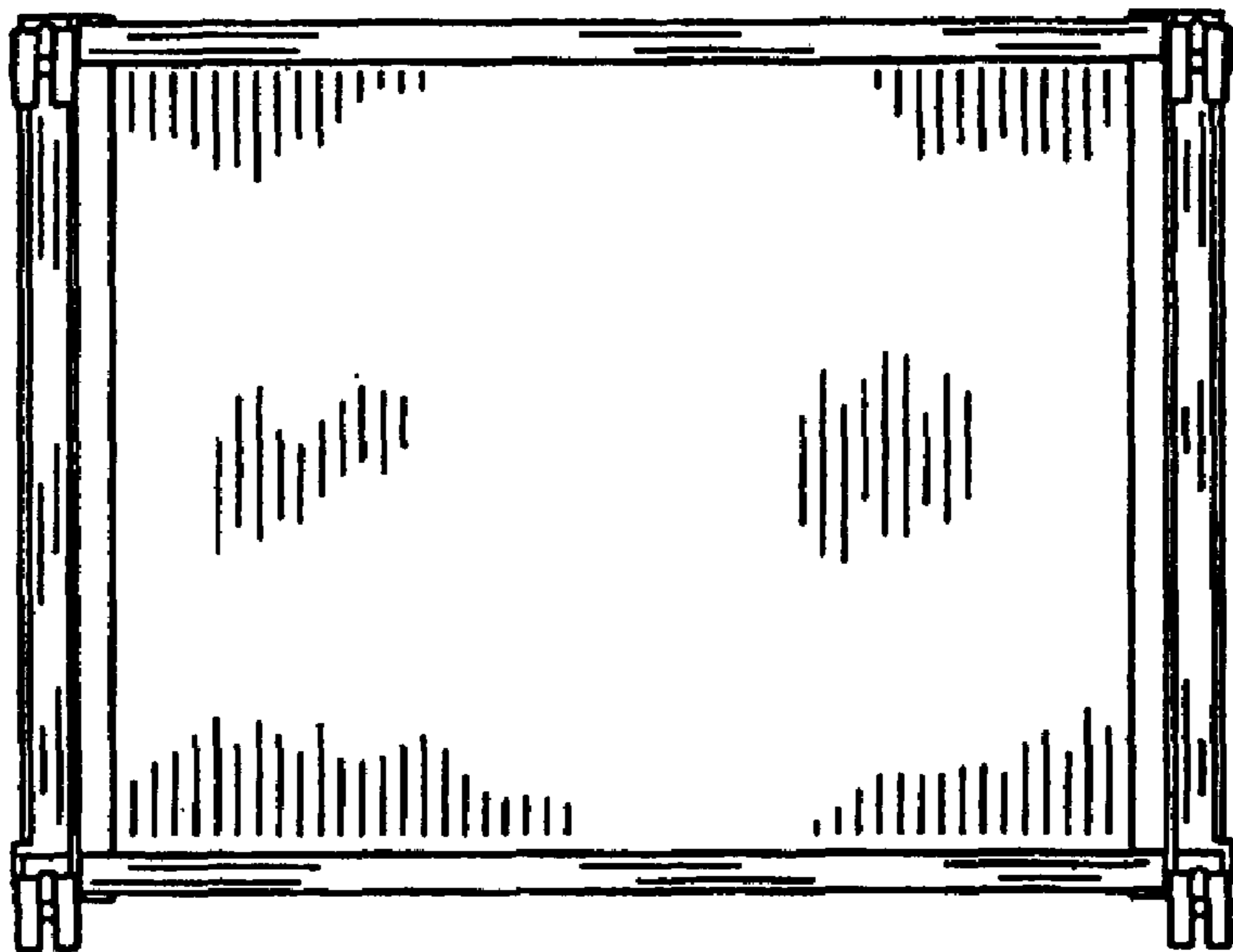


FIG. 5