

US00D534369S

(12) **United States Design Patent**
Wright

(10) **Patent No.:** **US D534,369 S**
(45) **Date of Patent:** **** Jan. 2, 2007**

(54) **DISPLAY APPARATUS**

(76) Inventor: **W. Michael Wright**, 1279 Belle Rd.,
Virginia Beach, VA (US) 23454

(**) Term: **14 Years**

(21) Appl. No.: **29/229,116**

(22) Filed: **May 4, 2005**

Related U.S. Application Data

(62) Division of application No. 29/207,004, filed on Jun. 7,
2004, now Pat. No. Des. 519,298, which is a division of
application No. 10/270,165, filed on Oct. 15, 2002, now Pat.
No. 6,758,010.

(51) **LOC (8) Cl.** **06-01**

(52) **U.S. Cl.** **D6/396**

(58) **Field of Classification Search** D6/396,
D6/513; D11/148, 143; 47/67, 66.1; 40/645;
248/318, 317

See application file for complete search history.

(56) **References Cited**

U.S. PATENT DOCUMENTS

- 114,638 A * 5/1871 Booher 47/66.1
- 1,077,423 A * 11/1913 Meyers 47/67
- 1,095,504 A 5/1914 Jannoch
- D50,329 S * 2/1917 White D11/148
- 1,233,538 A 7/1917 Alden
- 2,881,939 A * 4/1959 Nelson 217/12 R
- D194,000 S * 11/1962 Adams D11/143
- 3,867,788 A * 2/1975 Mickelson 47/67
- 3,957,242 A 5/1976 Holtz
- 4,078,753 A 3/1978 Cole
- 4,189,124 A 2/1980 Faris
- 4,314,646 A 2/1982 Purnell
- 4,385,742 A 5/1983 Rocquin
- 4,583,323 A 4/1986 Graves et al.
- 4,605,191 A 8/1986 Kagan

- D285,634 S 9/1986 McBean
- 4,658,540 A 4/1987 Hougard
- 4,825,591 A 5/1989 Han
- 4,875,653 A 10/1989 Connolly
- 5,052,149 A 10/1991 Johnson
- D326,830 S * 6/1992 Vaughn D11/143
- 5,329,728 A 7/1994 Ray
- D364,581 S * 11/1995 Weder et al. D11/164
- D365,302 S * 12/1995 Weder et al. D11/164
- D369,120 S * 4/1996 Deslen D11/143
- 5,575,447 A 11/1996 Griffin
- 5,836,109 A 11/1998 Kunz et al.
- 5,860,248 A 1/1999 Peters
- D432,944 S 10/2000 Harris
- 6,131,323 A 10/2000 Wong et al.
- D441,315 S 5/2001 Huffman
- D444,734 S * 7/2001 Penney D11/153
- D445,063 S 7/2001 Schneider et al.
- D446,746 S * 8/2001 Simmons D11/143
- 6,758,010 B1 7/2004 Wright
- D519,298 S * 4/2006 Wright D6/396
- 2004/0068926 A1 * 4/2004 Wright 47/67

* cited by examiner

Primary Examiner—Caron D. Veynar

Assistant Examiner—Sydney R. Buffalow

(74) *Attorney, Agent, or Firm*—Nixon & Vanderhye, PC

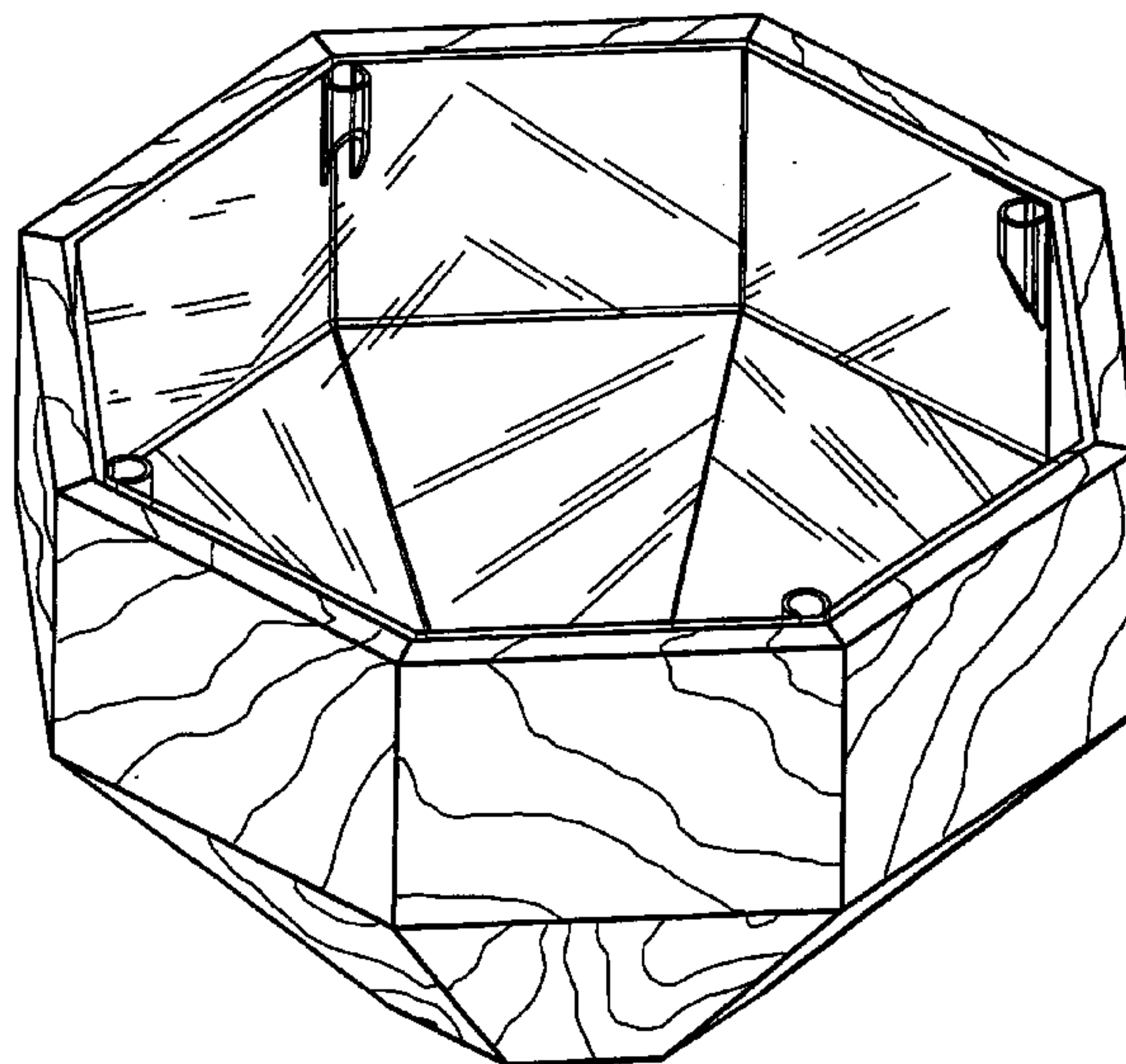
(57) **CLAIM**

The ornamental design for a “display apparatus,” as shown
and described.

DESCRIPTION

FIG. 1 is a perspective view of the display apparatus
according to my new design;
FIG. 2 is a top plan view thereof;
FIG. 3 is a bottom plan view thereof; and,
FIG. 4 is a side elevational view looking directly at the apex
of an adjacent pair of the octagonal sides, the remaining side
views are identical.

1 Claim, 4 Drawing Sheets



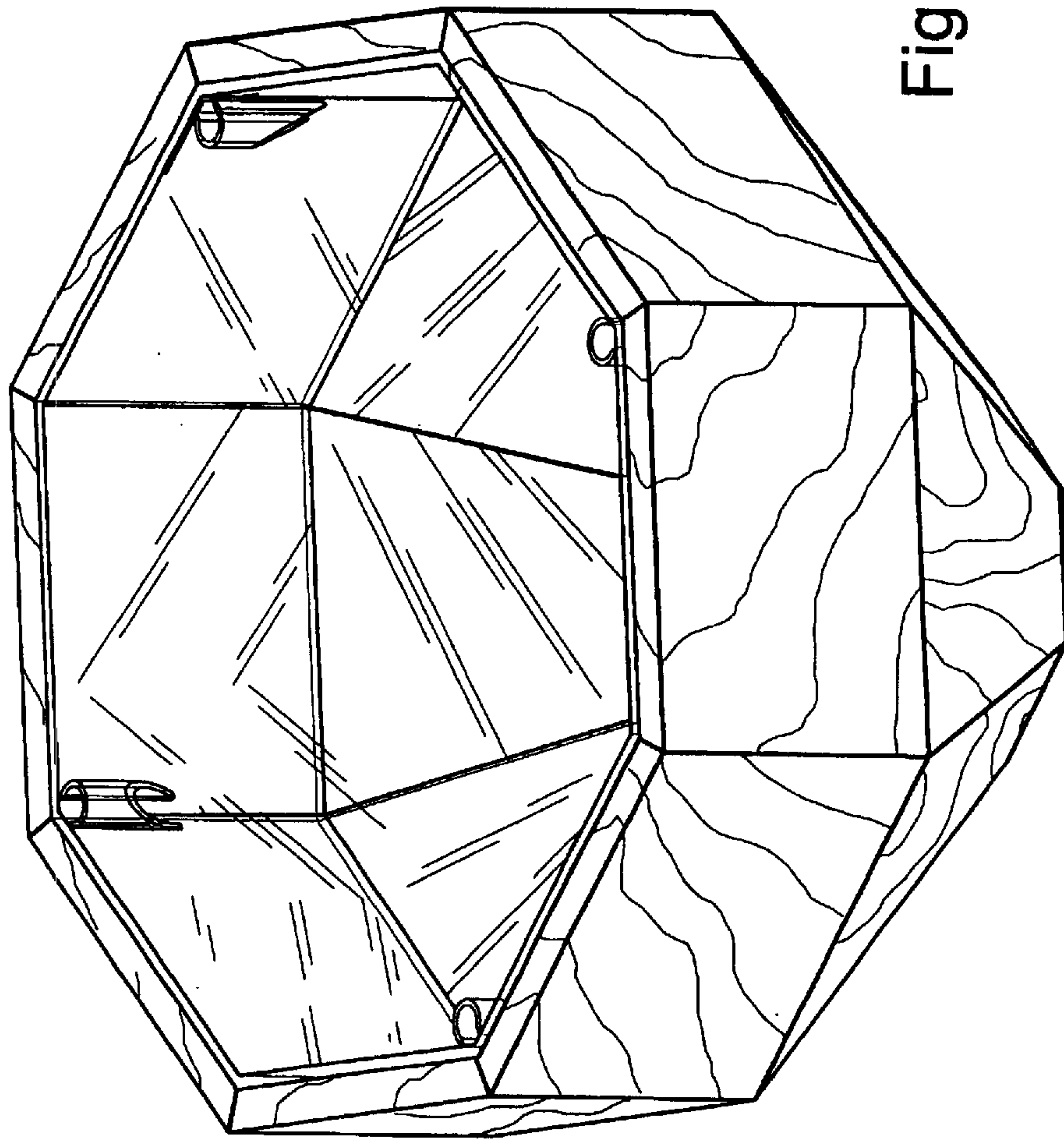
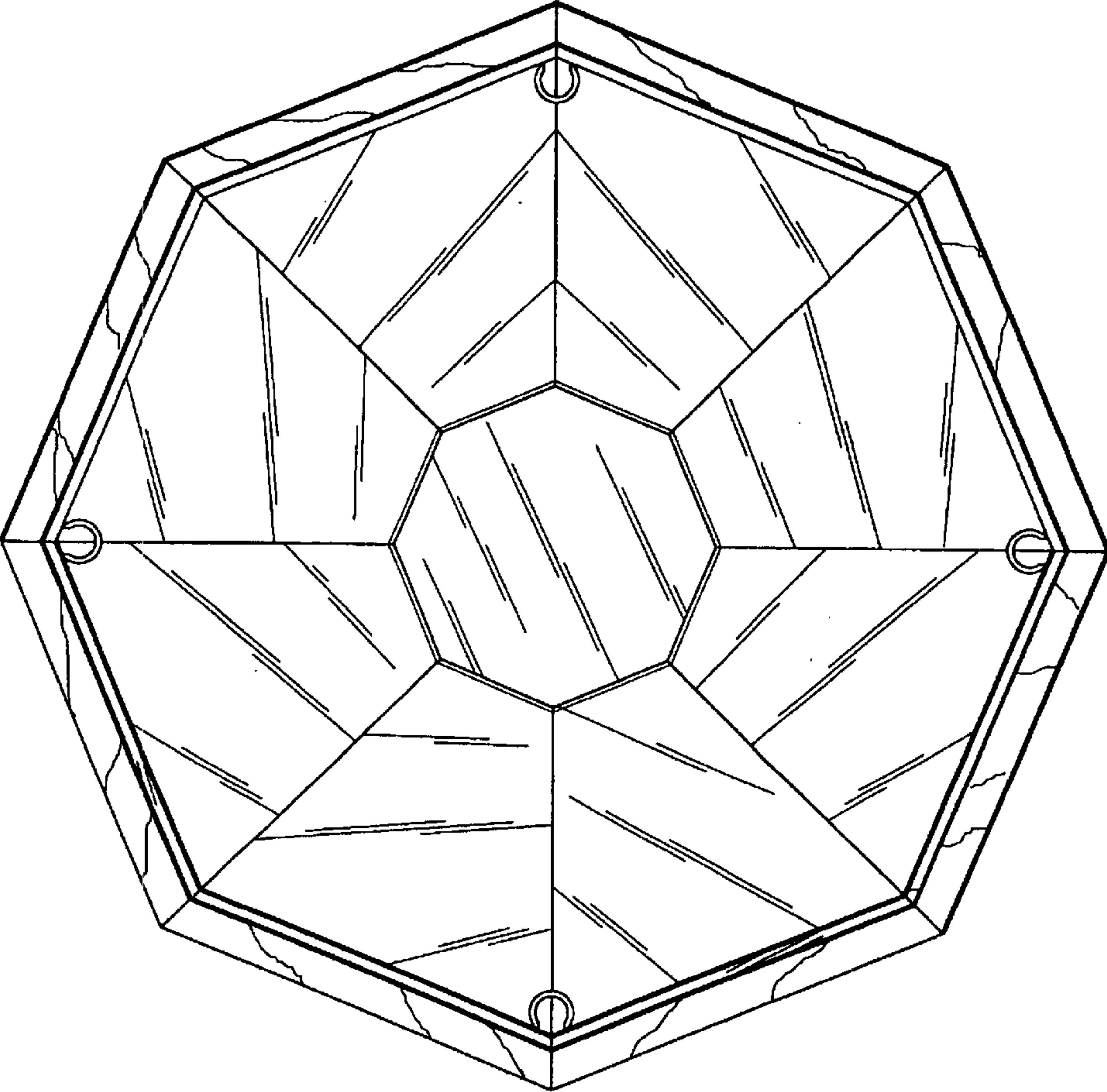


Fig.1

Fig. 2



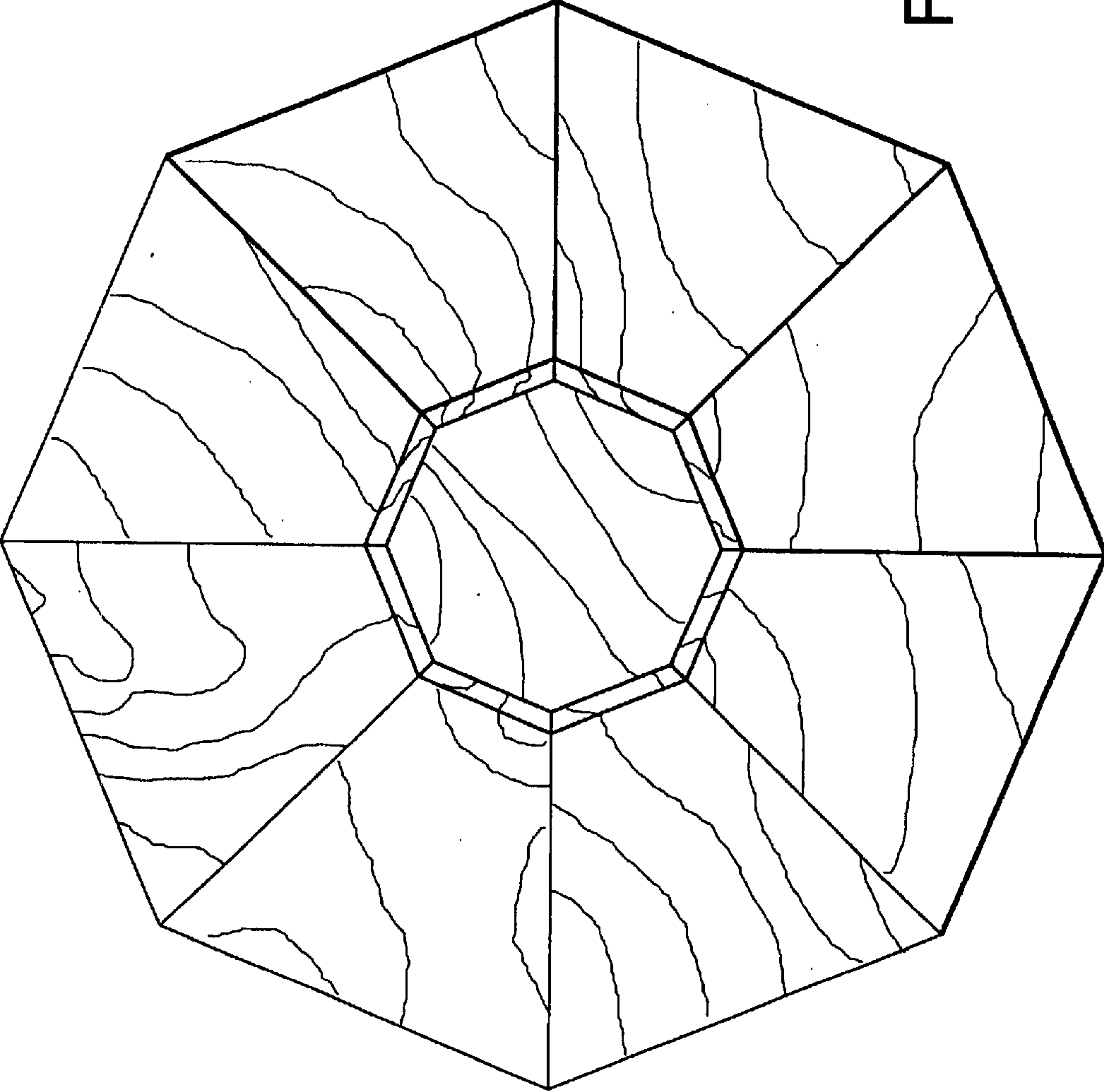


Fig.3

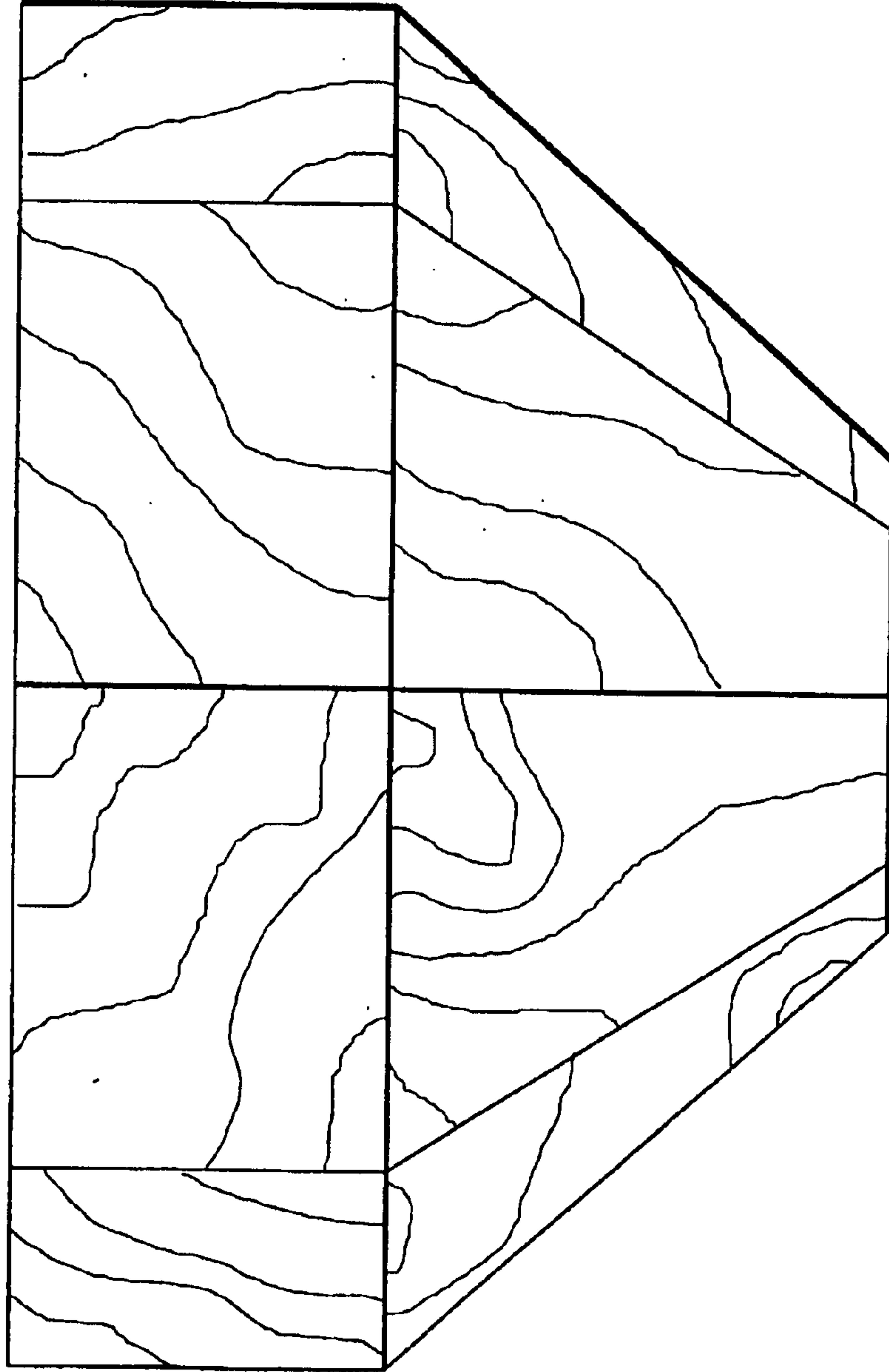


Fig.4