



US00D534365S

(12) **United States Design Patent**
Breen

(10) **Patent No.:** **US D534,365 S**

(45) **Date of Patent:** **** Jan. 2, 2007**

(54) **CHAIR**

(75) Inventor: **William R. Breen**, Mississauga (CA)

(73) Assignee: **Nightingale Corp.**, Mississauga (CA)

(**) Term: **14 Years**

(21) Appl. No.: **29/237,922**

(22) Filed: **Sep. 9, 2005**

(30) **Foreign Application Priority Data**

Jun. 9, 2005 (CA) 111513

(51) **LOC (8) Cl.** **06-01**

(52) **U.S. Cl.** **D6/366**

(58) **Field of Classification Search** D6/334-335,
D6/364, 365, 366, 367, 372, 498, 500-502;
297/411.2, 411.27, 411.36, 452.29

See application file for complete search history.

(56) **References Cited**

U.S. PATENT DOCUMENTS

D346,279 S * 4/1994 Stumpf et al. D6/366

D377,431 S	*	1/1997	Stumpf et al.	D6/500
D453,079 S	*	1/2002	Ma	D6/366
D456,626 S	*	5/2002	Su	D6/366
D465,345 S	*	11/2002	Ma	D6/372
D486,657 S	*	2/2004	Su	D6/366
D495,509 S	*	9/2004	Breen	D6/366
D510,488 S	*	10/2005	Su	D6/366
D511,418 S	*	11/2005	Breen	D6/366
D512,232 S	*	12/2005	Wu	D6/366
D512,843 S	*	12/2005	Breen	D6/366
D514,831 S	*	2/2006	Tsai	D6/366

* cited by examiner

Primary Examiner—Mimosa De

(57) **CLAIM**

I claim the ornamental design for a chair, as shown.

DESCRIPTION

FIG. 1 is a perspective view showing my new design;
FIG. 2 is a front elevational view thereof;
FIG. 3 is a rear elevational view thereof;
FIG. 4 is a top view thereof; and,
FIG. 5 is a right side elevational view thereof.

1 Claim, 5 Drawing Sheets

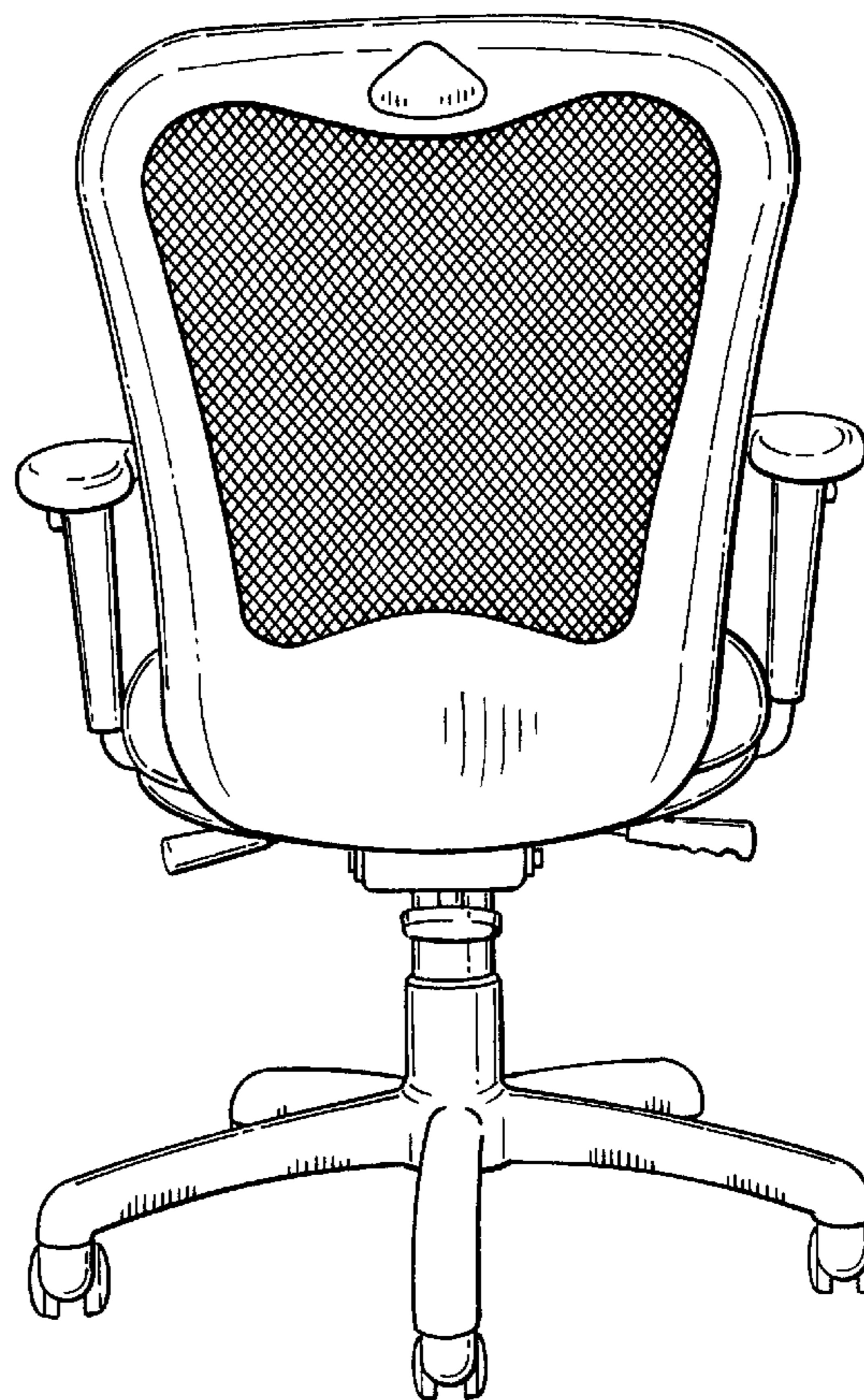





FIG. 1.




FIG. 2.

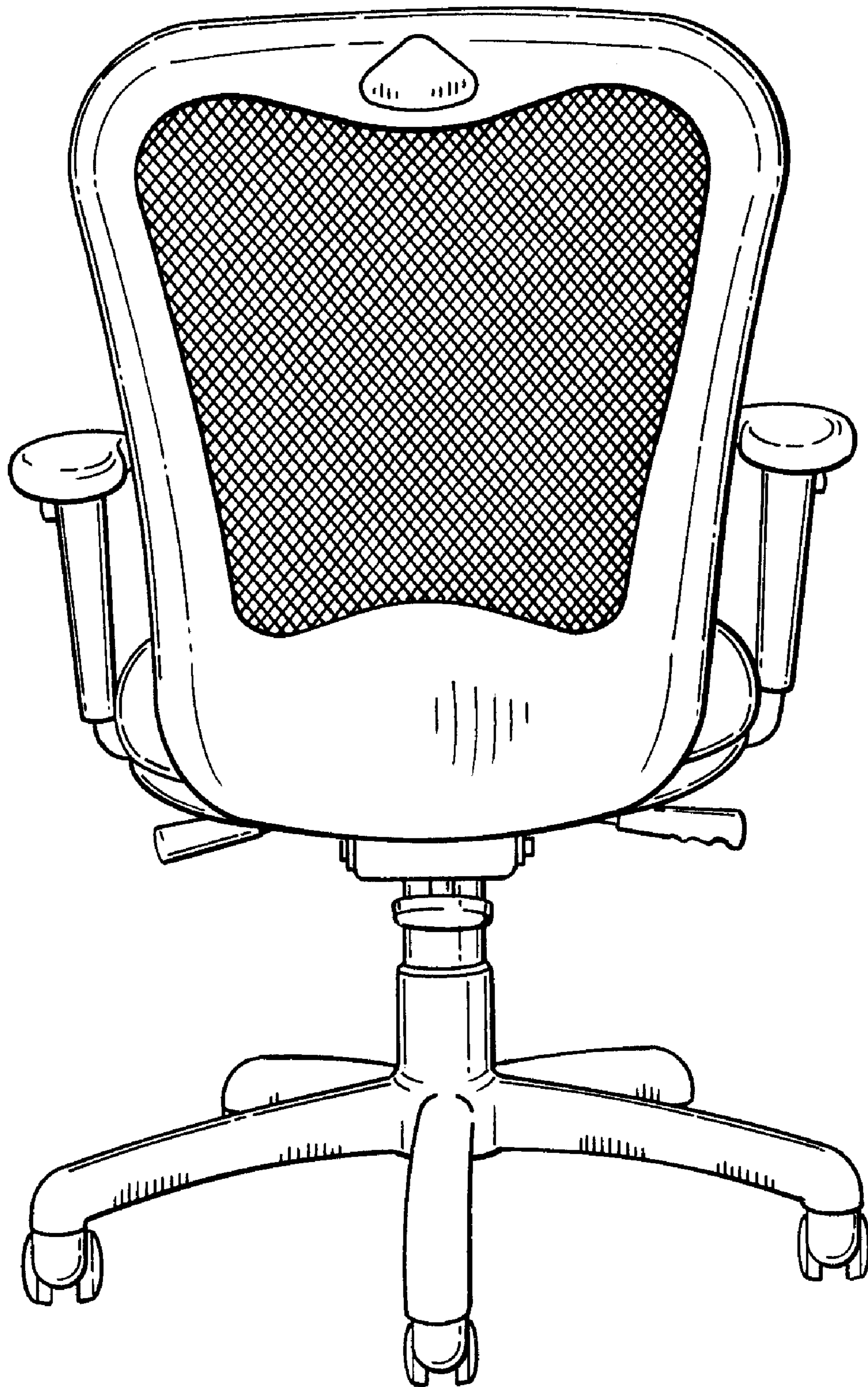


FIG. 3.

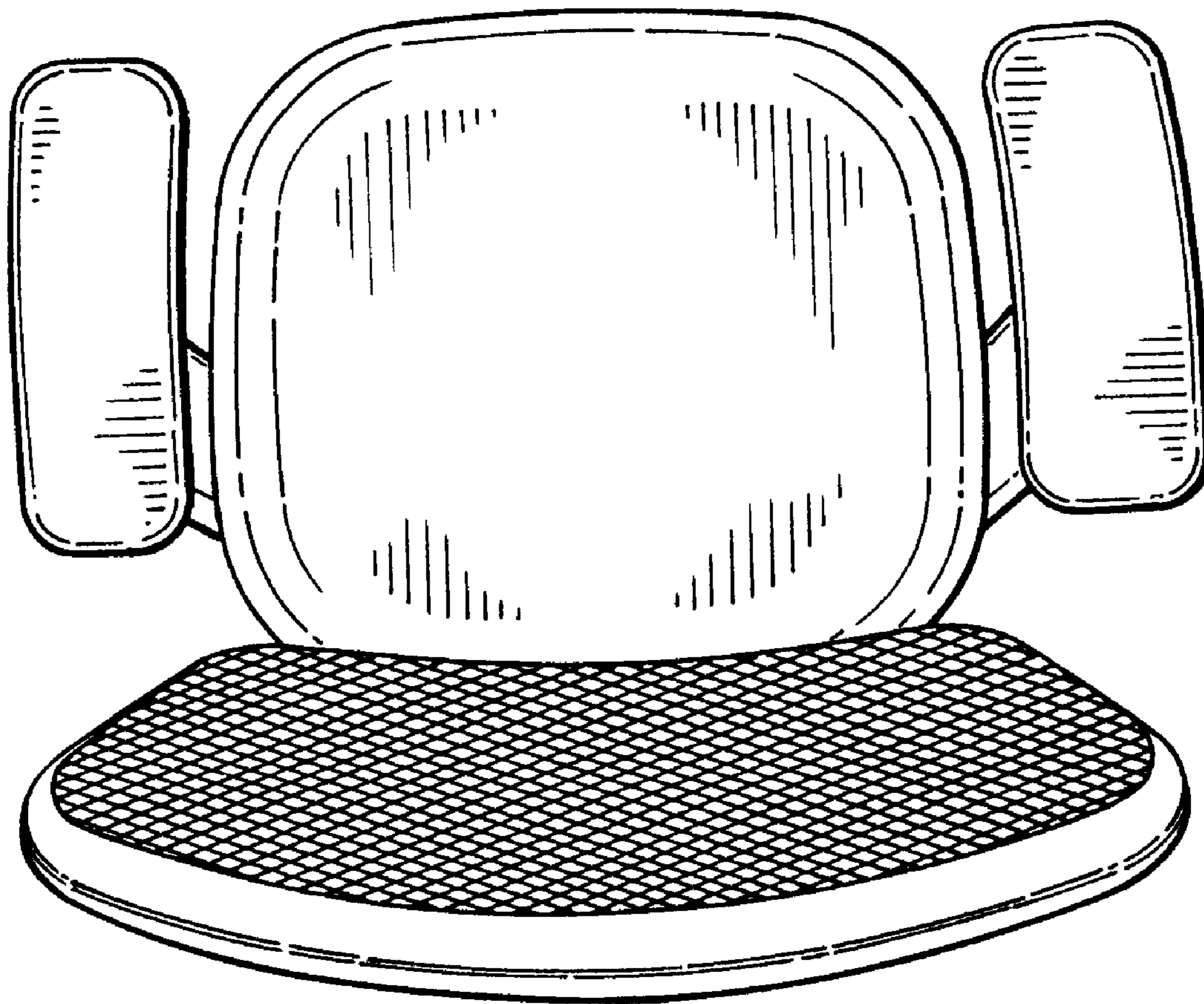


FIG. 4.

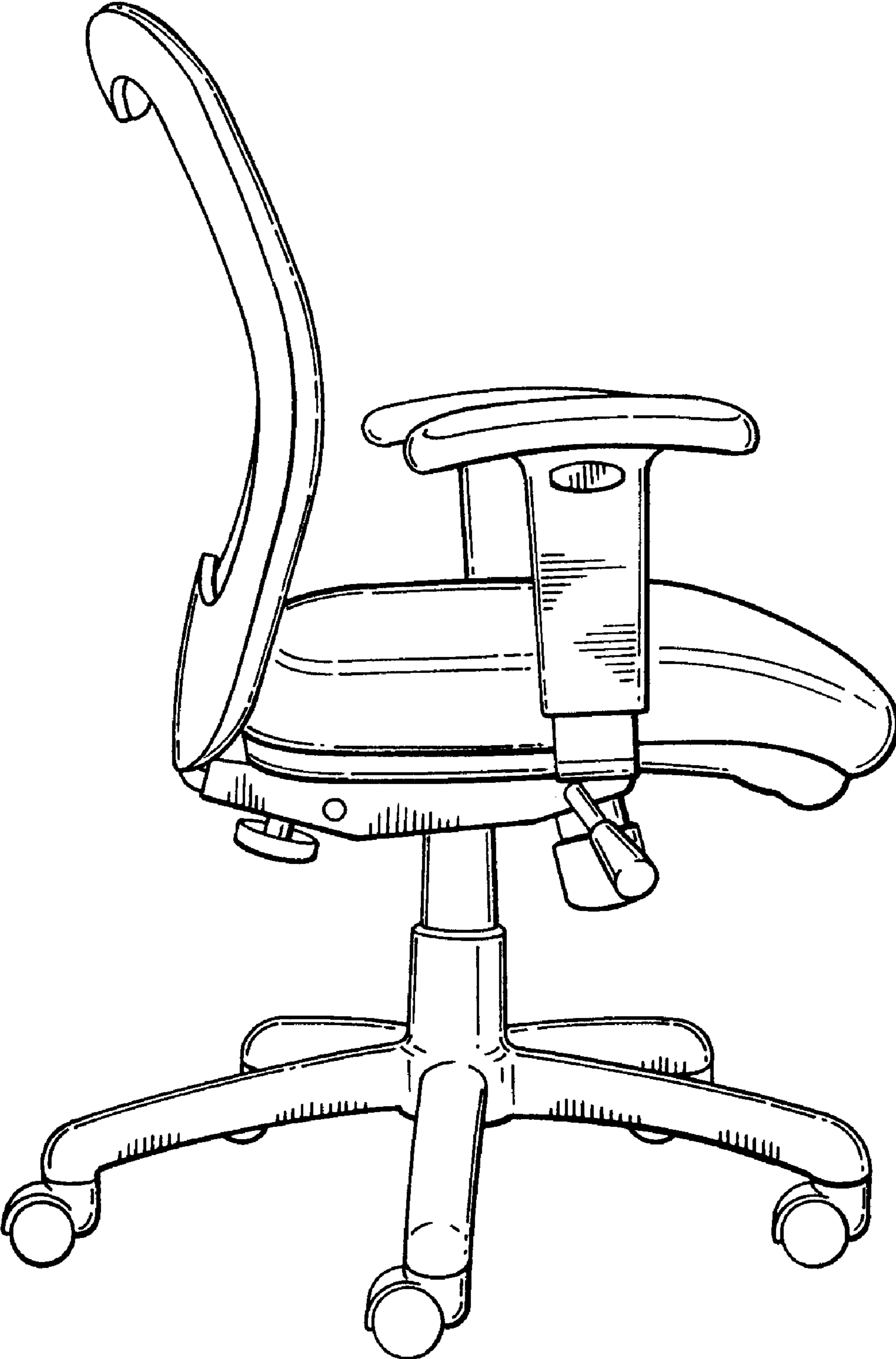


FIG. 5.