



US00D534359S

(12) **United States Design Patent**  
**Mayer**

(10) **Patent No.:** **US D534,359 S**

(45) **Date of Patent:** **\*\* Jan. 2, 2007**

(54) **OVAL MIRROR**

(76) **Inventor:** **Robert H. Mayer**, 424 SW. 12<sup>th</sup> Ave.,  
Deerfield Beach, FL (US) 33442

(\*\*) **Term:** **14 Years**

(21) **Appl. No.:** **29/221,871**

(22) **Filed:** **Jan. 21, 2005**

(51) **LOC (8) Cl.** ..... **06-07**

(52) **U.S. Cl.** ..... **D6/309**

(58) **Field of Classification Search** ..... D6/300-314,  
D6/444; 40/700, 711, 714, 716, 720, 735,  
40/745, 765, 766, 780, 790, 727, 757, 722-724  
See application file for complete search history.

(56) **References Cited**

**U.S. PATENT DOCUMENTS**

110,833	A	*	1/1871	Curtis	.....	40/798
779,366	A	*	1/1905	Kelsea	.....	40/757
D39,638	S		10/1908	Eustis		
D39,639	S		10/1908	Eustis		
D51,916	S		4/1918	Brown		
D116,353	S		8/1939	Silverman		

D229,469	S		12/1973	Firdmann		
D394,159	S		5/1998	Leung		
D458,458	S	*	6/2002	Vaaler	.....	D6/300
D483,574	S		12/2003	Wanek		

\* cited by examiner

*Primary Examiner*—Janice E. Seeger

*Assistant Examiner*—Sydney R. Buffalow

(74) *Attorney, Agent, or Firm*—Fleit Kain Gibbons Gutman  
Bongini & Bianco

(57) **CLAIM**

The ornamental design for an oval mirror, as shown and described.

**DESCRIPTION**

FIG. 1 is a perspective view of the oval mirror of the subject invention;

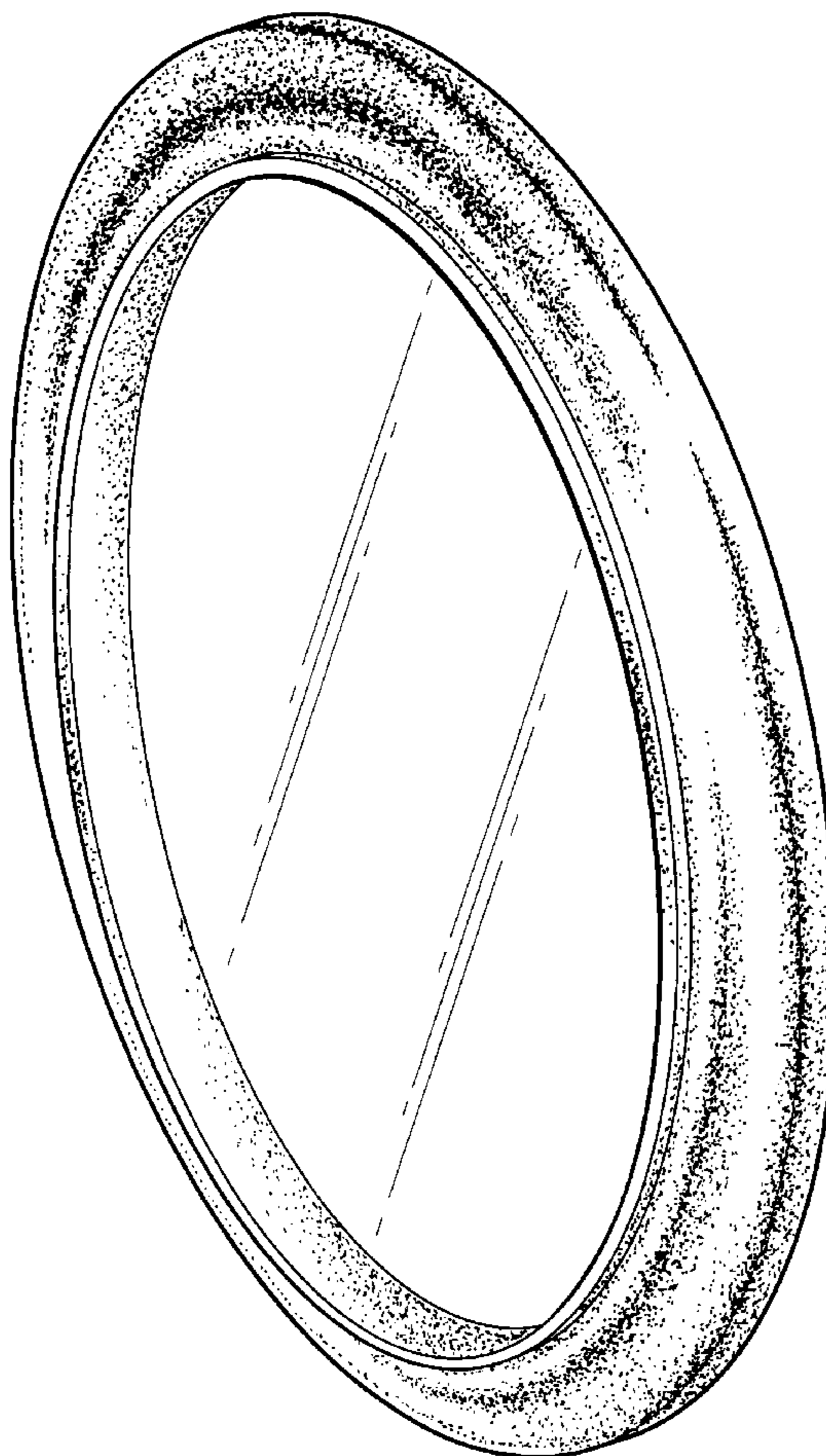
FIG. 2 is a front view thereof;

FIG. 3 is a side view thereof;

FIG. 4 is a cross-sectional view taken from the center looking outward; and,

FIG. 5 is a top view thereof.

**1 Claim, 3 Drawing Sheets**



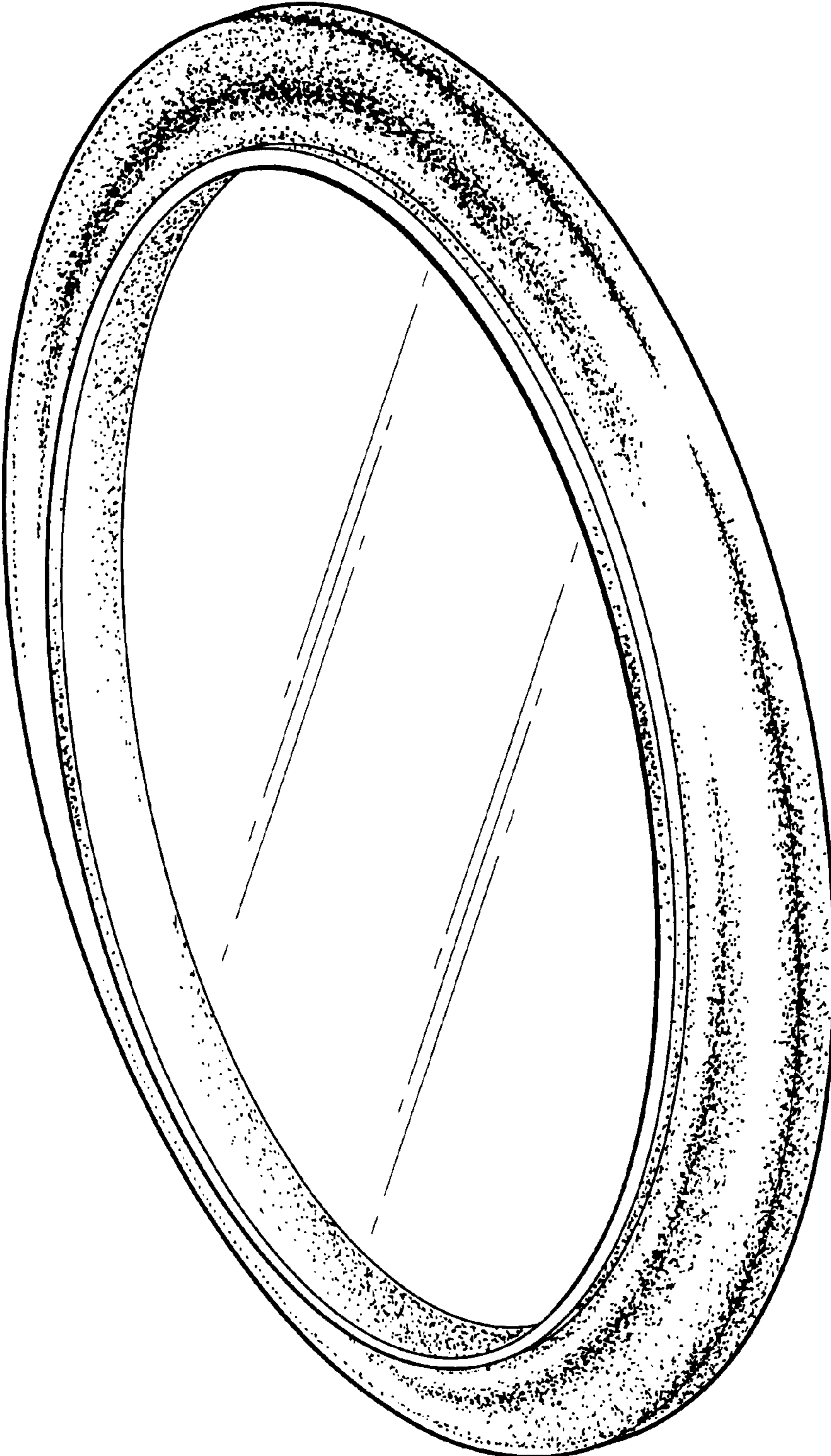


FIG. 1




FIG. 5

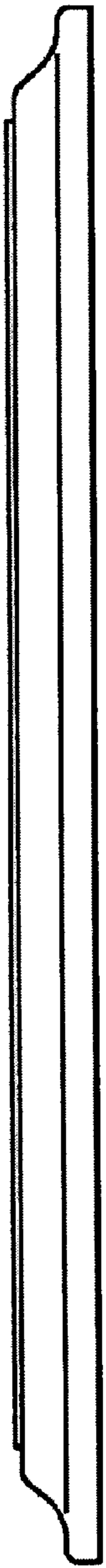


FIG. 3

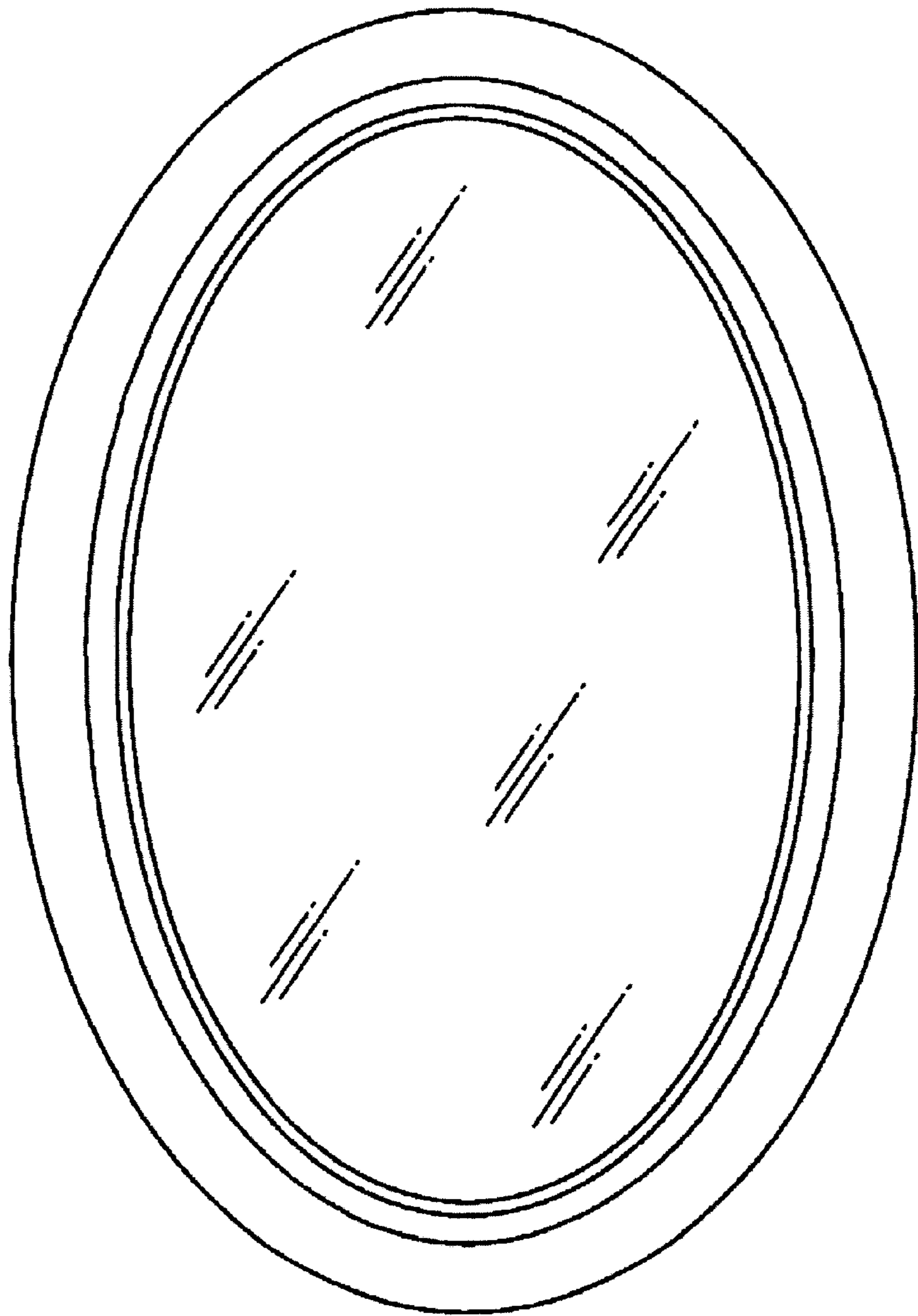


FIG. 2

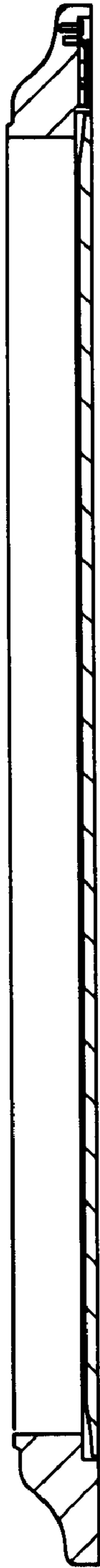


FIG. 4