



US00D534352S

(12) **United States Design Patent**
Delafontaine

(10) **Patent No.:** **US D534,352 S**

(45) **Date of Patent:** **** Jan. 2, 2007**

(54) **HANDBAG**

D461,359 S * 8/2002 Coleman et al. D7/334
D502,314 S * 3/2005 Cassegrain D3/246
D522,238 S * 6/2006 Stulman D3/243

(75) Inventor: **Sophie Delafontaine**, Paris (FR)

(73) Assignee: **S.A.S. Jean Cassegrain**, Paris (FR)

(**) Term: **14 Years**

(21) Appl. No.: **29/233,092**

(22) Filed: **Jun. 28, 2005**

(51) **LOC (8) Cl.** **03-01**

(52) **U.S. Cl.** **D3/246**

(58) **Field of Classification Search** D3/201,
D3/205, 230–246, 900–902, 303, 315, 226,
D3/276, 289; 190/1, 100, 112; 150/30–31,
150/100, 102–115, 117–122, 127–128, 130;
D9/654, 702–704

See application file for complete search history.

(56) **References Cited**

U.S. PATENT DOCUMENTS

D159,767 S * 8/1950 Weinstein D3/243
D286,229 S * 10/1986 Knoepke et al. D3/286
D367,359 S * 2/1996 Smith D3/273

* cited by examiner

Primary Examiner—Louis S. Zarfes

Assistant Examiner—Kathleen Sims

(74) *Attorney, Agent, or Firm*—Gottlieb, Rackman & Reisman, P.C.

(57) **CLAIM**


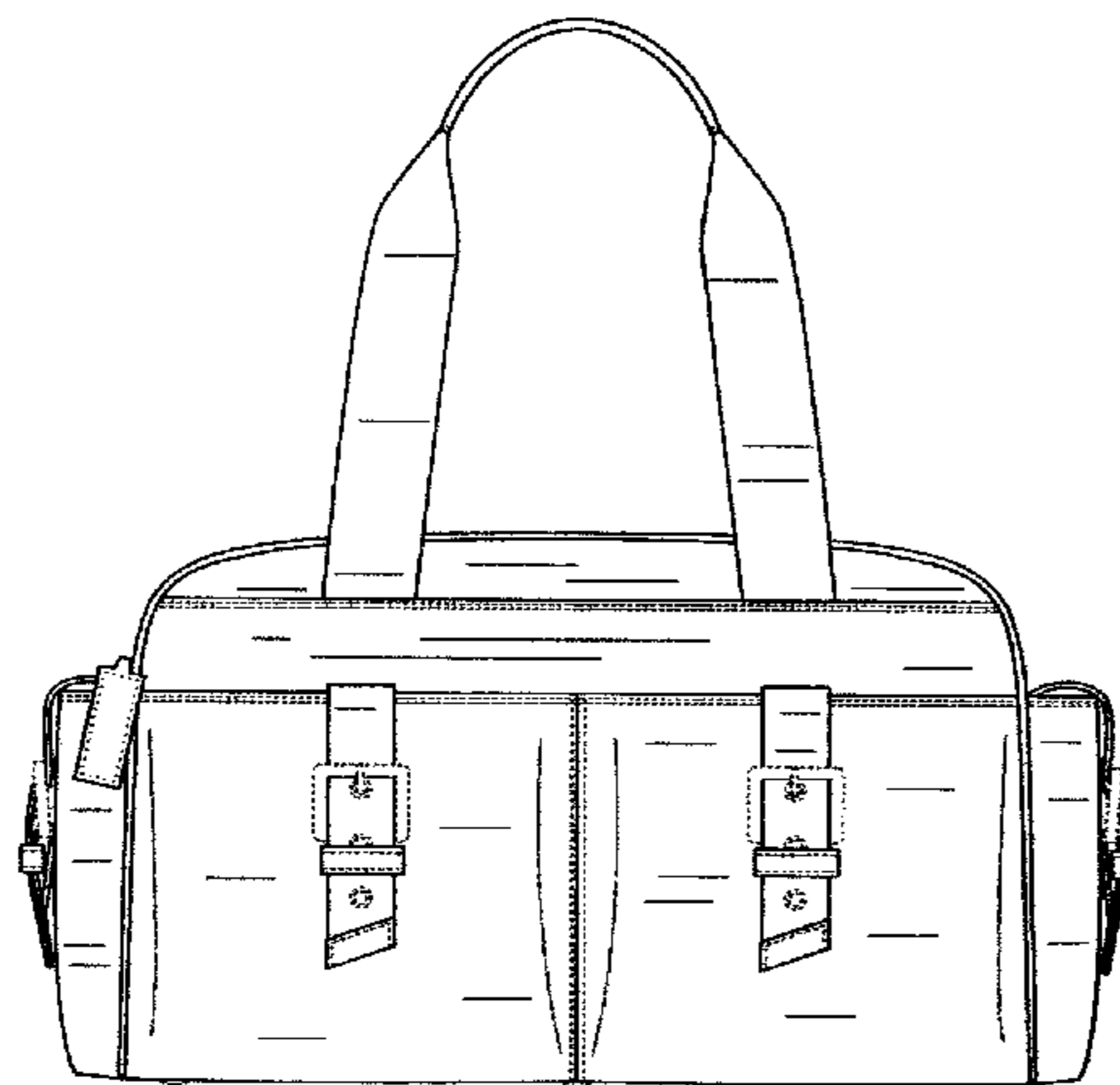
The ornamental design for a handbag, as shown and described.

DESCRIPTION

FIG. 1 is a bottom plan view of my new design;
FIG. 2 is a front elevation view thereof;
FIG. 3 is a side elevation view thereof;
FIG. 4 is a top plan view thereof; and,
FIG. 5 is a rear elevation view thereof.

The broken line showing of stitching in FIGS. 1–5 and buckles in FIGS. 2, 3, and 5 is for illustrative purposes only and forms no part of the claimed design.

1 Claim, 2 Drawing Sheets



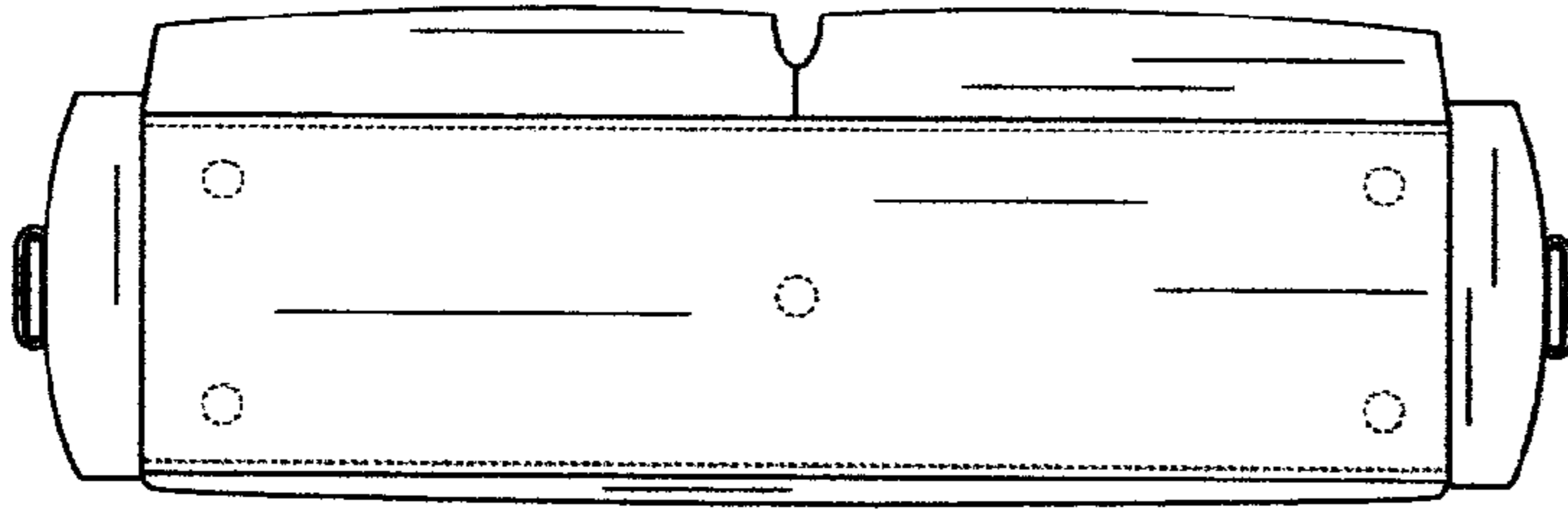


FIG. 1

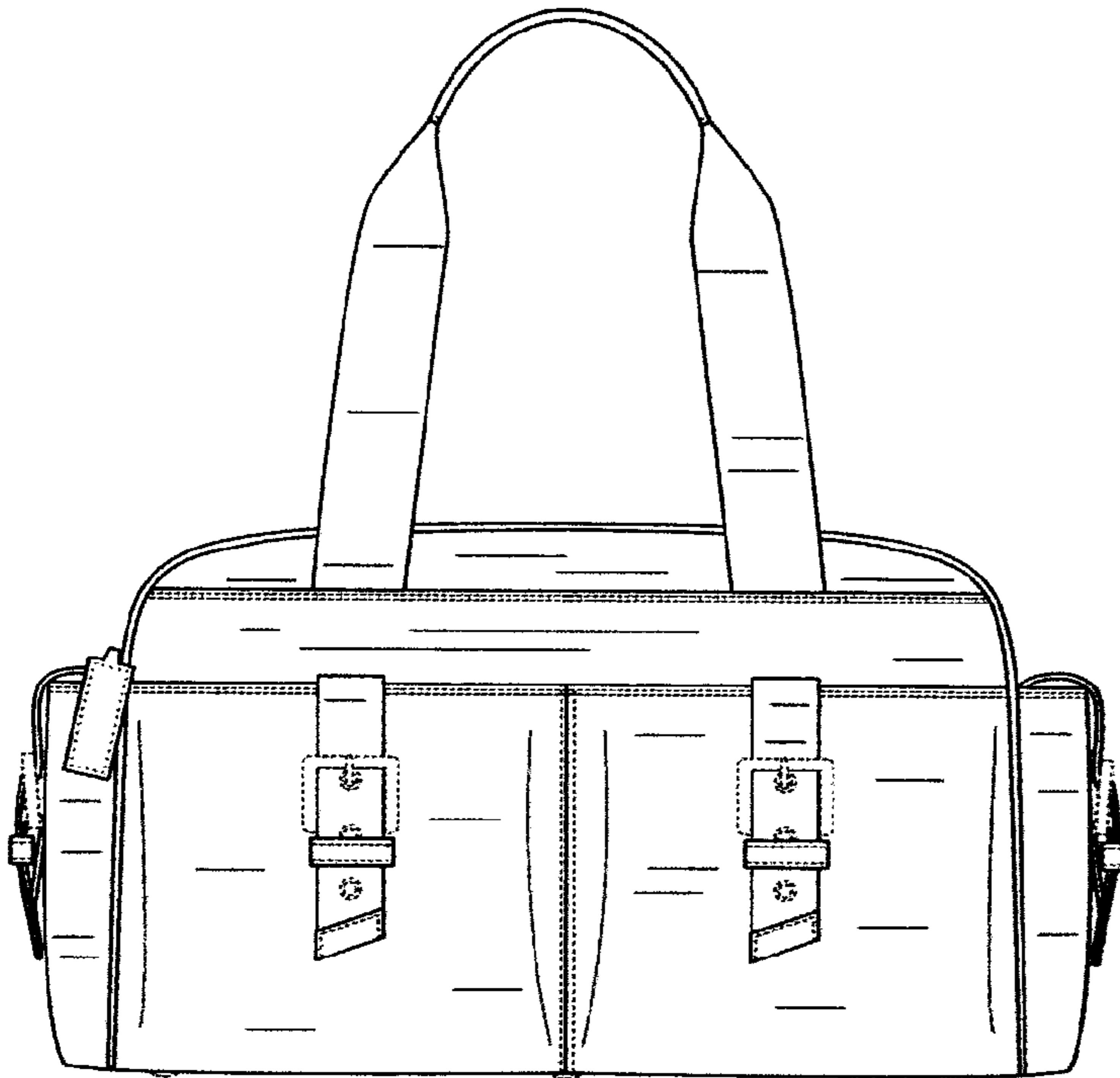


FIG. 2

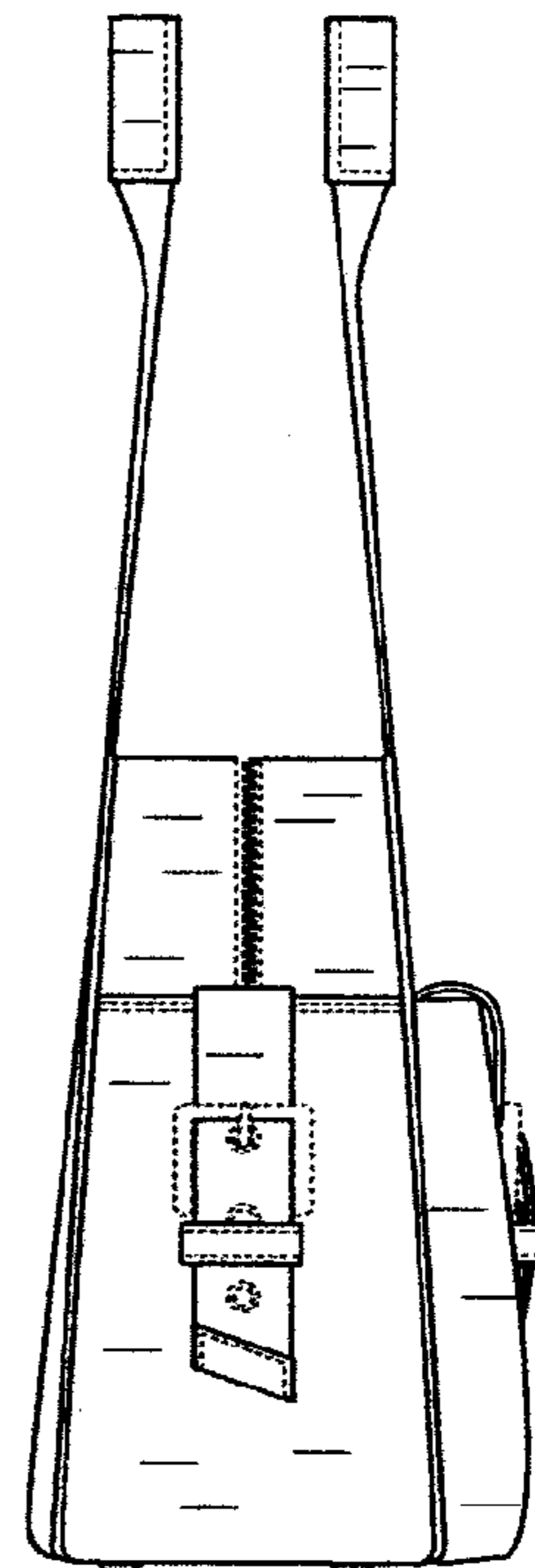


FIG. 3

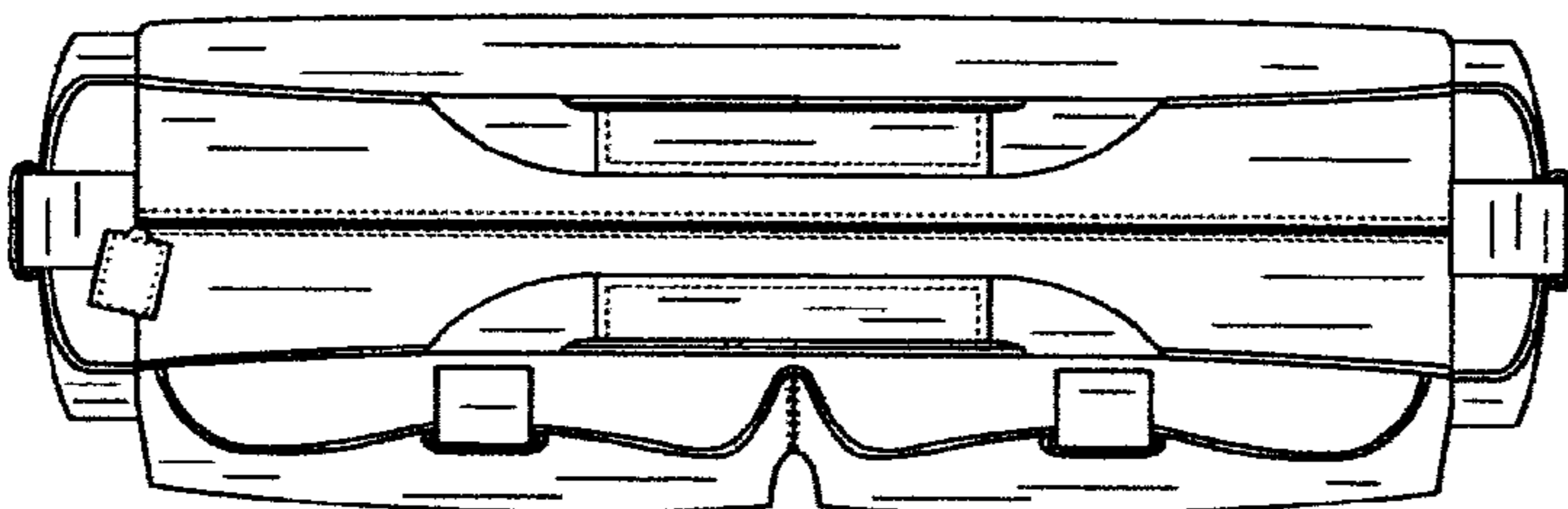


FIG. 4




FIG. 5