



US00D534348S

(12) **United States Design Patent**
Guyon

(10) **Patent No.:** **US D534,348 S**

(45) **Date of Patent:** **** Jan. 2, 2007**

(54) **HANDBAG**

(75) Inventor: **Isabelle Guyon**, Paris (FR)

(73) Assignee: **S.A.S. Jean Cassegrain**, Paris (FR)

(**) Term: **14 Years**

(21) Appl. No.: **29/233,165**

(22) Filed: **Jun. 29, 2005**

(51) **LOC (8) Cl.** **03-01**

(52) **U.S. Cl.** **D3/243**

(58) **Field of Classification Search** D3/201,
D3/205, 230–246, 900–902, 303, 315, 226,
D3/276, 289; 190/1, 100, 112; 150/102–110,
150/30–31, 100, 103–104, 106–115, 117–122,
150/127–128, 130; D9/654, 702–704
See application file for complete search history.

(56) **References Cited**

U.S. PATENT DOCUMENTS

2,495,391 A * 1/1950 Morrison 206/320
D158,513 S * 5/1950 Schlessinger D3/243
D159,767 S * 8/1950 Weinstein D3/243
D241,782 S * 10/1976 Casser D3/246

D267,522 S * 1/1983 Stark D3/289
D286,229 S * 10/1986 Knoepke et al. D3/286
D492,482 S * 7/2004 Hanley D3/243
D502,314 S * 3/2005 Cassegrain D3/246

* cited by examiner

Primary Examiner—Louis S. Zarfes

Assistant Examiner—Kathleen Sims

(74) *Attorney, Agent, or Firm*—Gottlieb Rackman & Reisman, P.C.


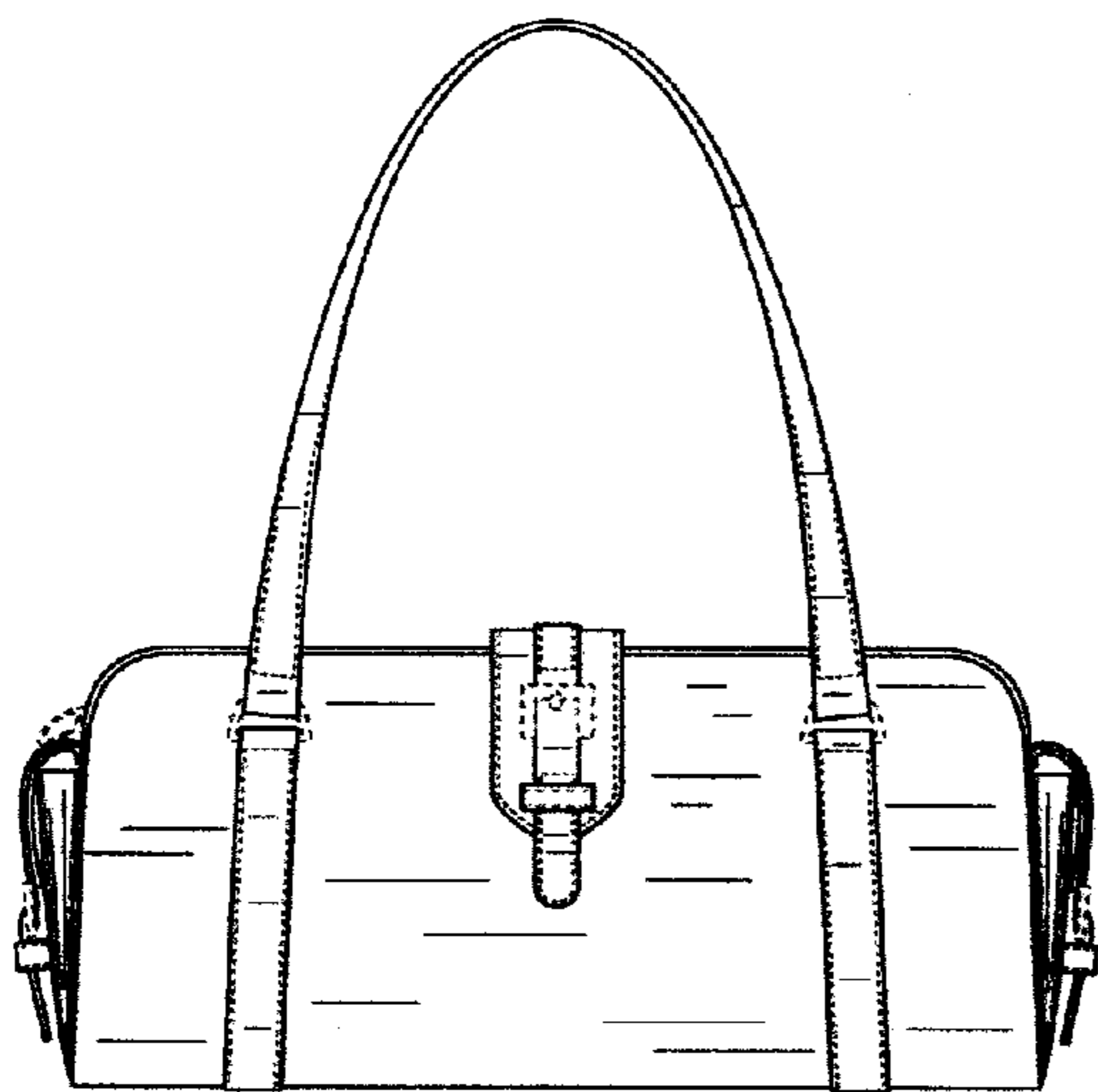
(57) **CLAIM**

The ornamental design for a handbag, as shown and described.

DESCRIPTION

FIG. 1 is a bottom plan view of my design;
FIG. 2 is a front elevation view thereof;
FIG. 3 is a right side elevation view thereof;
FIG. 4 is a top plan view thereof;
FIG. 5 is a rear elevation view thereof; and,
FIG. 6 is a left side elevation view thereof.
The broken line showing of stitching in FIGS. 1–6 and buckles in FIGS. 2–6 is for illustrative purposes only and forms no part of the claimed design.

1 Claim, 2 Drawing Sheets



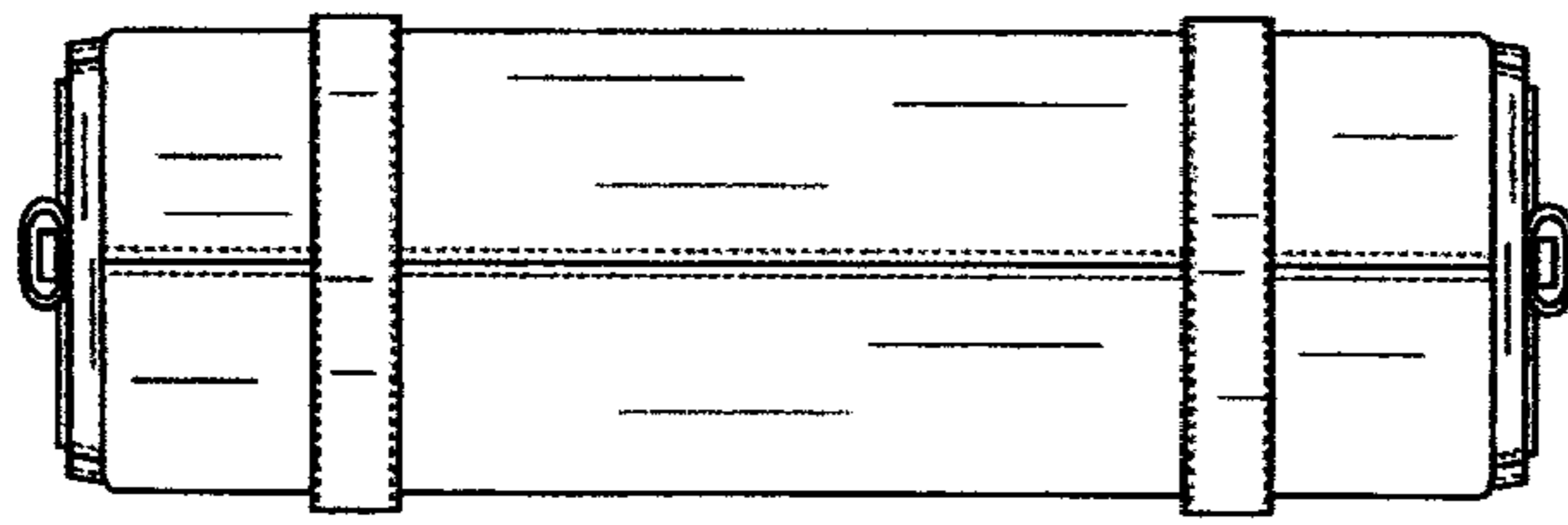


FIG. 1

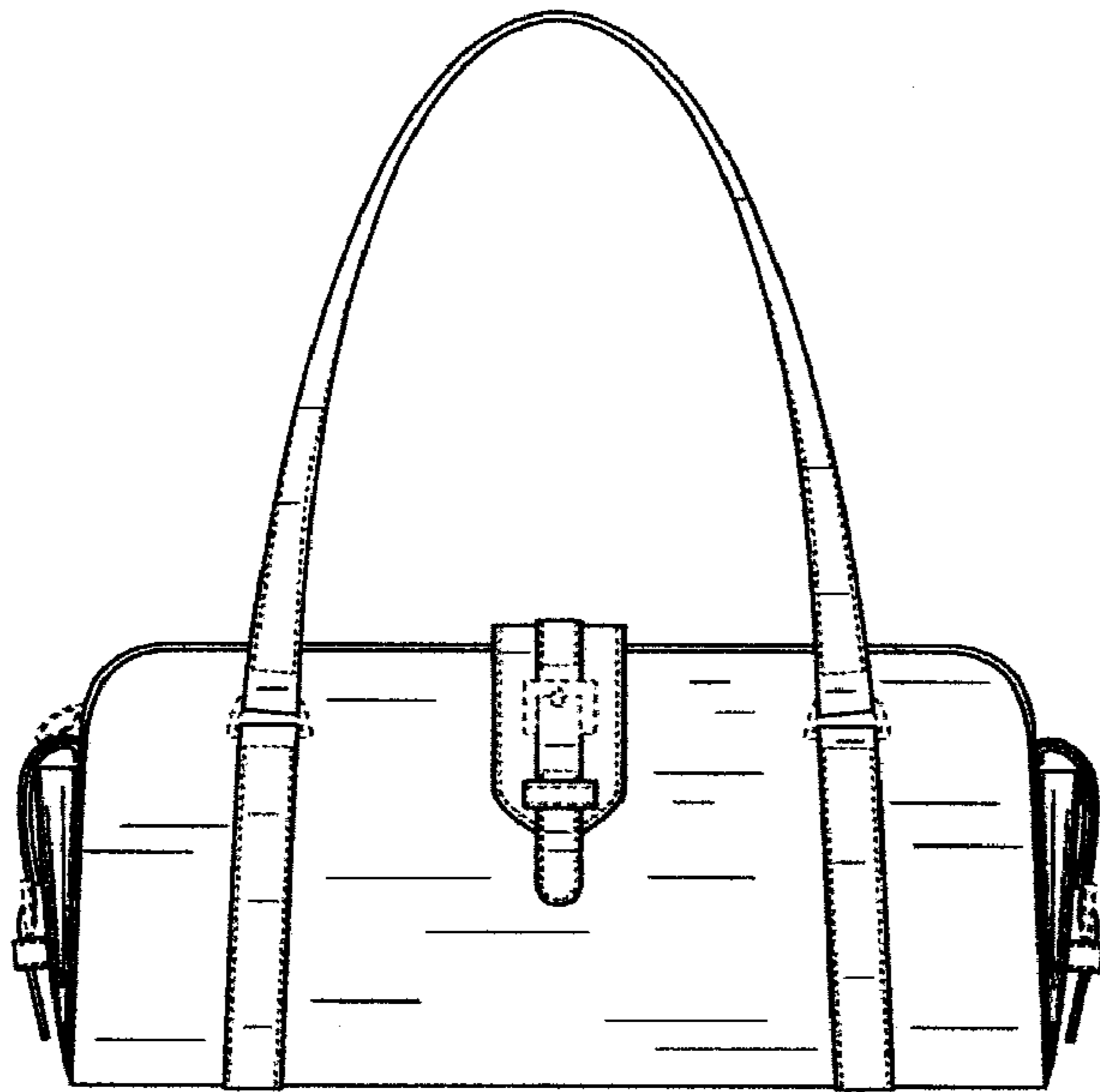


FIG. 2

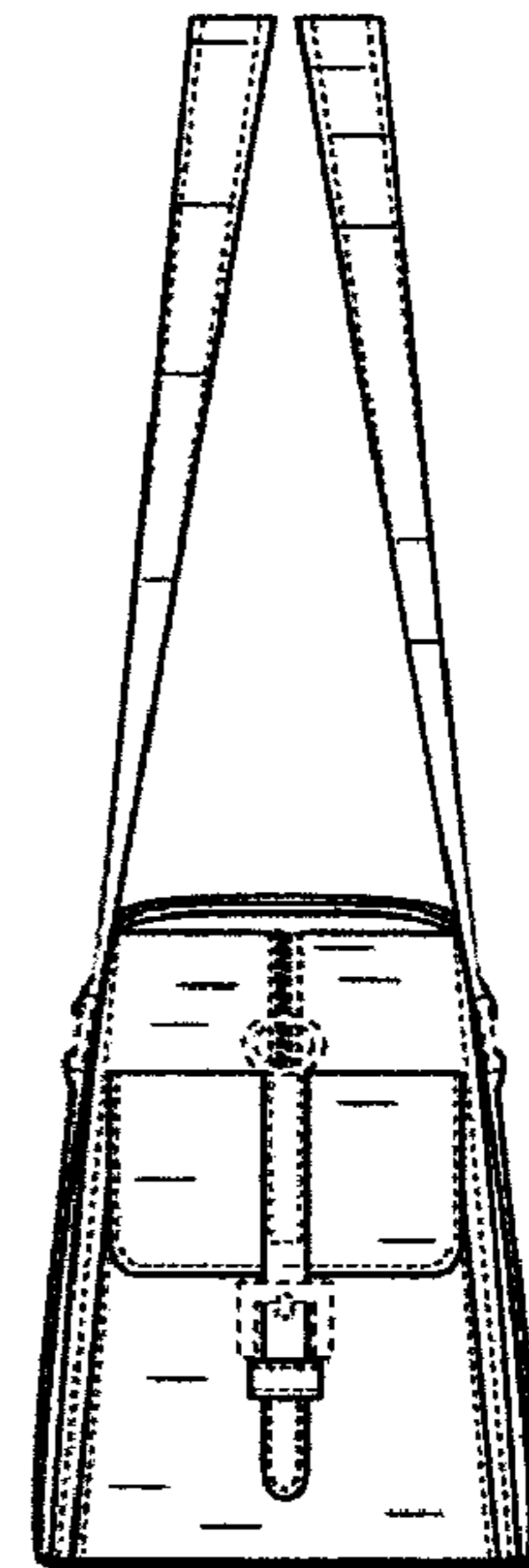


FIG. 3

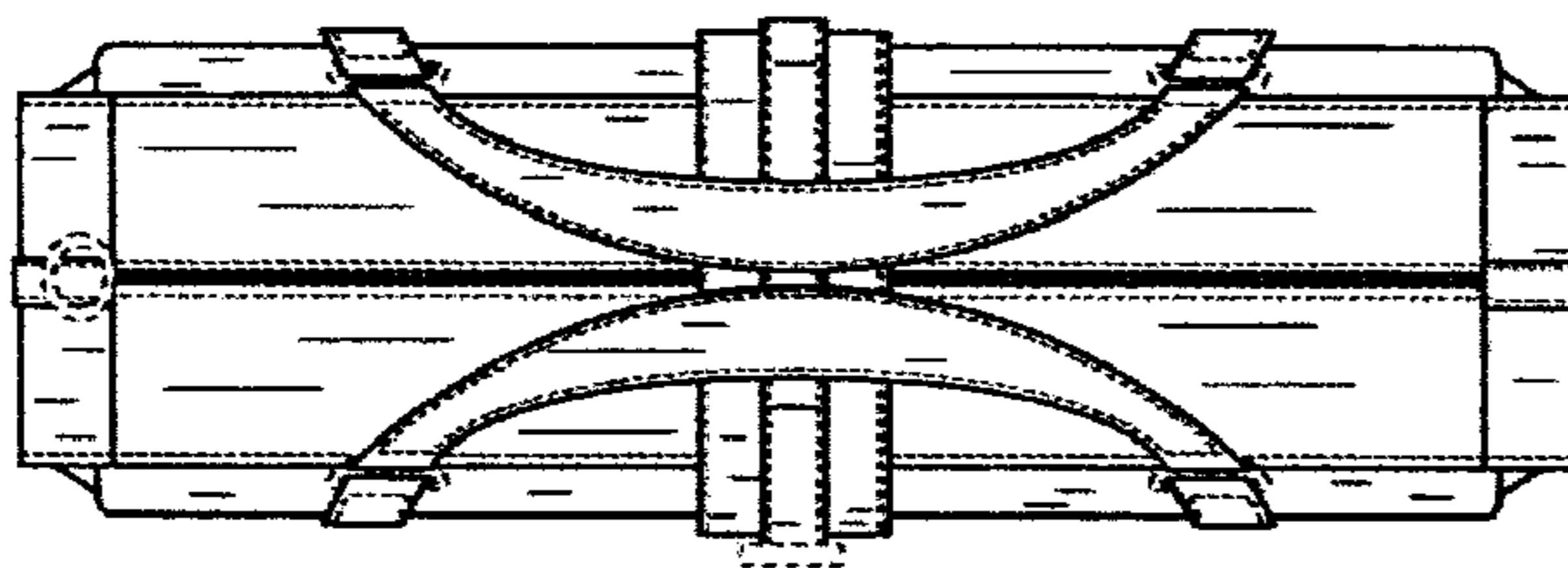


FIG. 4




FIG. 5

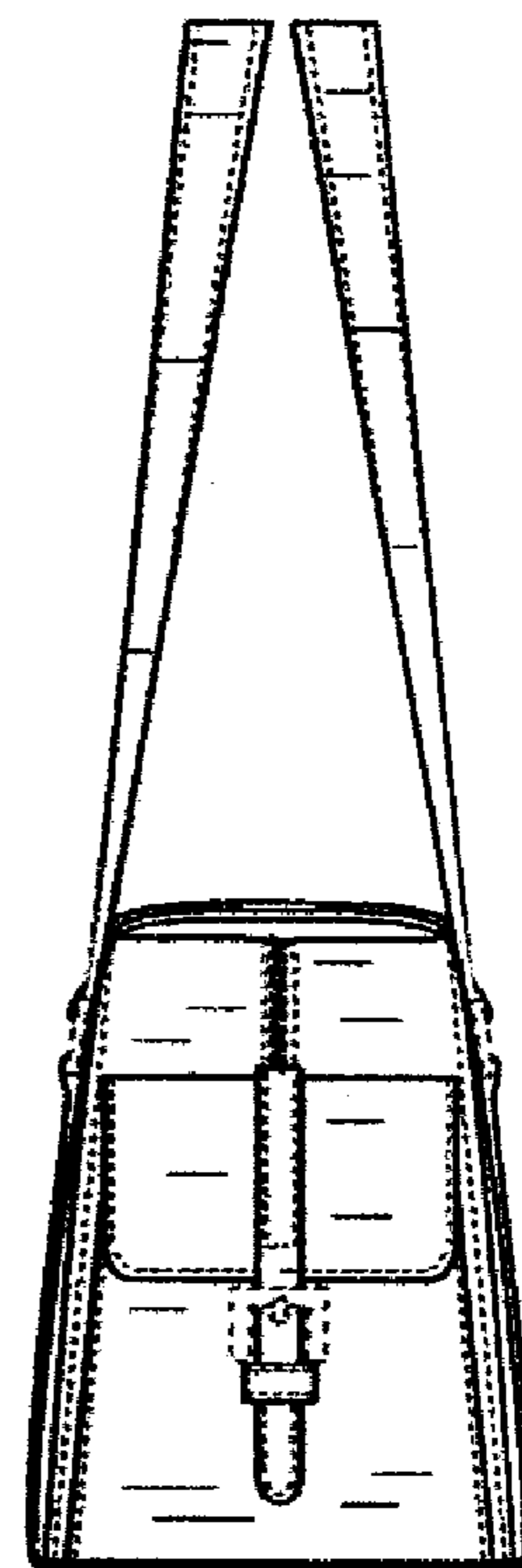


FIG. 6