



US00D534347S

(12) **United States Design Patent**
Prentice

(10) **Patent No.:** **US D534,347 S**

(45) **Date of Patent:** **** Jan. 2, 2007**

(54) **BAG**

6,923,322 B1 * 8/2005 Lenker 206/457
2002/0095715 A1 * 7/2002 Hong 2/209.11

(76) Inventor: **Mike Prentice**, 548 Queen Street E.,
Sault St. Marie, Ontario (CA), P6A 2A1

FOREIGN PATENT DOCUMENTS

(**) Term: **14 Years**

CA 2042316 A1 4/1992
CA 2069609 4/2000

(21) Appl. No.: **29/186,847**

OTHER PUBLICATIONS

(22) Filed: **Jul. 23, 2003**

Canadian Industrial Design Registration No. 18542, Mar. 3,
1952.

(30) **Foreign Application Priority Data**

Jan. 24, 2003 (CA) 101881

Canadian Industrial Design Registration No. 38569, Dec.
23, 1974.

(51) **LOC (8) Cl.** **03-01**

Canadian Industrial Design Registration No. 68937, Jul. 23,
1991.

(52) **U.S. Cl.** **D3/238**

Canadian Industrial Design Registration No. 80893, May
23, 1997.

(58) **Field of Classification Search** D3/201,
D3/232, 233, 234, 238, 270, 271.9; D2/865,
D2/866, 871, 872, 873, 875, 876, 879, 882,
D2/884; 2/171, 171.1, 209.11, 209.12, 209.13,
2/3, 7, 195.1, 195.2; 383/907; 150/107; 206/315.1,
206/457

* cited by examiner

See application file for complete search history.

Primary Examiner—Ian Simmons
Assistant Examiner—Melanie Levy
(74) *Attorney, Agent, or Firm*—Michael R. Gilman, esq.;
Kaplan Gilman Gibson & Dernier LLP

(56) **References Cited**

(57) **CLAIM**

U.S. PATENT DOCUMENTS

The ornamental design for a bag, as shown and described.

D304,262 S 10/1989 Mays D3/271.9
D310,137 S 8/1990 Mays D3/271.9
D360,519 S * 7/1995 Bailey D2/876
D365,443 S 12/1995 Wu D3/226
D381,500 S 7/1997 Dixon et al. D3/217
D406,461 S 3/1999 Aliff D3/270
D421,837 S 3/2000 Pradella D3/205
6,131,201 A * 10/2000 Chu 2/209.13
D459,070 S 6/2002 DeChant D3/205
D460,604 S * 7/2002 Sullivan, Jr. D2/882
6,560,785 B1 * 5/2003 Taguchi 2/171.1
6,868,559 B1 * 3/2005 Wong 2/209.12
D504,003 S * 4/2005 Lee D2/882

DESCRIPTION

The nature of the article in which the design is embodied is
a baseball-cap-shaped bag.

FIG. 1 is a top plan view of a bag showing my new design,
shown in an open condition;

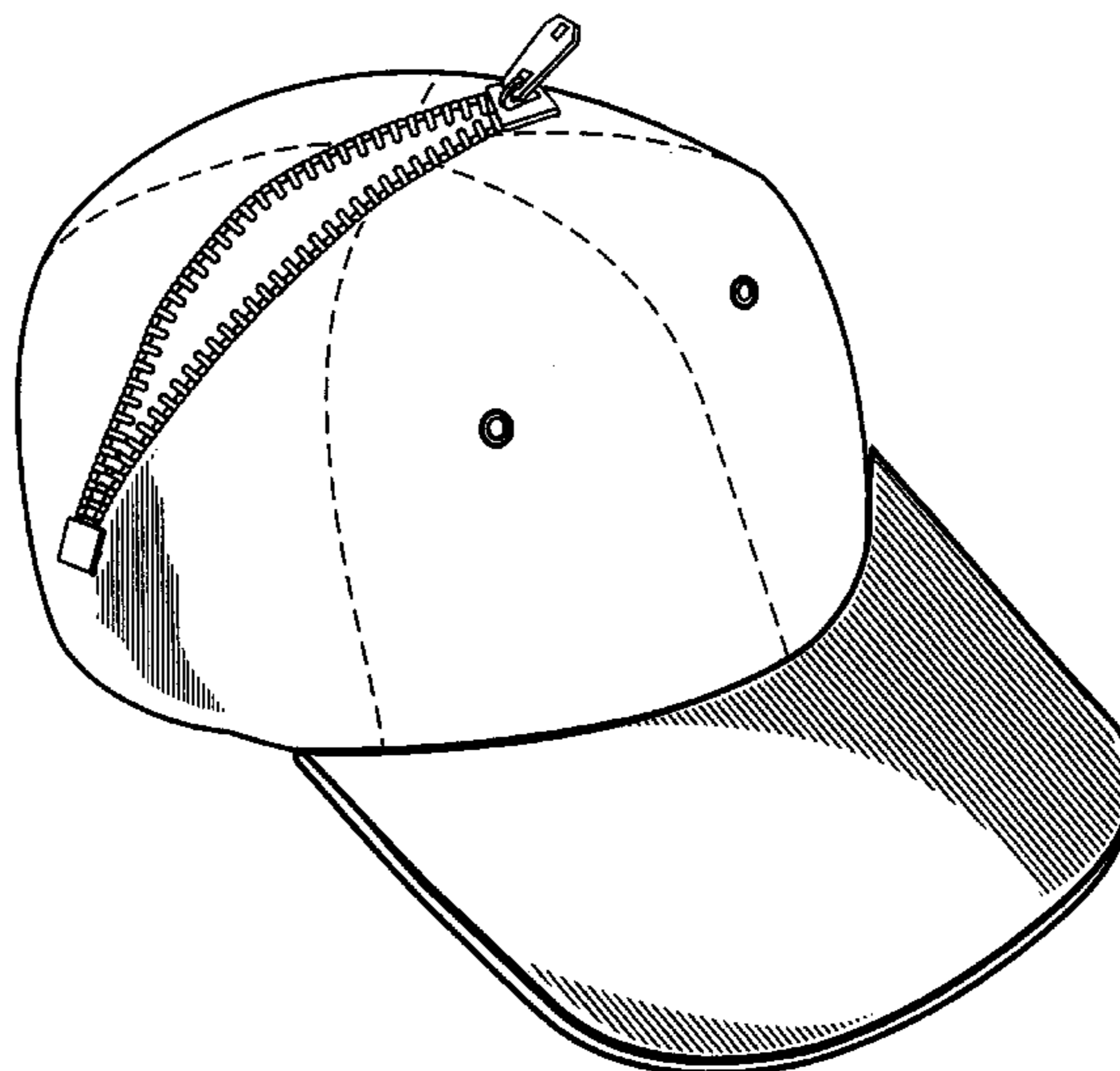
FIG. 2 is a right side view thereof;

FIG. 3 is a left side view thereof; and,

FIG. 4 is a bottom plan view thereof.

The broken lines are understood to represent stitching.

1 Claim, 2 Drawing Sheets



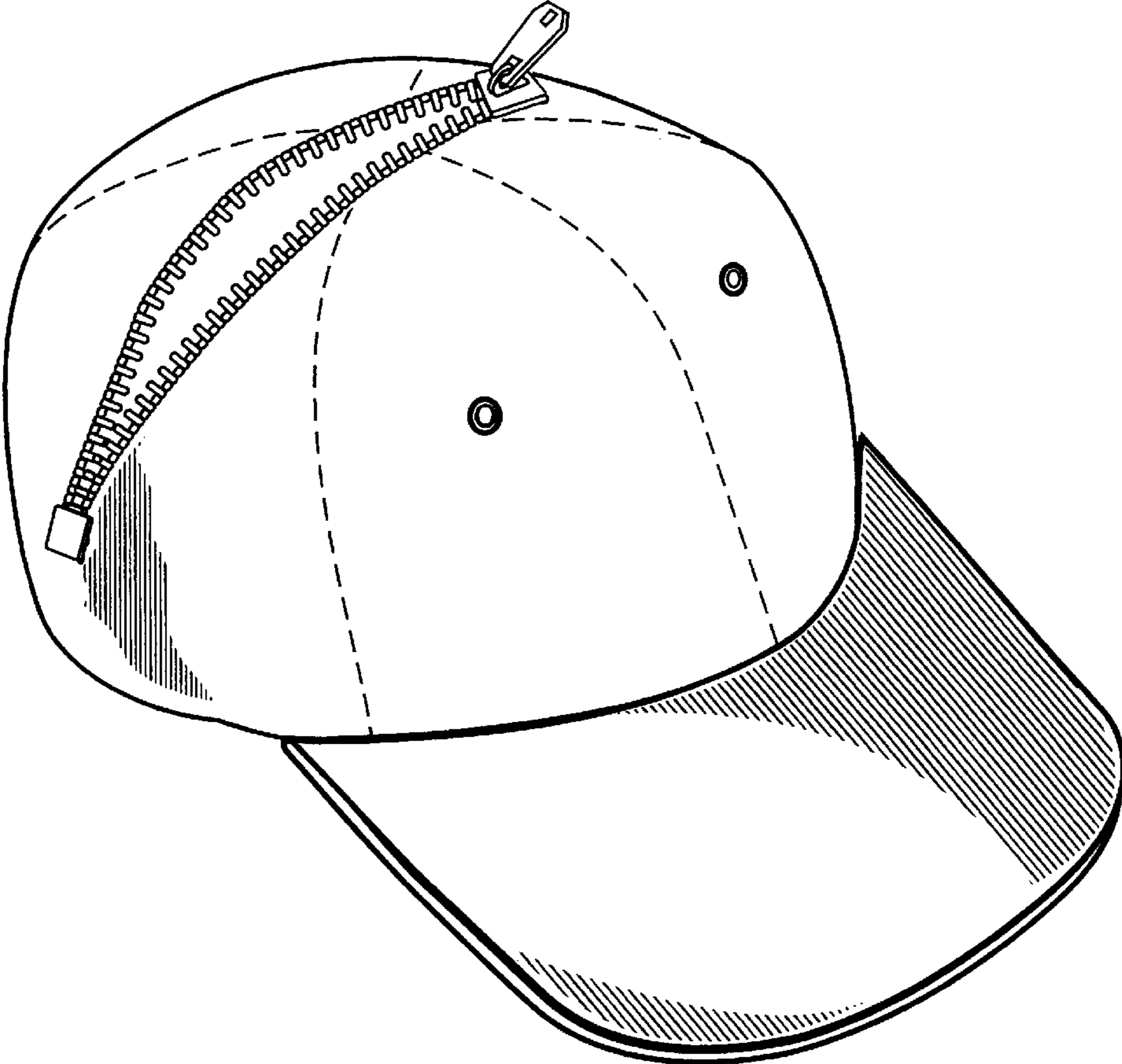


FIG. 1

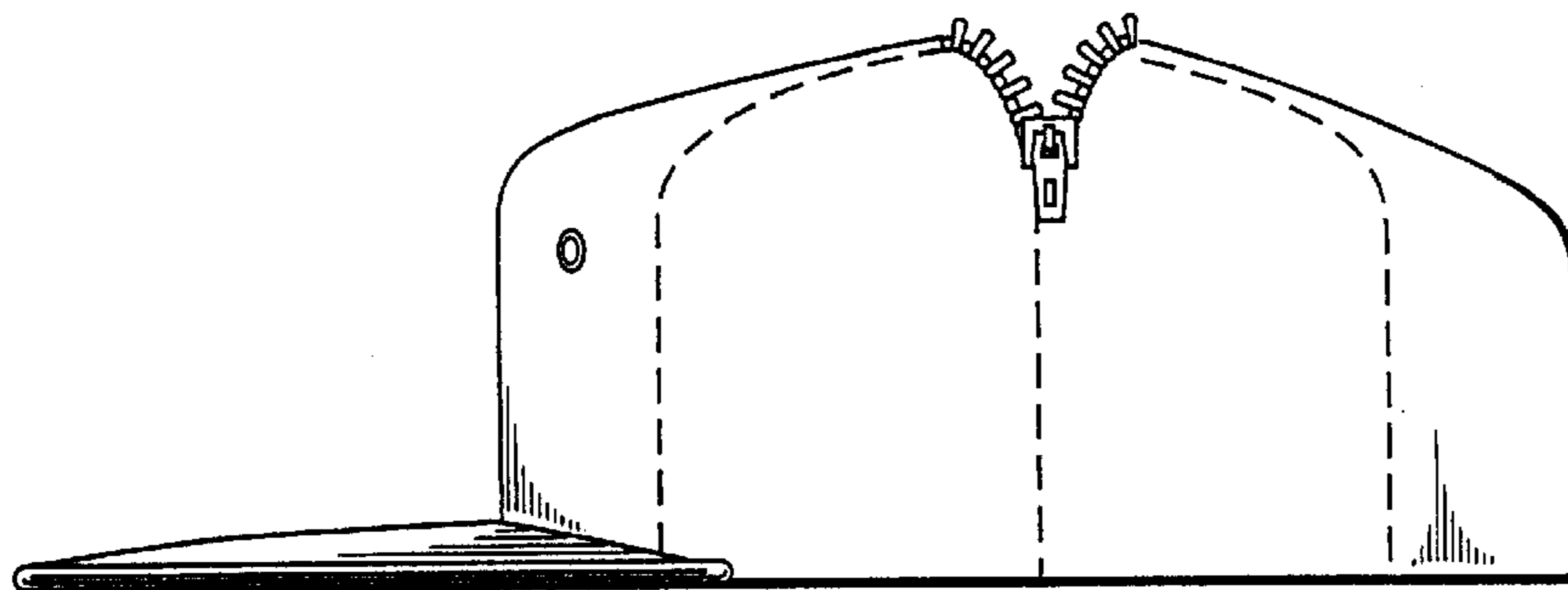


FIG. 2

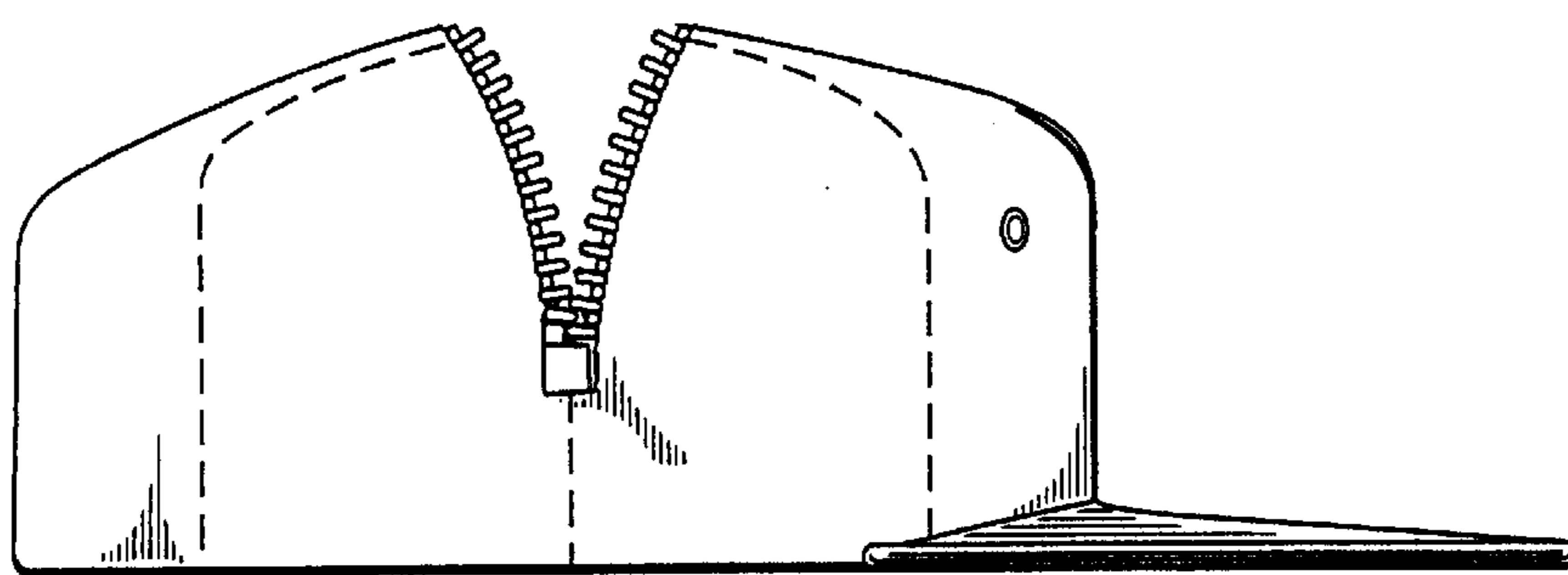


FIG. 3

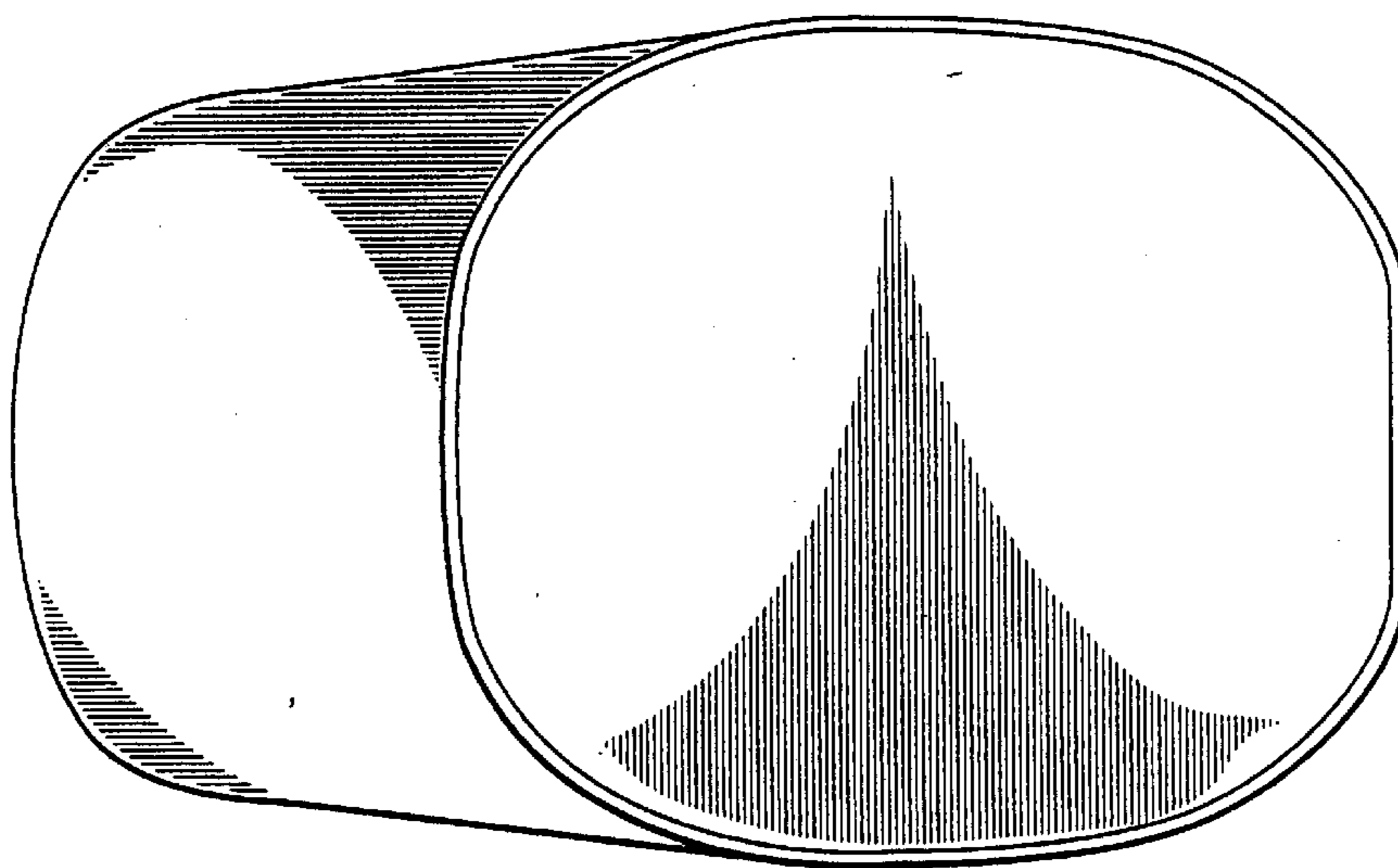


FIG. 4