



US00D534341S

(12) **United States Design Patent**
Choi

(10) **Patent No.:** **US D534,341 S**
(45) **Date of Patent:** **** Jan. 2, 2007**

(54) **SHOE**

D179,177 S * 11/1956 Zisla D2/897

(75) Inventor: **Sandra Choi**, London (GB)

OTHER PUBLICATIONS

(73) Assignee: **J. Choo (Jersey) Limited**, Jersey (GB)

U.S. Appl. No. 29/226,447, filed Mar. 28, 2005.
Undated photograph of "Indian Shoe".

(**) Term: **14 Years**

* cited by examiner

(21) Appl. No.: **29/221,291**

Primary Examiner—Dominic Simone

(22) Filed: **Jan. 12, 2005**

(74) *Attorney, Agent, or Firm*—Fross Zelnick Lehrman & Zissu, P.C.; Lawrence E. Apolzon, Esq.

(30) **Foreign Application Priority Data**

(57) **CLAIM**

Sep. 28, 2004 (EM) 000235361-0040

The ornamental design for a shoe, as shown and described.

(51) **LOC (8) Cl.** **02-99**

DESCRIPTION

(52) **U.S. Cl.** **D2/971; D2/896; D2/897**

(58) **Field of Classification Search** D2/916–922,
D2/925–941, 969, 971, 896, 897; 36/11.5,
36/83

FIG. 1 is a front perspective view of a shoe showing my shoe design;

See application file for complete search history.

FIG. 2 is a right side view of the shoe shown in FIG. 1;

FIG. 3 is a left side view of the shoe shown in FIG. 1;

FIG. 4 is a top view of the shoe shown in FIG. 1;

FIG. 5 is a rear view of the shoe shown in FIG. 1; and,

FIG. 6 is a front perspective view of an alternative embodiment of the shoe shown in FIG. 1.



(56) **References Cited**

U.S. PATENT DOCUMENTS

D89,123 S * 1/1933 Casey D2/937
D94,332 S * 1/1935 Caldwell D2/971
D124,895 S 1/1941 Elkin
D139,334 S * 11/1944 Balboni D2/897
D166,090 S 3/1952 Maling
D172,096 S * 5/1954 Katz D2/897

The broken line showing of the sole, heel, inside portions of the shoe, and portions of the ribbing is for illustrative purposes only and forms no part of the claimed design.

1 Claim, 6 Drawing Sheets






FIG. 1




FIG. 2

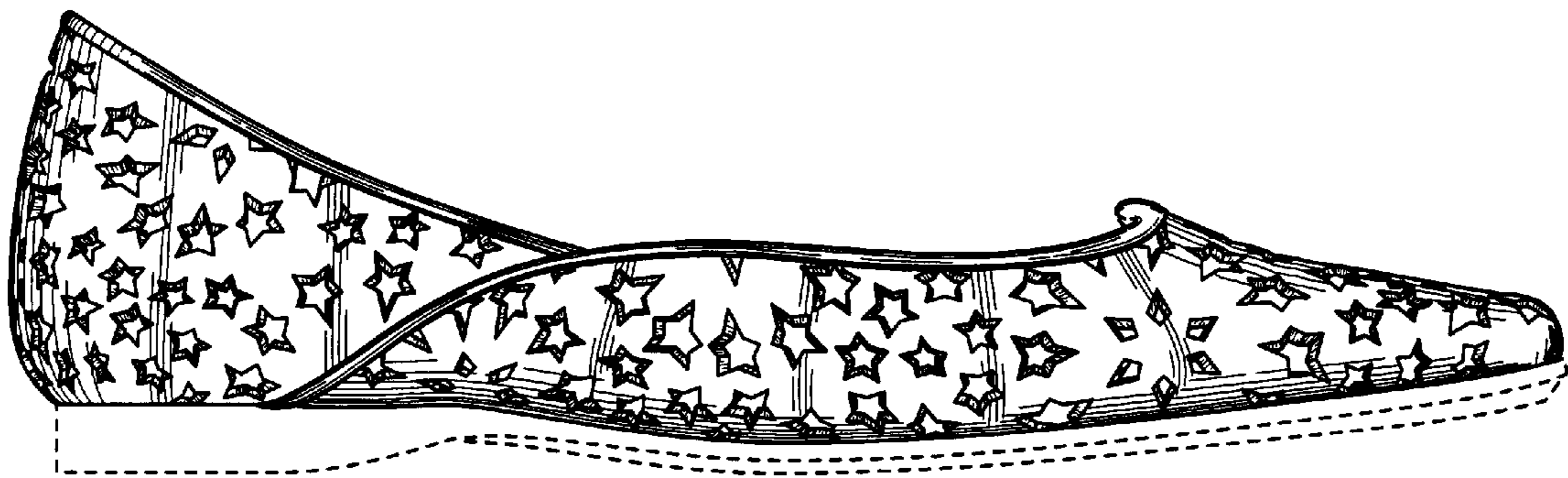


FIG. 3

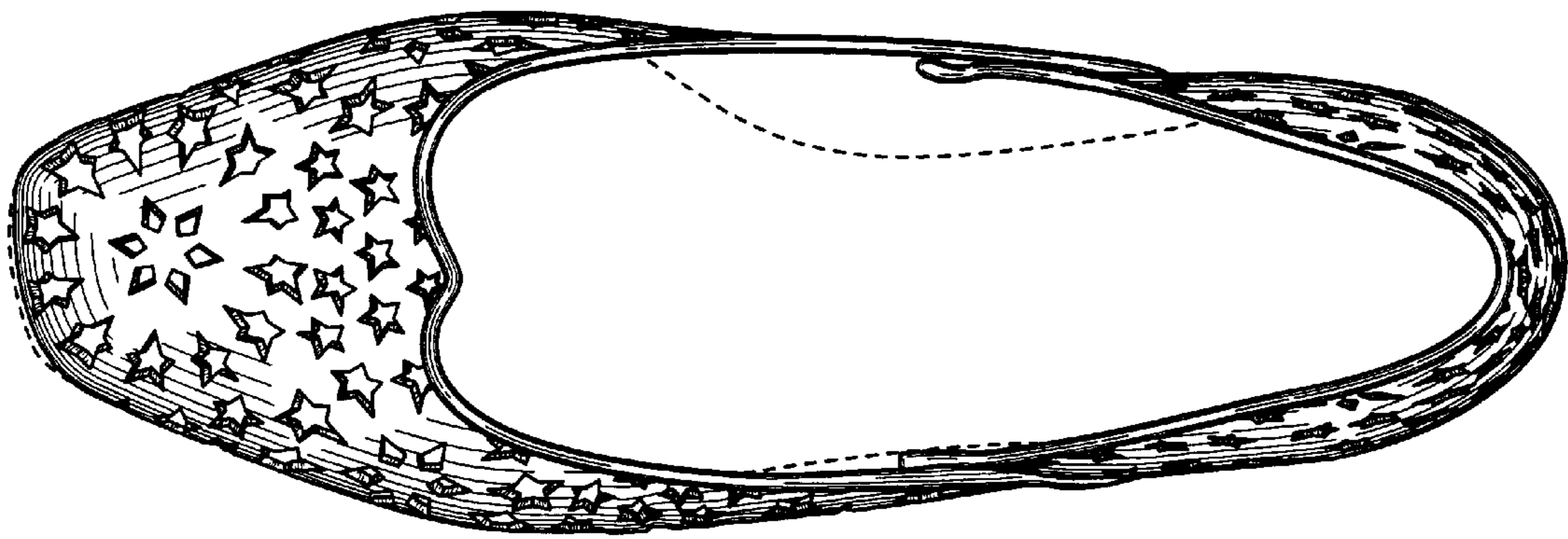


FIG. 4

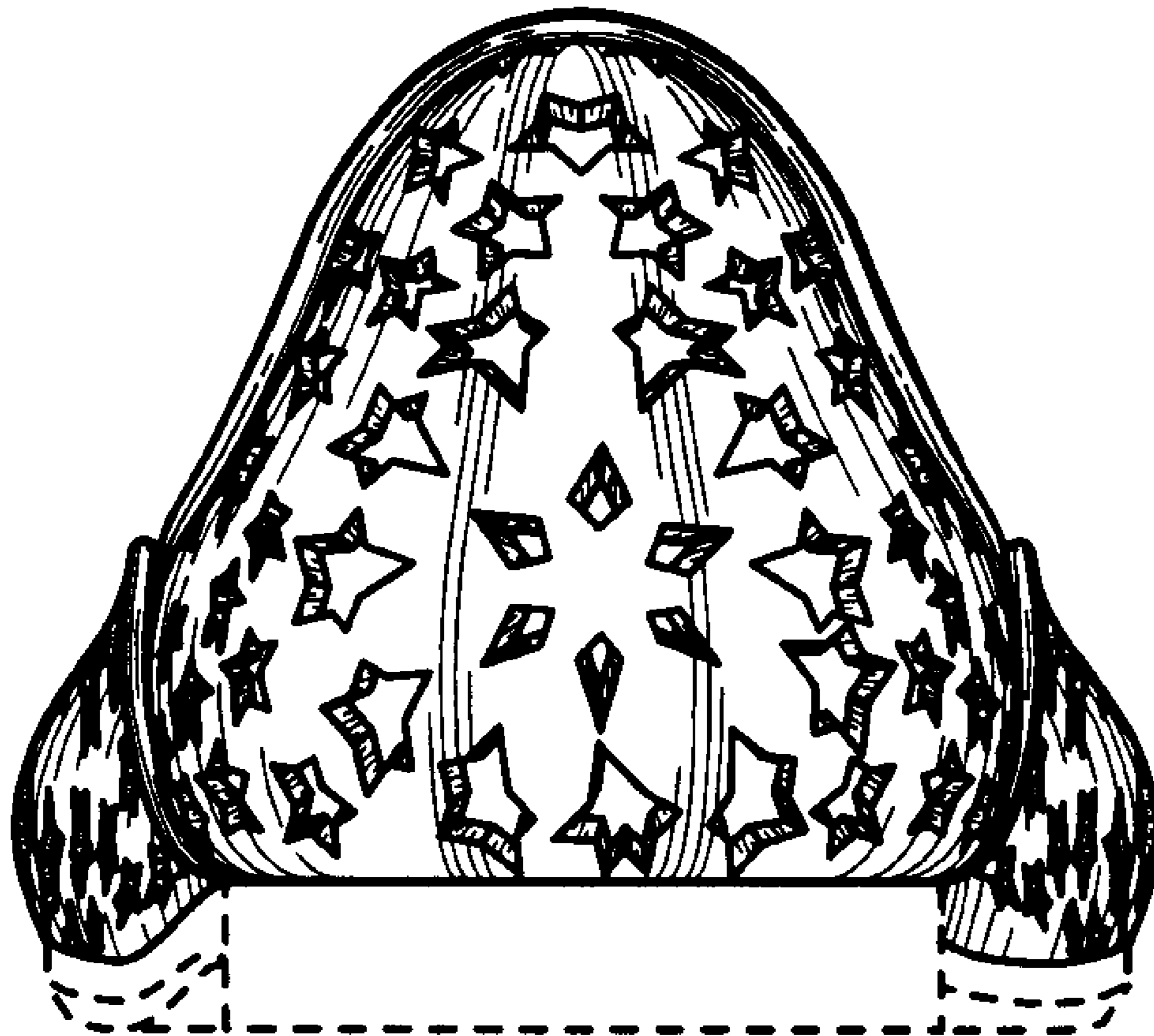


FIG. 5




FIG. 6