



US00D534320S

(12) **United States Design Patent** (10) **Patent No.:** **US D534,320 S**
Contant et al. (45) **Date of Patent:** **** Dec. 26, 2006**

(54) **HOCKEY GLOVE**

Primary Examiner—Robert A. Delehanty

(75) Inventors: **Mathieu Contant**, Verdun (CA);
Jean-François Béland, Montreal (CA)

(57) **CLAIM**

We claim the ornamental design for a hockey glove, as shown and described.

(73) Assignee: **Bauer Nike Hockey Inc.**, St-Jérôme (CA)

(**) Term: **14 Years**

DESCRIPTION

(21) Appl. No.: **29/261,880**

FIG. 1 is a top, side, front perspective view of the hockey glove according to the present design;

(22) Filed: **Jun. 22, 2006**

FIG. 2 is a top, side perspective view of the hockey glove of FIG. 1;

Related U.S. Application Data

(62) Division of application No. 29/236,836, filed on Aug. 24, 2005, now Pat. No. Des. 530,455.

FIG. 3 is bottom perspective view of the hockey glove of FIG. 1;

(51) **LOC (8) Cl.** **29-02**

(52) **U.S. Cl.** **D29/116.3**

(58) **Field of Classification Search** D29/116.3,
D29/123; 2/20, 162, 161.1, 161.3, 910, 917
See application file for complete search history.

FIG. 4 is a side perspective view of the hockey glove of FIG. 1; and,

FIG. 5 is front perspective view of the hockey glove of FIG. 1.

The design consists of a hockey glove having a palm portion covering the palm and extending over a portion of the glove side at the junction between the index finger and the thumb and over the first side pads of the index finger. The edge of the palm portion follows a V at the junction between the index finger and the thumb. The broken lines form no part of the design and are for illustrative purposes only. In addition, shading are provided for illustrative purposes only, and do not form any portion of the claimed design.


(56) **References Cited**

U.S. PATENT DOCUMENTS

- D389,607 S * 1/1998 Arshed D29/116.3
- D435,700 S * 12/2000 Wilder et al. D29/116.3
- 6,425,134 B1 * 7/2002 Huang 2/20
- 6,427,246 B1 * 8/2002 Doi et al. 2/161.1
- 2004/0261155 A1 * 12/2004 Agathos et al. 2/161.1

* cited by examiner

1 Claim, 3 Drawing Sheets



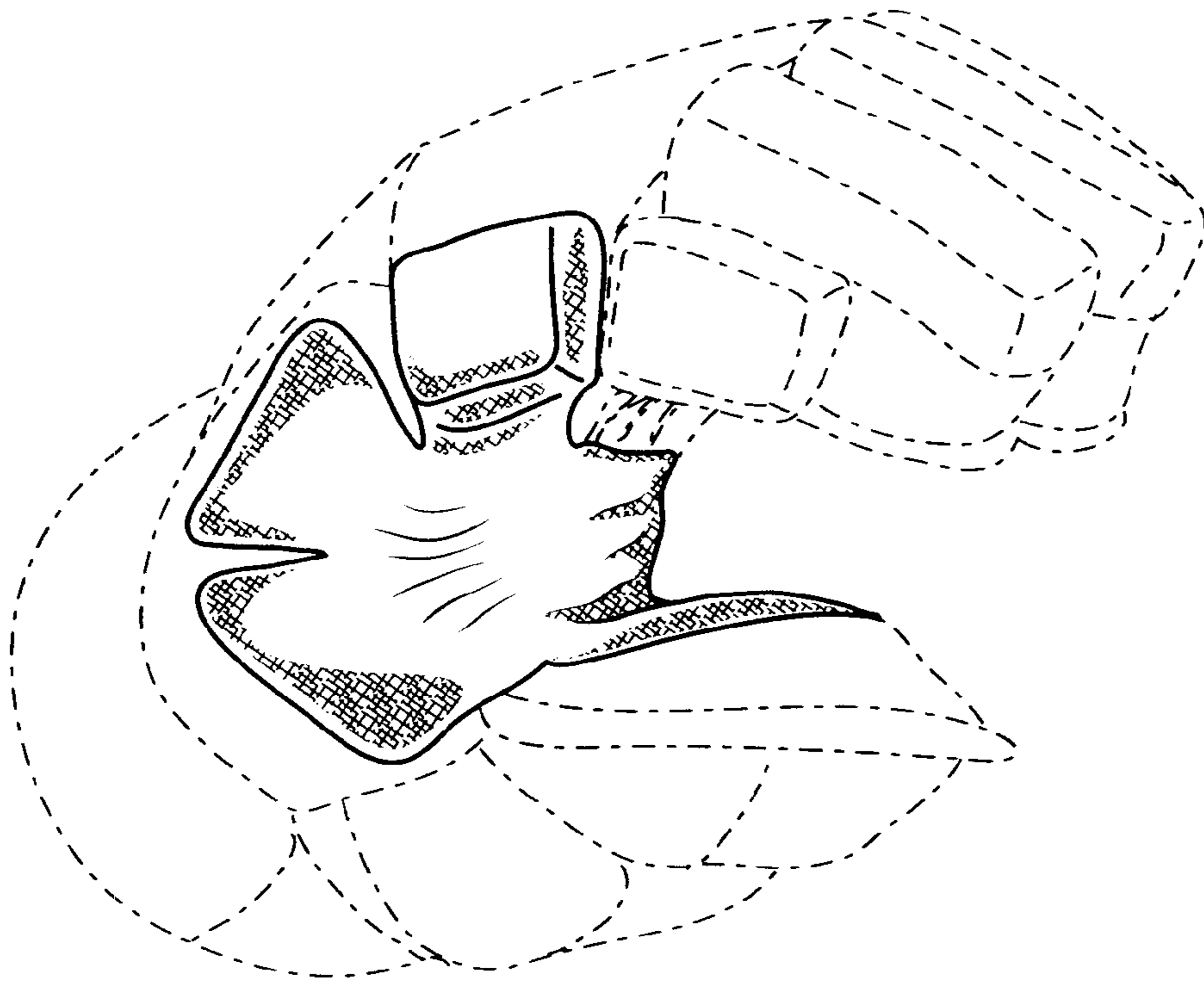


FIG. 1

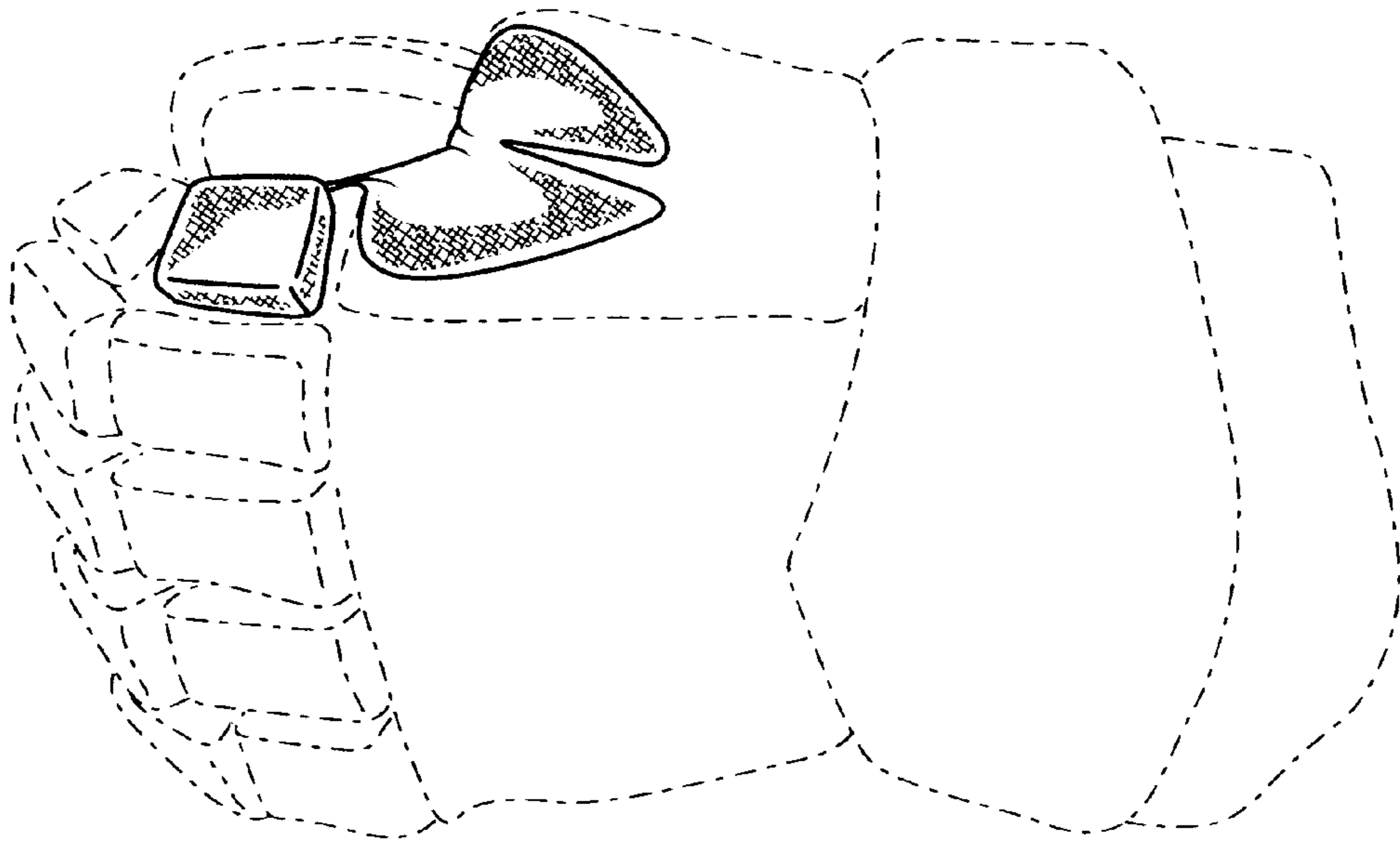


FIG. 2

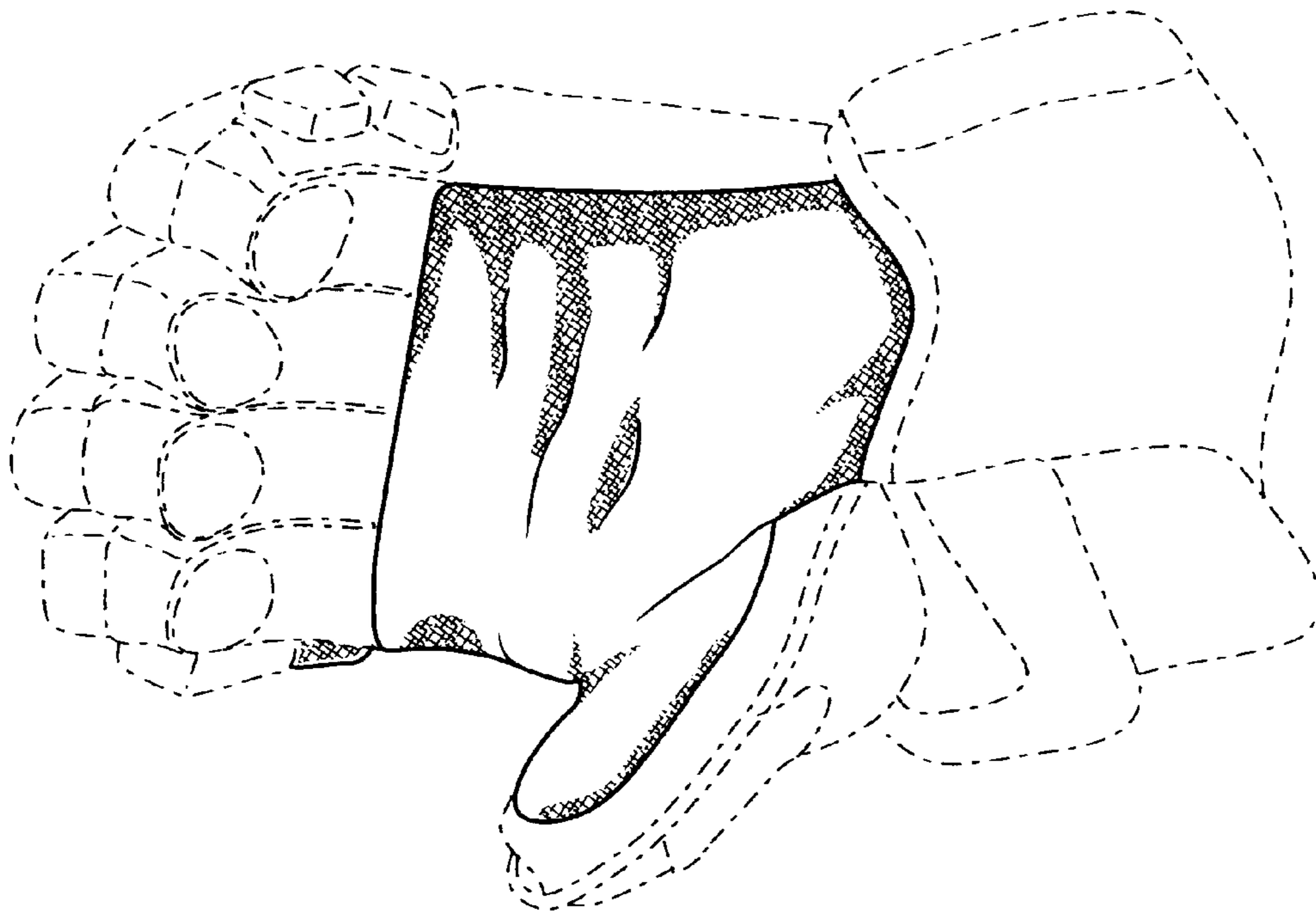


FIG. 3

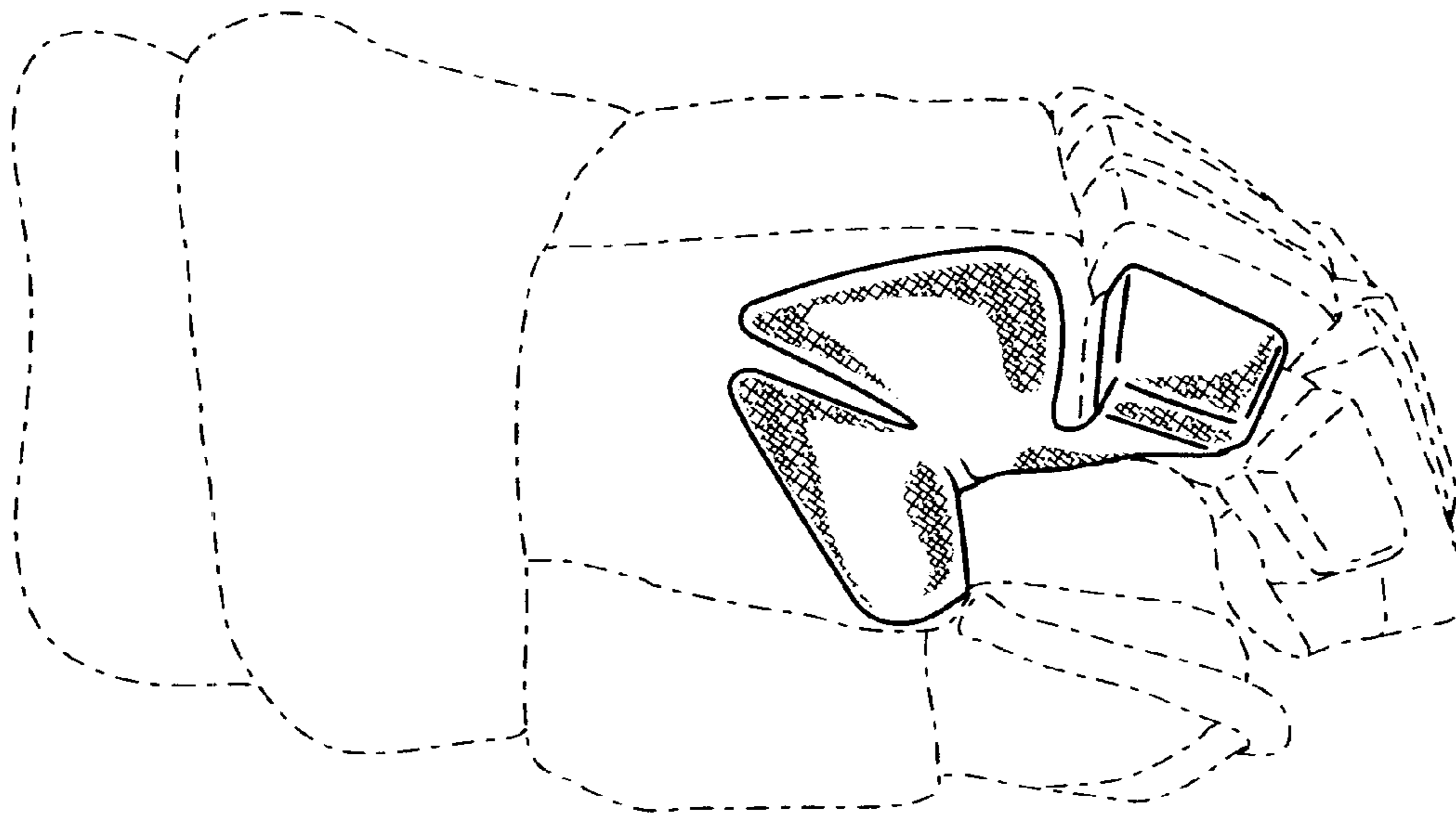


FIG. 4

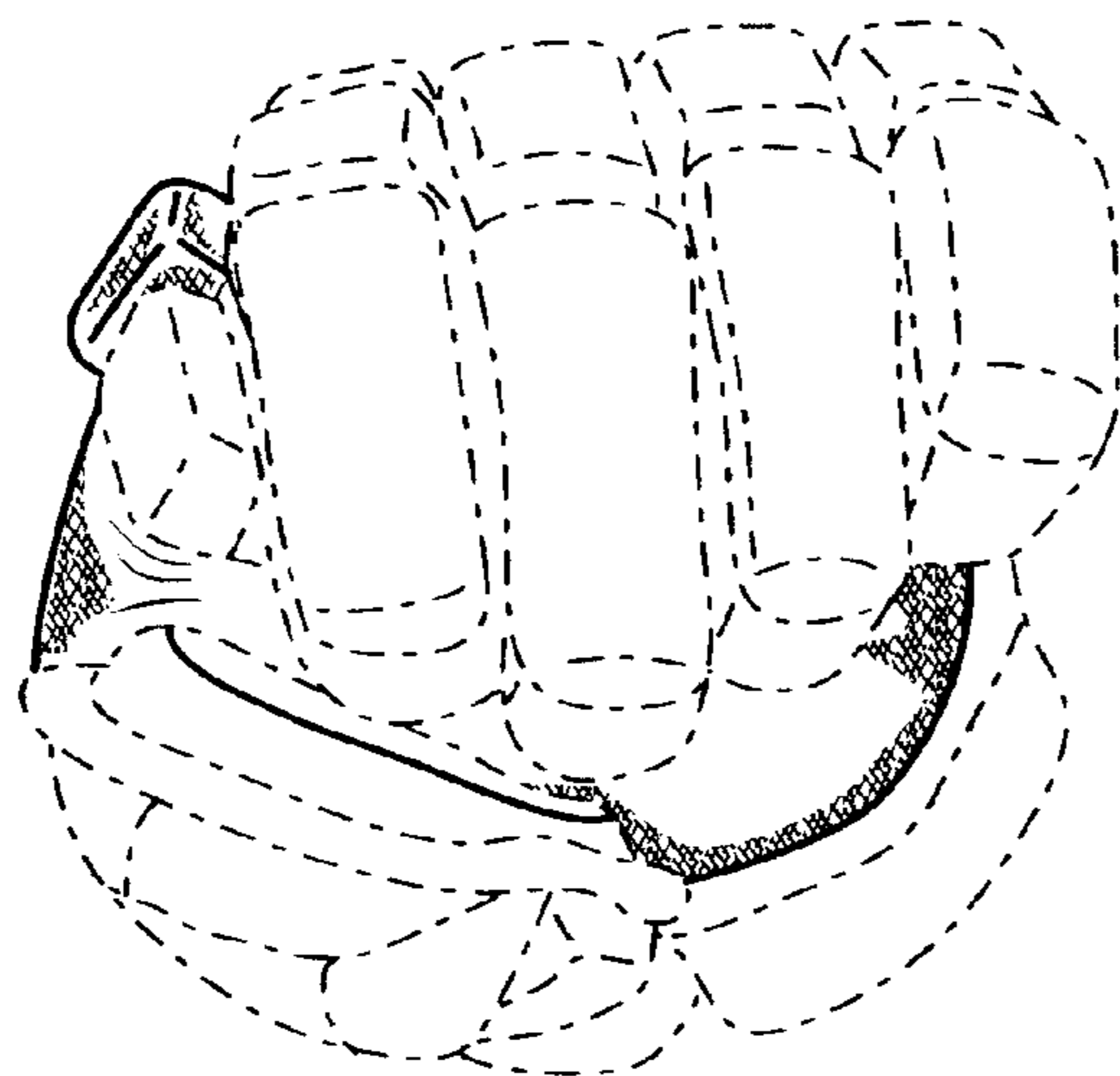


FIG. 5