



US00D534319S

(12) **United States Design Patent**
Palumbo

(10) **Patent No.:** **US D534,319 S**
(45) **Date of Patent:** **** Dec. 26, 2006**

(54) **DIE CUT HAIR BONDING STRIP**

FOREIGN PATENT DOCUMENTS

(76) Inventor: **Albert J. Palumbo**, 2295 N. San Antonio, Upland, CA (US) 91781

JP 6041804 2/1994

* cited by examiner

(**) Term: **14 Years**

Primary Examiner—Janice E. Seeger

Assistant Examiner—Zenia I Bennett

(21) Appl. No.: **29/240,106**

(74) *Attorney, Agent, or Firm*—Kirk A. Buhler; Buhler & Associates

(22) Filed: **Oct. 11, 2005**

(57) **CLAIM**

(51) **LOC (8) Cl.** **28-04**

The ornamental design for a die cut hair bonding strip, as shown and described.

(52) **U.S. Cl.** **D28/93**

(58) **Field of Classification Search** D28/7,

D28/20–22, 99; 132/200–201, 216, 150,

132/285, 319, 320; D19/37, 39, 40, 66; D10/64;

D20/11, 10; 40/638; 156/66; 427/208

See application file for complete search history.

DESCRIPTION

FIG. 1 is an isometric view of a die cut hair bonding strip, showing my new design;

FIG. 2 is a top plan view;

FIG. 3 is a right side (left side being a mirror image);

FIG. 4 is a bottom plan view;

FIG. 5 is a front view (rear view being a mirror image);

FIG. 6 is an isometric view of a second embodiment;

FIG. 7 is a top plan view of a second embodiment;

FIG. 8 is a right side view (left side being a mirror image) of a second embodiment;

FIG. 9 is a bottom rear plan view of a second embodiment; and,

FIG. 10 is a front view (rear view being a mirror image) of a second embodiment.

The broken lines between each set of die cut hair bonding strip represent perforations and are part of the claimed design.

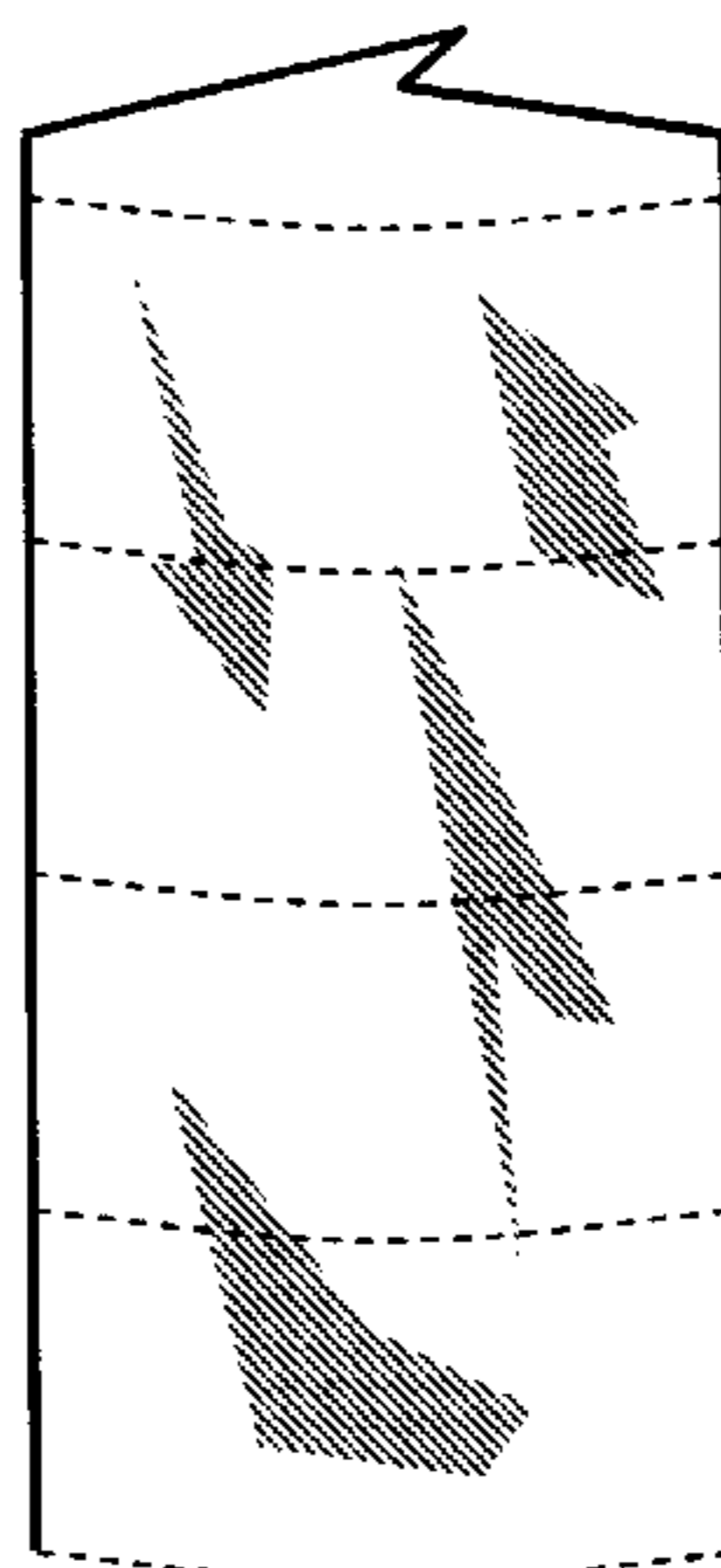
The die cut hair bonding strip shown peeled away from the backing and partially torn in FIGS. 1 and 6 is for the convenience of illustration.

(56) **References Cited**

U.S. PATENT DOCUMENTS

204,047	A	*	5/1878	Jenkins	24/711.5
2,835,259	A		5/1958	Goodman		
D272,861	S		2/1984	Incando		
5,158,818	A	*	10/1992	Aurichio	428/40.7
D342,283	S	*	12/1993	McGill	D20/11
D344,102	S	*	2/1994	Polak et al.	D20/11
5,447,784	A	*	9/1995	Williams et al.	428/220
5,491,013	A	*	2/1996	Holley	428/40.5
D370,695	S	*	6/1996	Odmark	D20/11
D370,939	S	*	6/1996	Schaeffler	D20/11
5,575,298	A		11/1996	Hinton		
D395,455	S	*	6/1998	Thompson	D20/11
5,927,294	A		7/1999	Laurila et al.		
6,016,814	A		1/2000	Elliott		
6,405,736	B1		6/2002	Townsend		
2003/0140934	A1		7/2003	Sugai et al.		

1 Claim, 4 Drawing Sheets



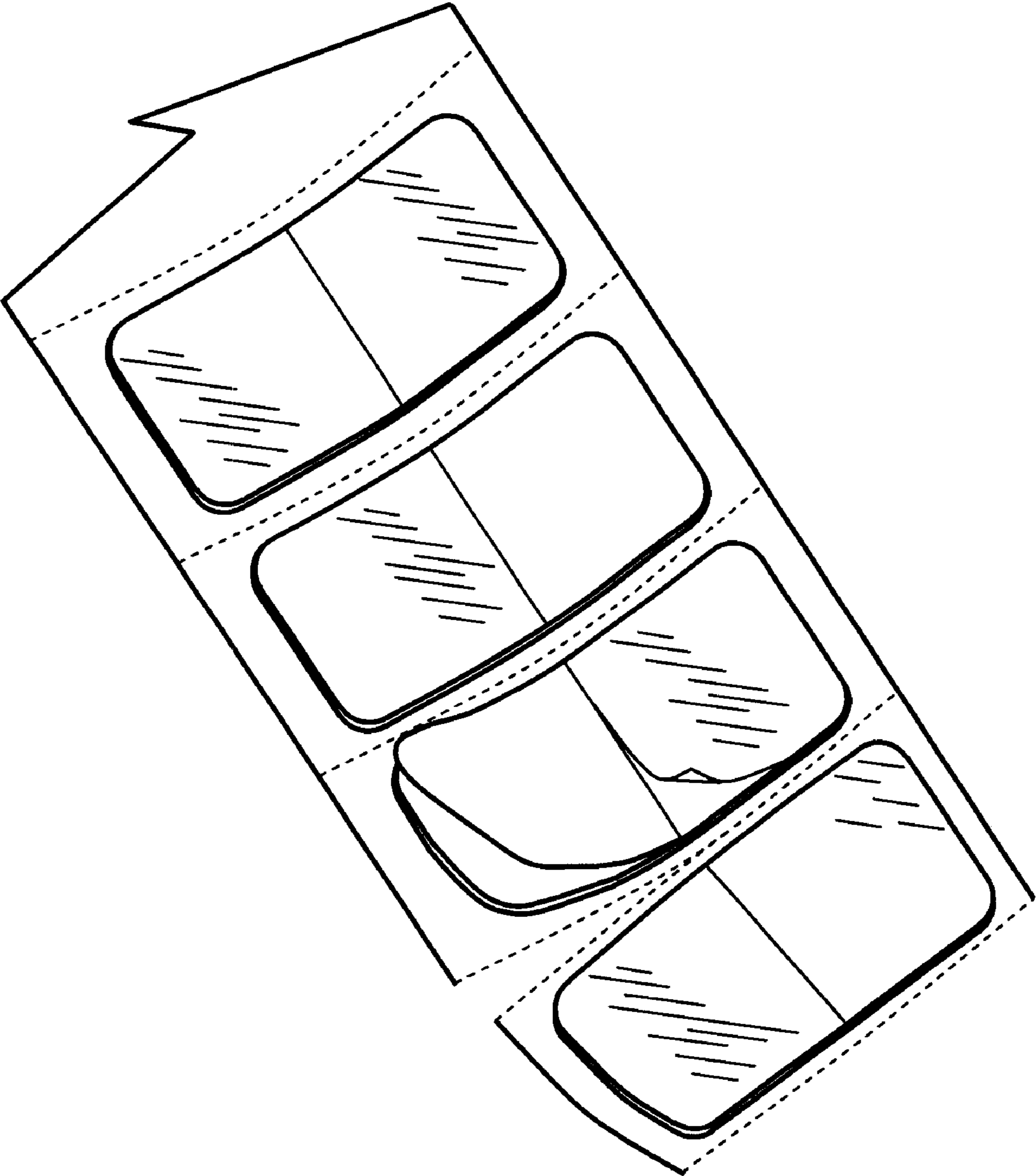


Figure 1

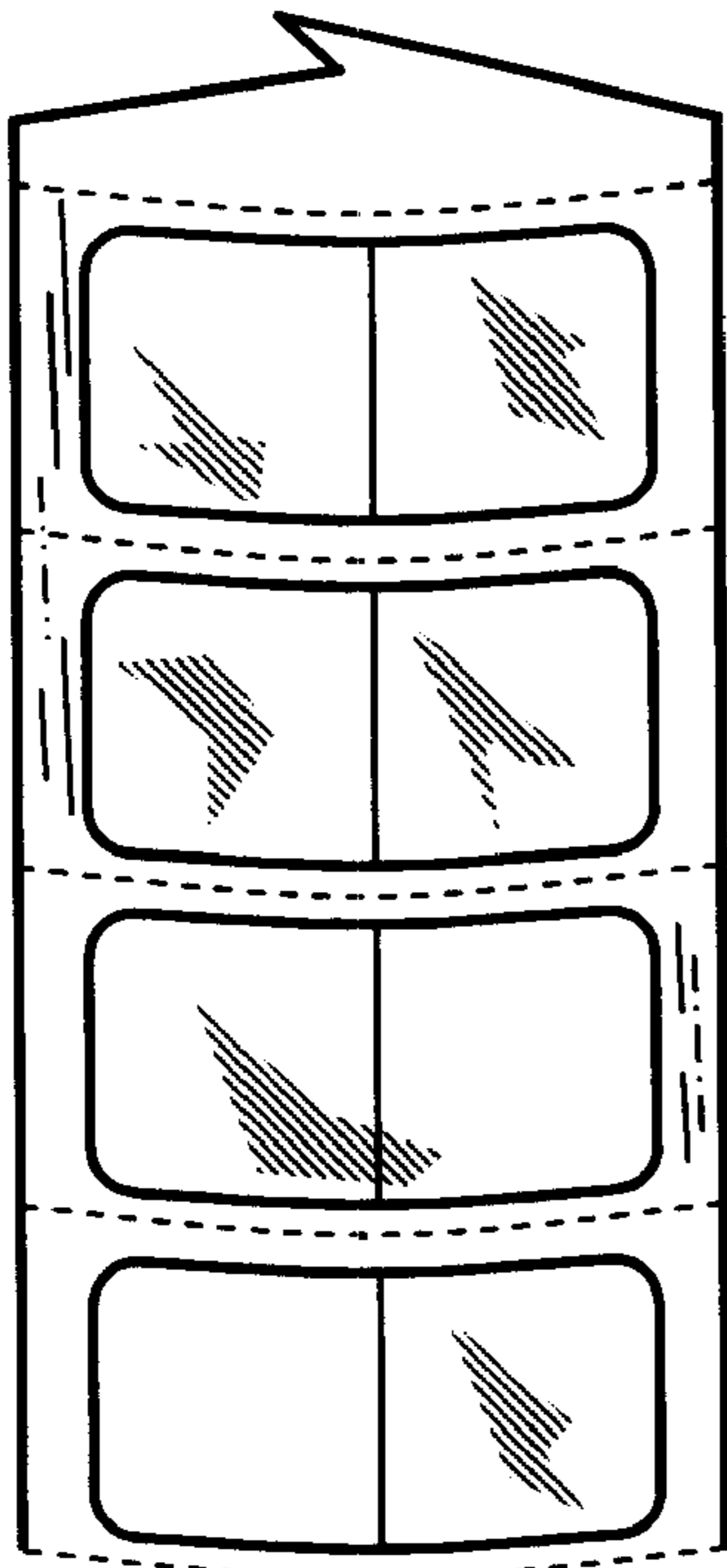


Figure 2



Figure 3



Figure 4



Figure 5

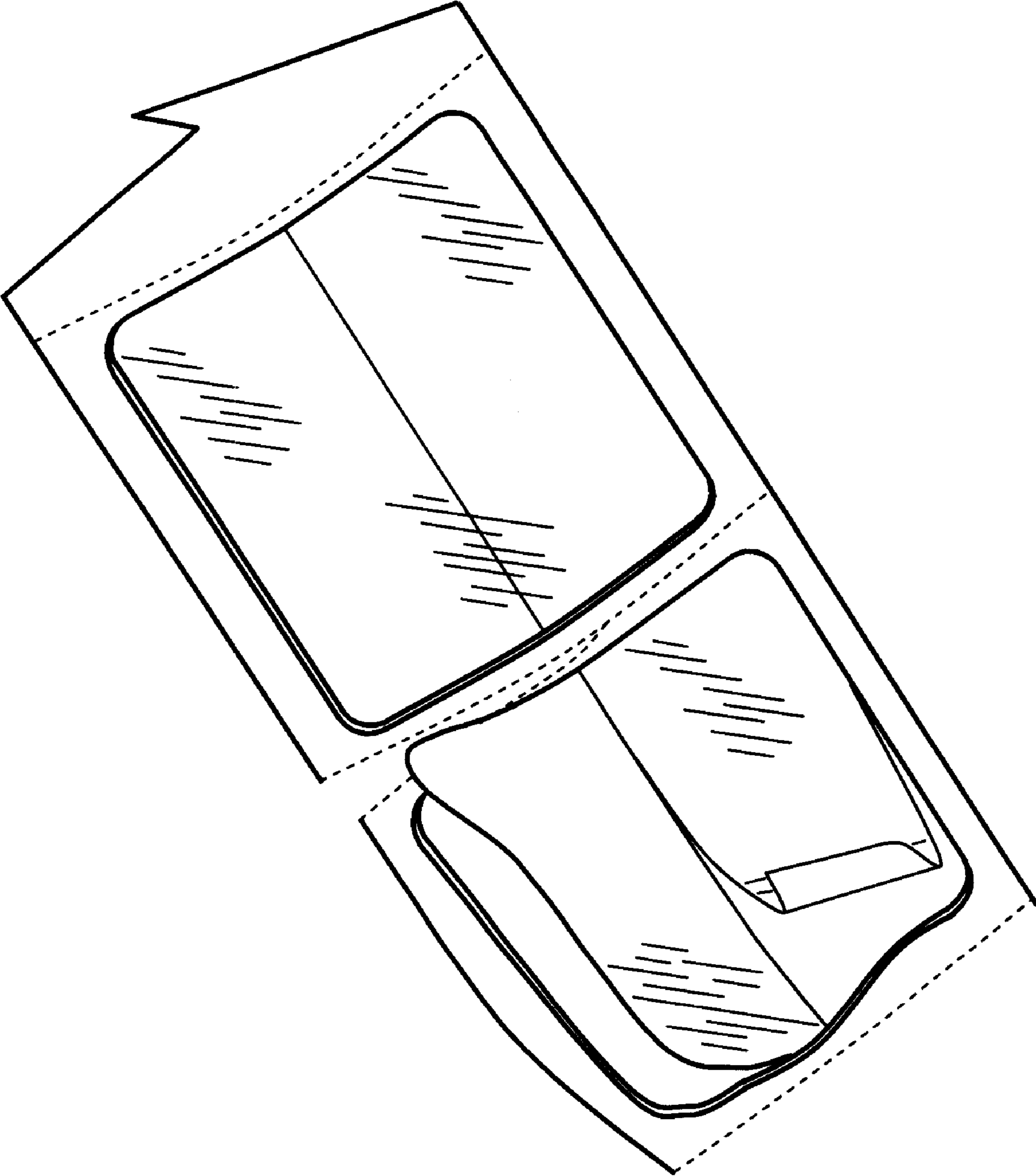


Figure 6

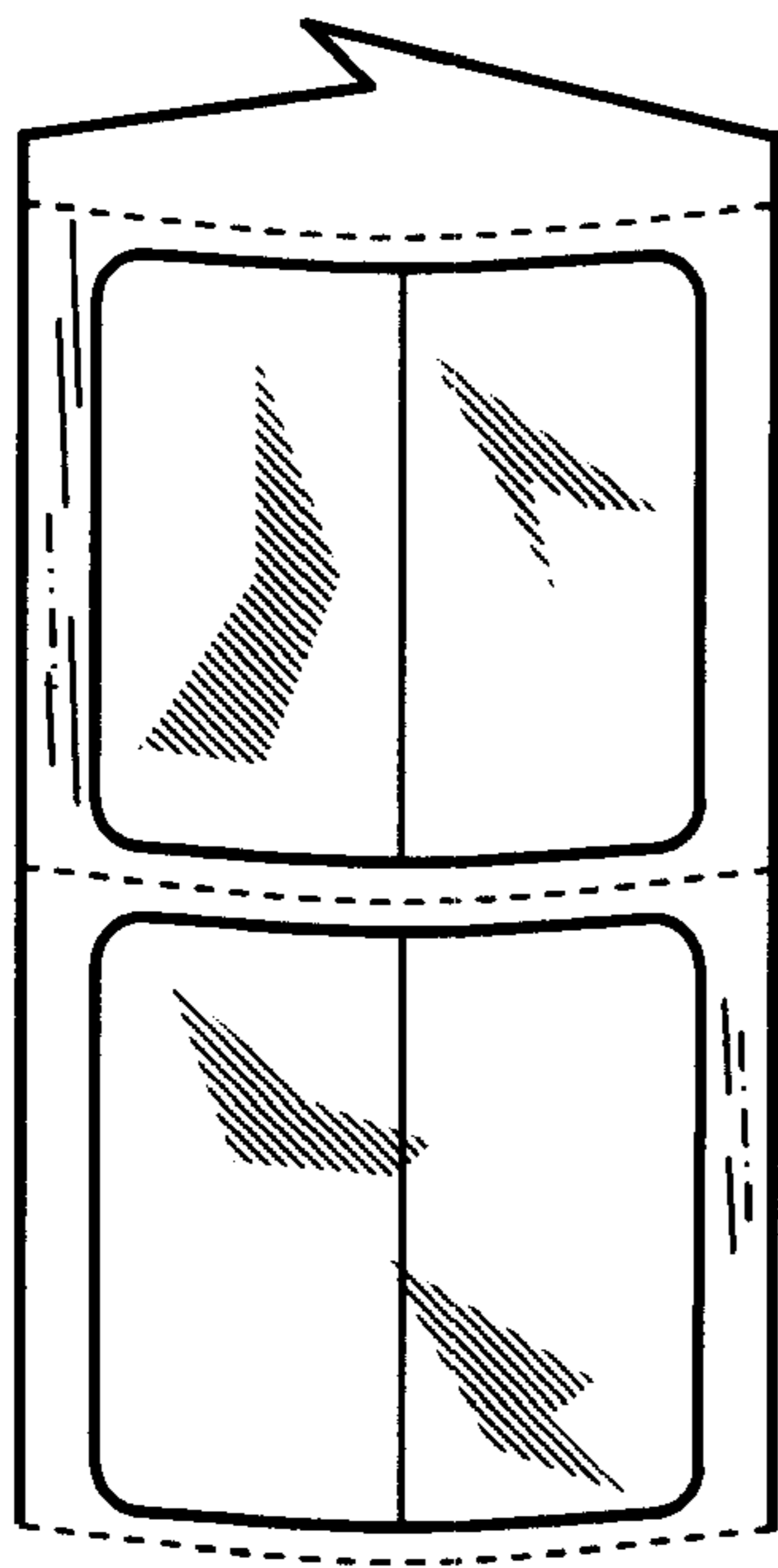


Figure 7



Figure 8

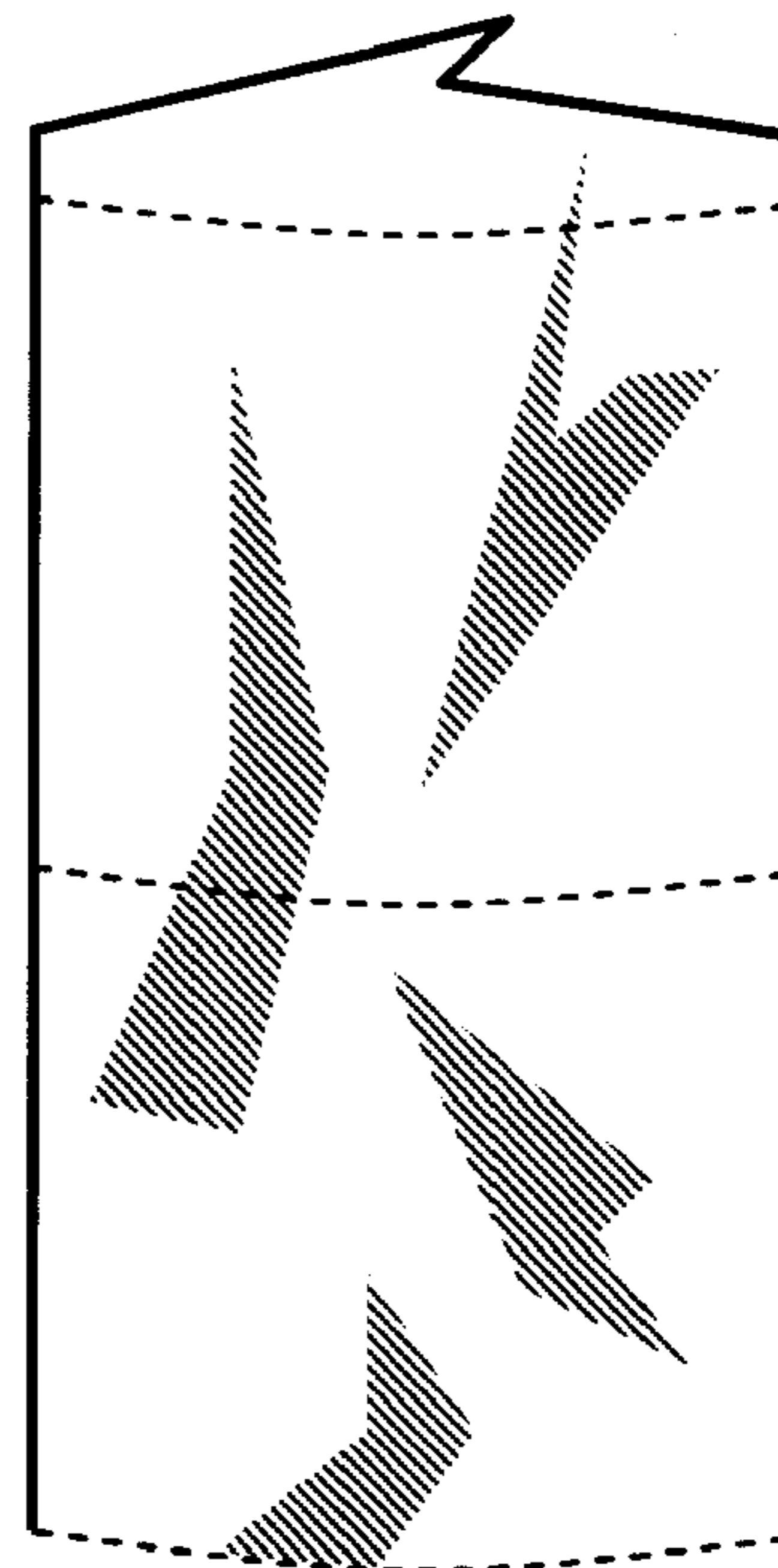


Figure 9



Figure 10