



US00D534317S

(12) **United States Design Patent**
Oh

(10) **Patent No.:** **US D534,317 S**

(45) **Date of Patent:** **** Dec. 26, 2006**

(54) **HEAD FOR ELECTRIC SHAVER**

(76) **Inventor:** **Tae-Jun Oh**, Bupyeong 6-ri,
Jingeop-eup, Namyangju-shi, 472-864,
Gyeonggi-do (KR)

(**) **Term:** **14 Years**

(21) **Appl. No.:** **29/238,792**

(22) **Filed:** **Sep. 21, 2005**

(51) **LOC (8) Cl.** **28-03**

(52) **U.S. Cl.** **D28/54**

(58) **Field of Classification Search** 30/32,
30/34.05, 34.1, 34.2, 43.4-43.9, 44-50, 223;
D28/44, 44.1, 45-54

See application file for complete search history.

(56) **References Cited**

U.S. PATENT DOCUMENTS

D237,319 S * 10/1975 Sakai et al. D28/50
D259,965 S * 7/1981 Oord D28/50

4,875,288 A * 10/1989 Trotta et al. 30/49
2004/0255466 A1 * 12/2004 Bao 30/43.6

* cited by examiner

Primary Examiner—Jennifer Rivard

(74) *Attorney, Agent, or Firm*—Cantor Colburn LLP

(57) **CLAIM**

I claim, the ornamental design for a head for electric shaver,
as shown and described.

DESCRIPTION

FIG. 1 is a front elevational view of a head for electric shaver, showing my new design;
FIG. 2 is a rear elevational view thereof;
FIG. 3 is a right side elevational view thereof;
FIG. 4 is a left side elevational view thereof;
FIG. 5 is a top plan view thereof;
FIG. 6 is a bottom plan view thereof; and,
FIG. 7 is a front perspective view thereof.

1 Claim, 7 Drawing Sheets

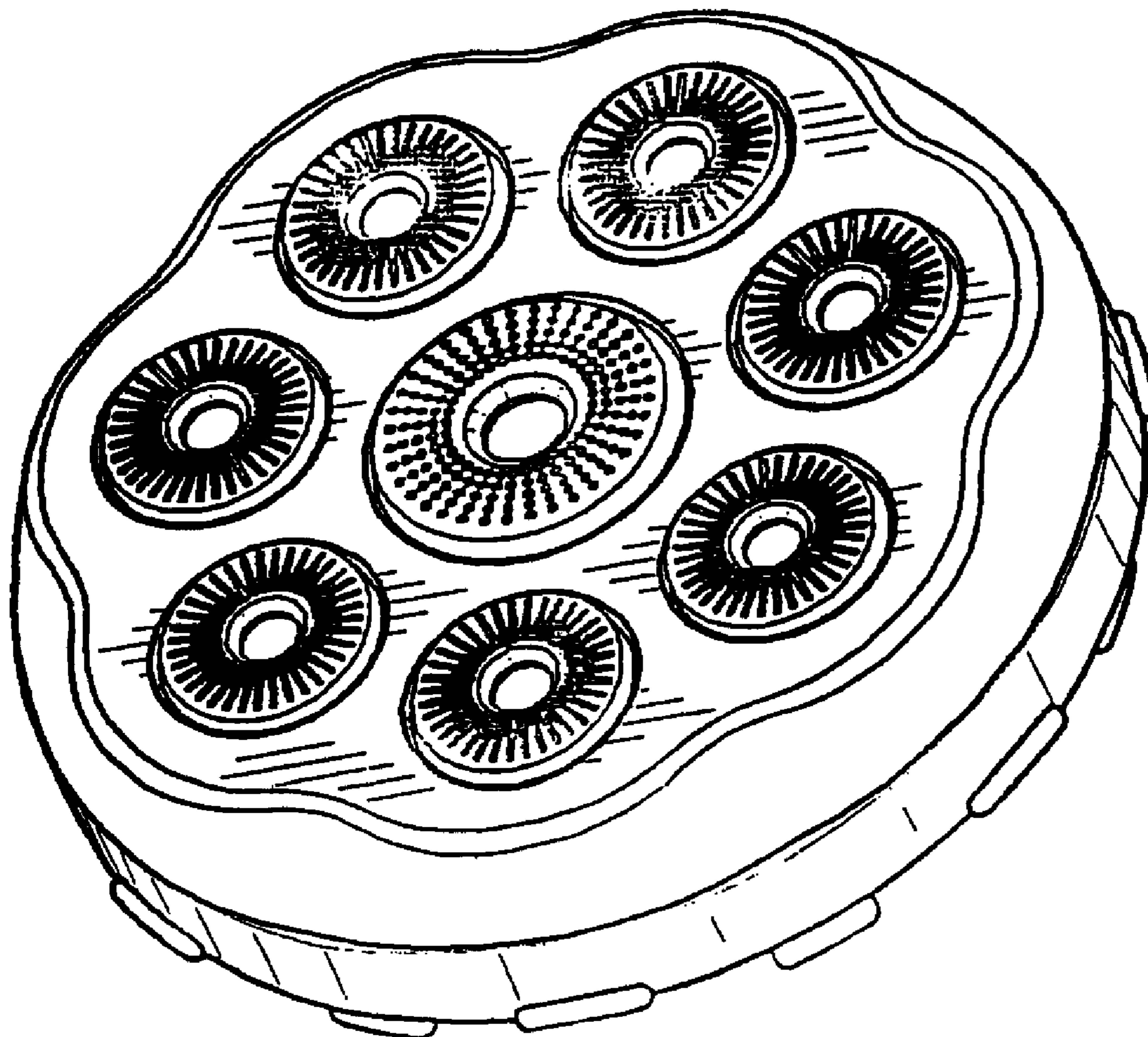


Fig. 1




Fig. 2




Fig. 3

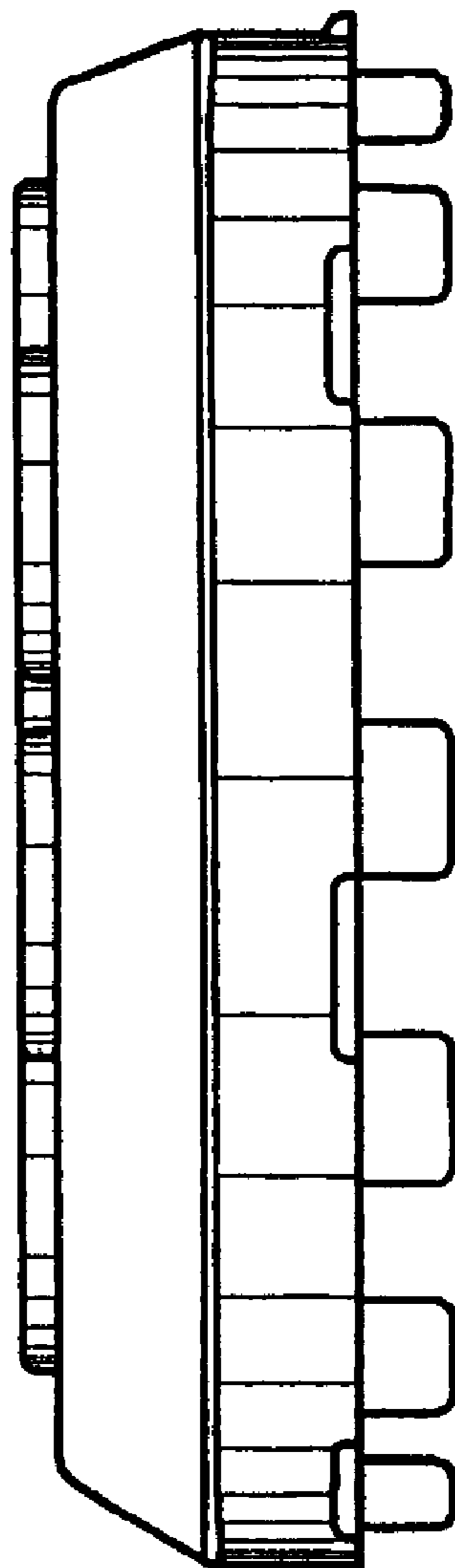


Fig.4

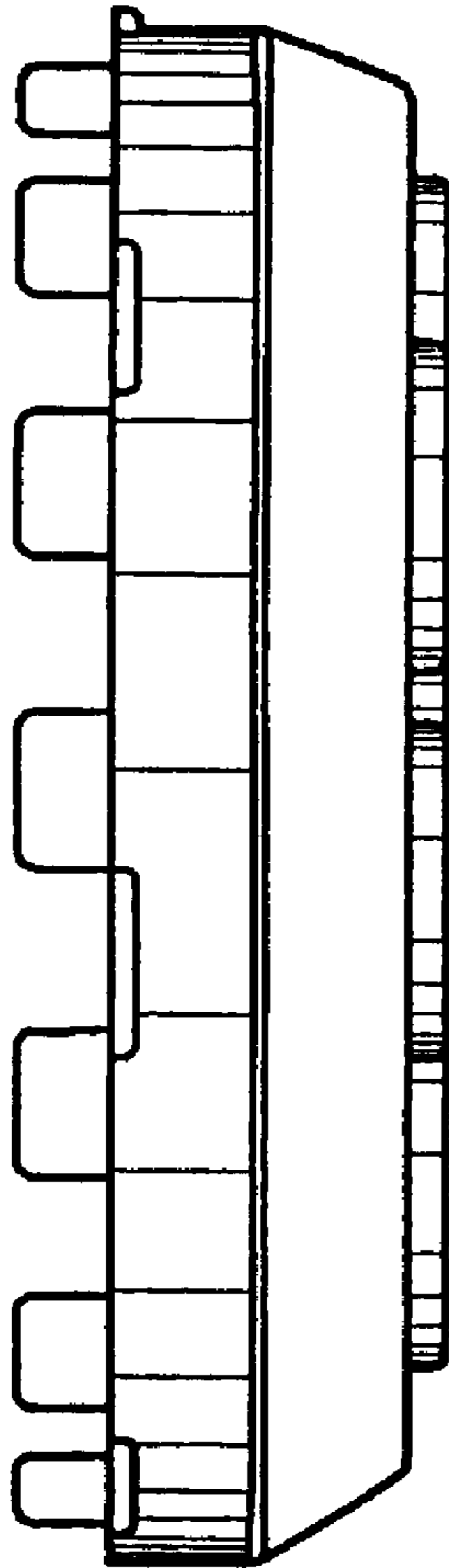


Fig. 5

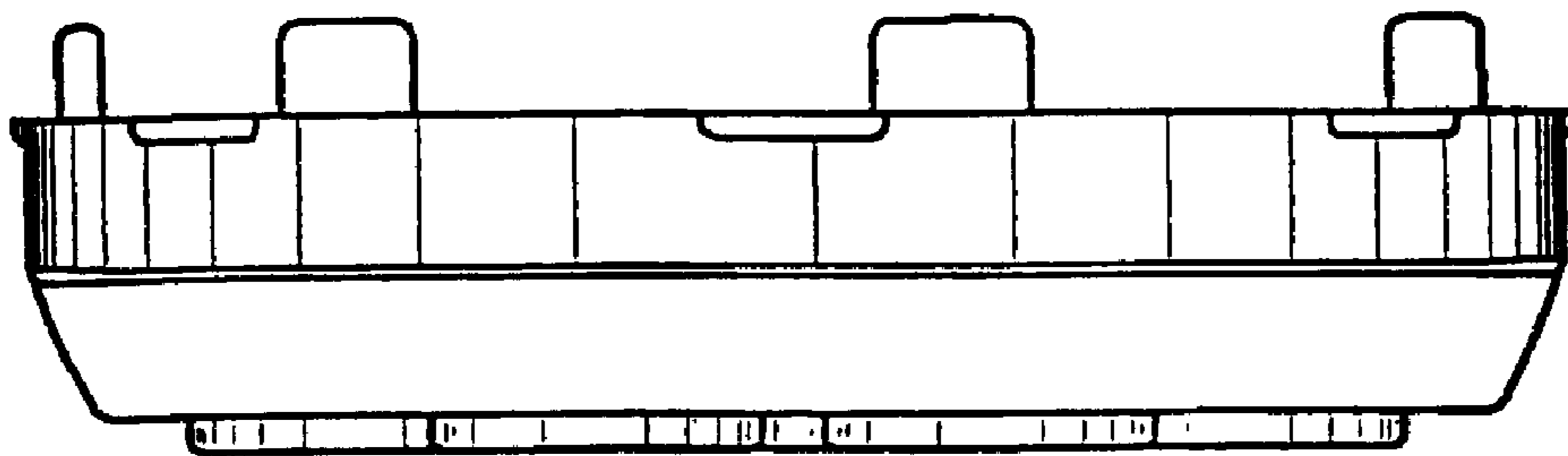


Fig. 6

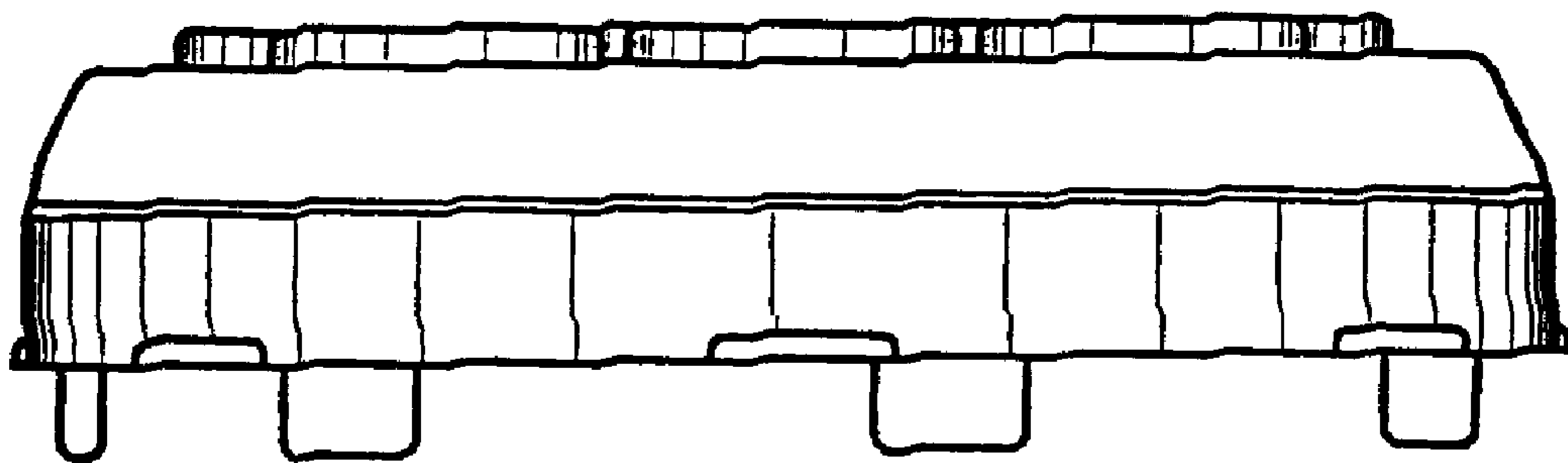


Fig. 7

