



US00D534306S

(12) **United States Design Patent**
Butler

(10) **Patent No.:** **US D534,306 S**

(45) **Date of Patent:** **** Dec. 26, 2006**

(54) **BODY AIR DRYER**

(76) **Inventor:** **Stephen Butler**, 9 Abbeville House
Hoopers Road, Rochester, Kent (GB),
ME1 YQ

(**) **Term:** **14 Years**

(21) **Appl. No.:** **29/219,329**

(22) **Filed:** **Dec. 16, 2004**

(51) **LOC (8) Cl.** **28-03**

(52) **U.S. Cl.** **D28/9**

(58) **Field of Classification Search** D28/9,
D28/54.1; D23/335, 337; D25/58; 392/380,
392/381, 382; 34/90, 91; 4/598-600, 535-537
See application file for complete search history.

(56) **References Cited**

U.S. PATENT DOCUMENTS

3,128,161	A	*	4/1964	Hudon et al.	392/381
3,449,838	A		6/1969	Chancellor Jr.		
3,878,621	A	*	4/1975	Duerre	34/90
4,871,900	A		10/1989	Hickman		
4,961,272	A	*	10/1990	Lee	34/90

5,103,577	A		4/1992	Michaels et al.		
5,873,179	A	*	2/1999	Gregory et al.	34/90
D414,296	S	*	9/1999	Trammell	D28/9
6,130,991	A	*	10/2000	Chapman	34/91
6,349,484	B1	*	2/2002	Cohen	34/90
6,567,999	B1	*	5/2003	Turner	4/597
6,829,841	B1	*	12/2004	Edwards	34/90
6,962,005	B1	*	11/2005	Khosropour et al.	34/90
2004/0213559	A1	*	10/2004	Schafer	392/380

* cited by examiner

Primary Examiner—Jennifer Rivard

(74) *Attorney, Agent, or Firm*—Richard L. Mikesell

(57) **CLAIM**

I claim the ornamental design for a body air dryer, as shown and described.

DESCRIPTION

FIG. 1 is a front, top, left side perspective view of the body air dryer;

FIG. 2 is a front, top, right side perspective view thereof; and,

FIG. 3 is a back, top, left side perspective view.

1 Claim, 1 Drawing Sheet

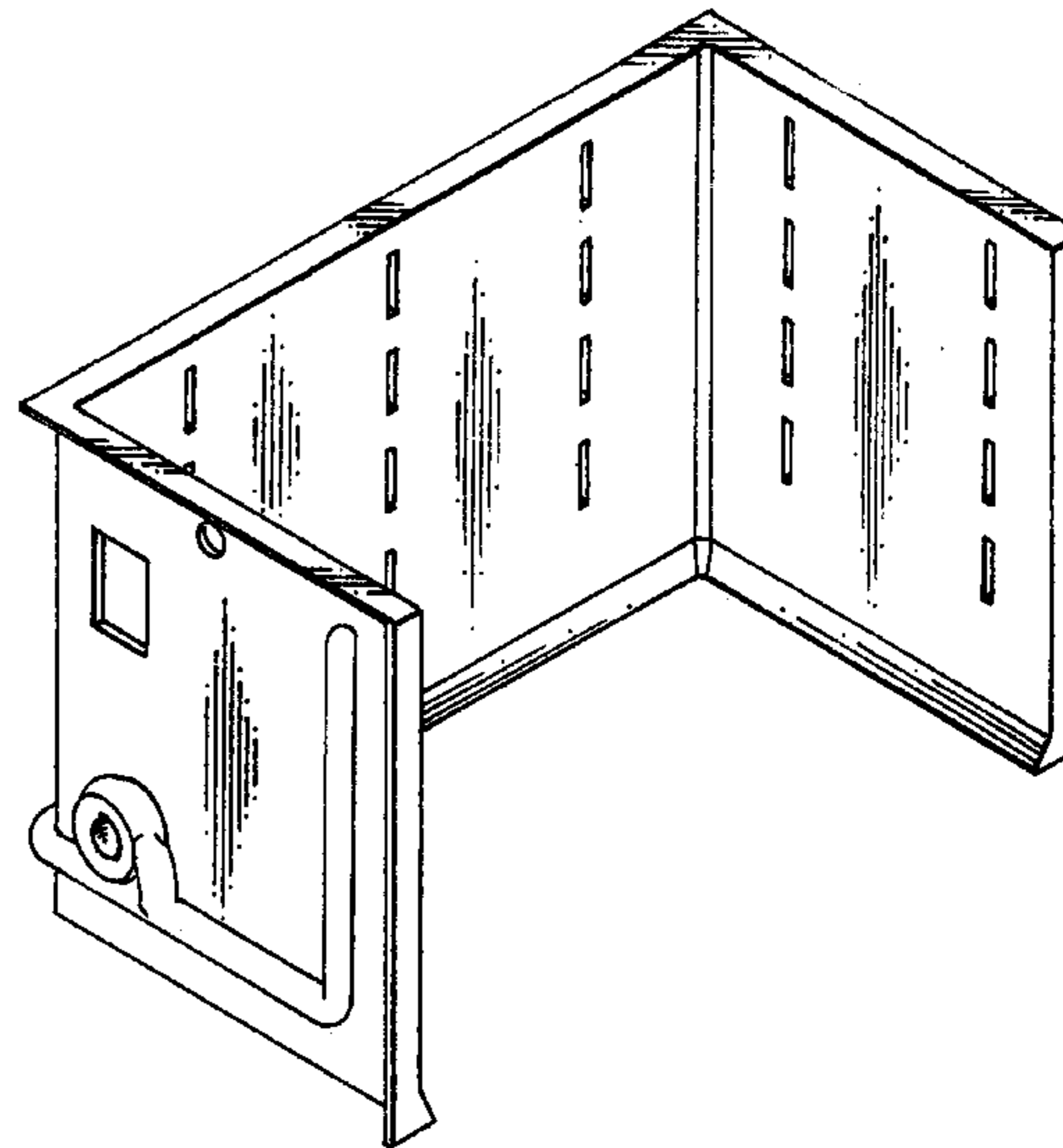
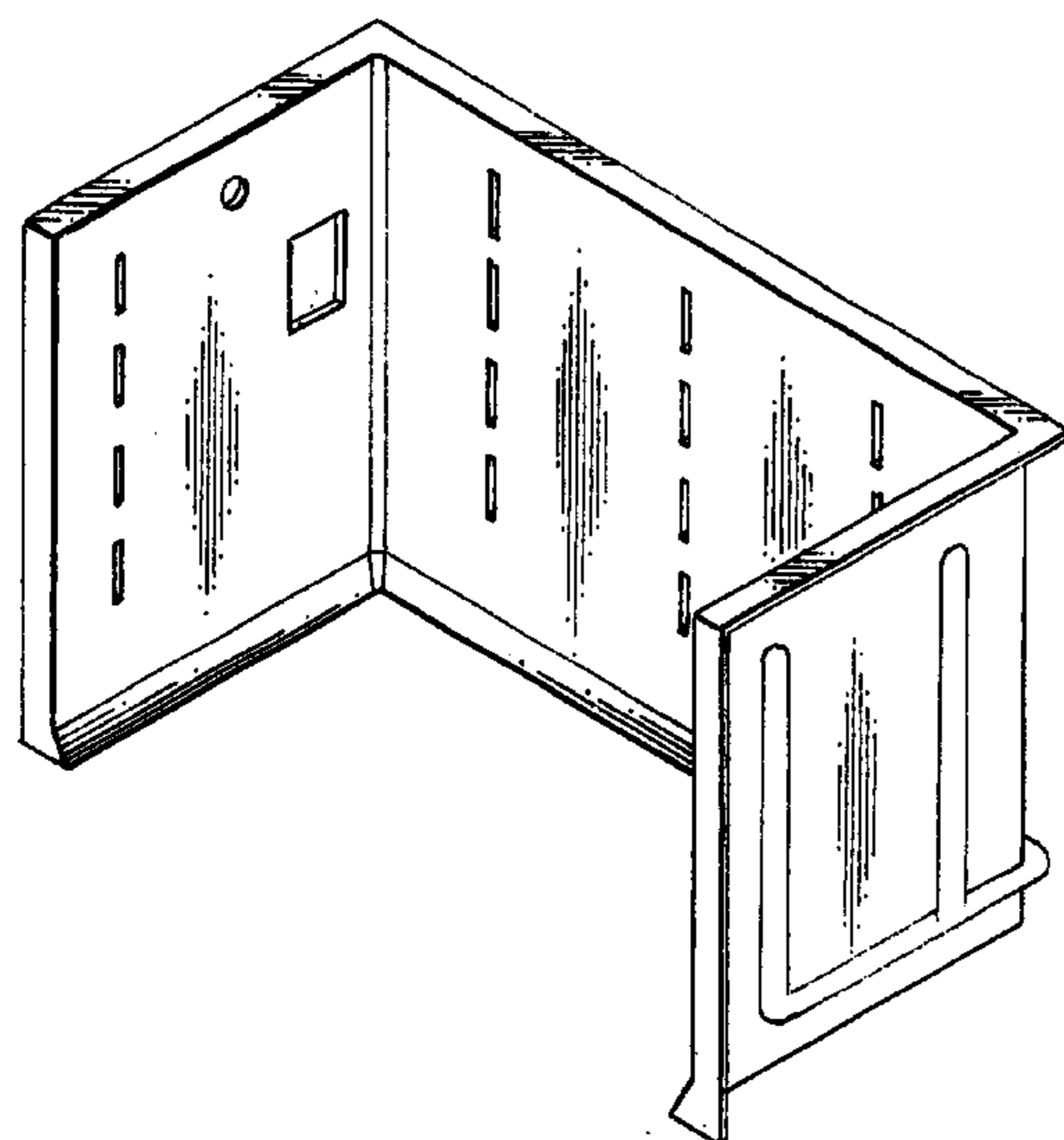


FIG. 1

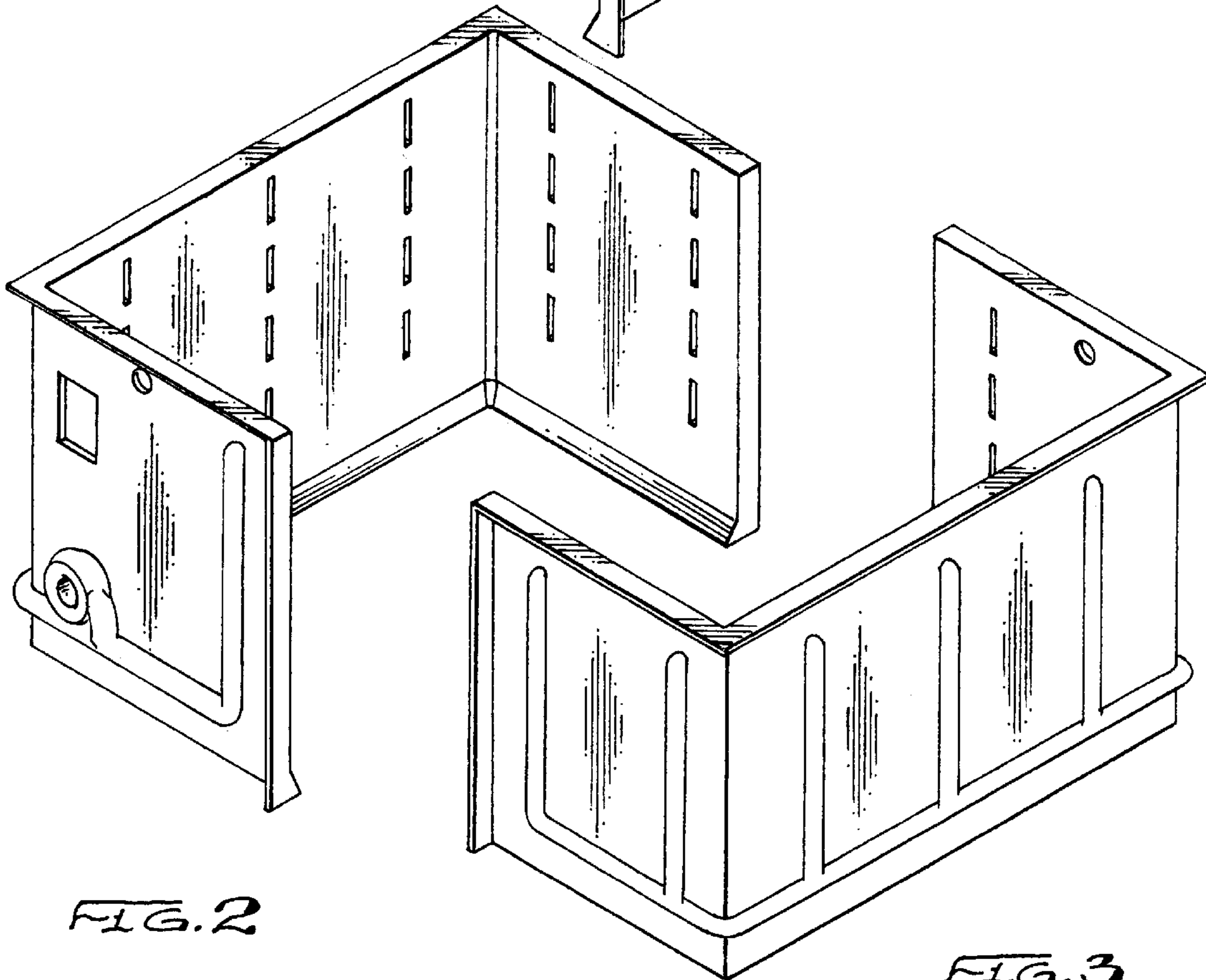
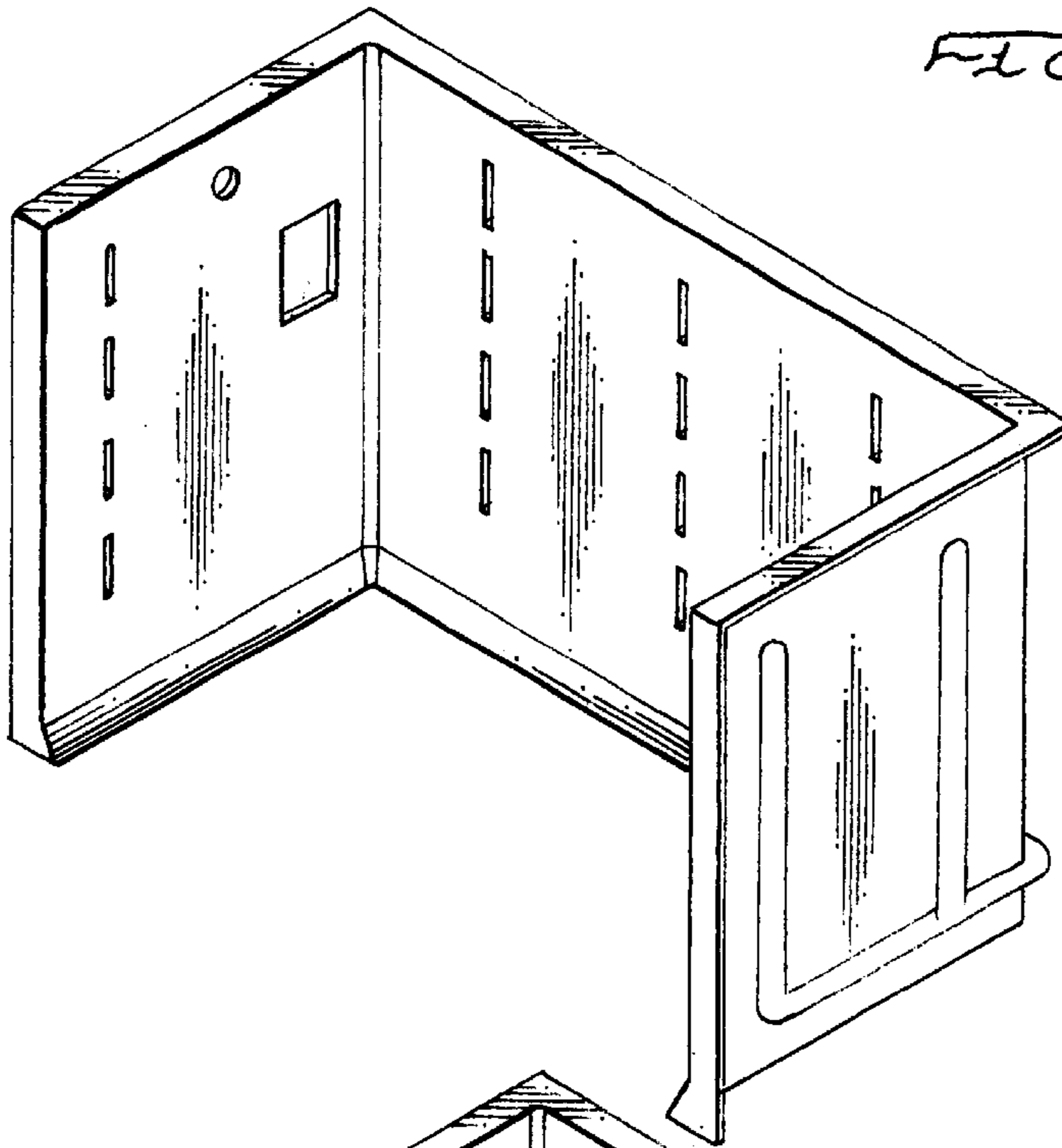


FIG. 2

FIG. 3