



US00D534305S

(12) **United States Design Patent**  
**Xu**

(10) **Patent No.:** **US D534,305 S**

(45) **Date of Patent:** **\*\* Dec. 26, 2006**

(54) **TRIANGULAR PIEZOELECTRIC LIGHTER HEAD**

D249,812 S \* 10/1978 Goto ..... D27/156  
D453,890 S \* 2/2002 Chevalier ..... D7/416

(76) Inventor: **Wen Xu**, 4335 Rowland Ave., El Monte, CA (US) 91731

\* cited by examiner

*Primary Examiner*—Jennifer Rivard

(\*\*) Term: **14 Years**

(74) *Attorney, Agent, or Firm*—Raymond Y. Chan; David & Raymond

(21) Appl. No.: **29/191,596**

(57) **CLAIM**

(22) Filed: **Oct. 10, 2003**

The ornamental design for a triangular piezoelectric lighter head, as shown.

(51) **LOC (8) Cl.** ..... **27-05**

(52) **U.S. Cl.** ..... **D27/161; D27/154**

(58) **Field of Classification Search** ..... D27/141,  
D27/154–161; 431/153, 253–256, 273–277  
See application file for complete search history.

**DESCRIPTION**

FIG. 1 is a perspective view showing my new design.

FIG. 2 is a front view thereof.

FIG. 3 is a rear view thereof.

FIG. 4 is a left end view thereof.

FIG. 5 is a right end view thereof; and,

FIG. 6 is a top view thereof.

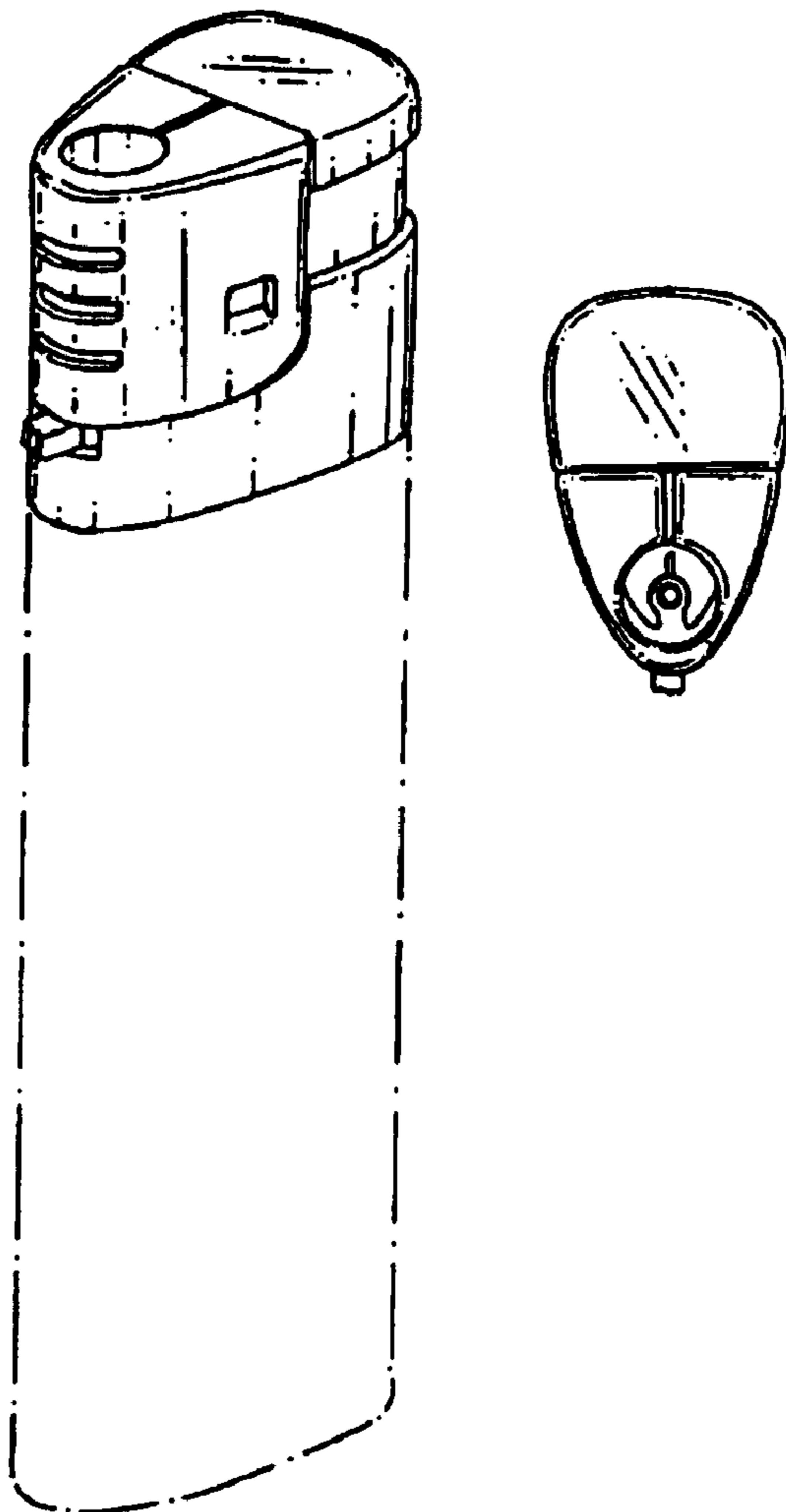
The broken lines are shown for illustrative purposes only and form no part of the claimed design.

(56) **References Cited**

**U.S. PATENT DOCUMENTS**

D225,675 S \* 12/1972 Toiseux ..... D27/154  
D226,220 S \* 1/1973 Rams ..... D27/154  
D233,944 S \* 12/1974 Toiseux ..... D27/154

**1 Claim, 6 Drawing Sheets**






FIG. 1




FIG. 2




FIG. 3




FIG. 4




FIG. 5

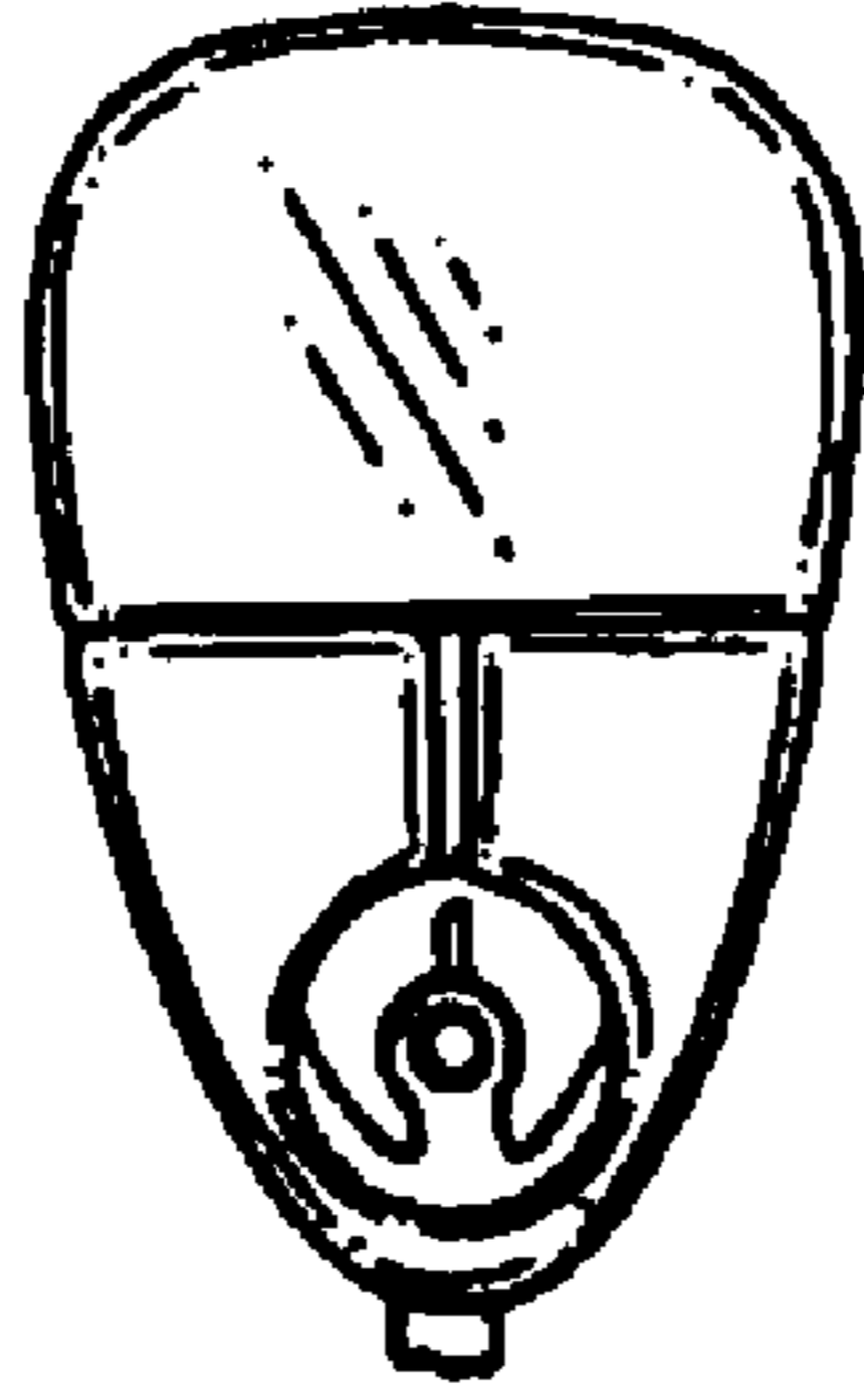


FIG. 6