

US00D534301S

(12) **United States Design Patent**
Roland

(10) **Patent No.: US D534,301 S**

(45) **Date of Patent: ** Dec. 26, 2006**

(54) **FAN LIGHT COVER**

(75) Inventor: **David H. Roland**, Pella, IA (US)

(73) Assignee: **Broan-NuTone LLC**, Hartford, WI (US)

(**) Term: **14 Years**

(21) Appl. No.: **29/202,718**

(22) Filed: **Apr. 2, 2004**

(51) **LOC (8) Cl. 26-99**

(52) **U.S. Cl. D26/118**

(58) **Field of Classification Search** D26/26,
D26/28, 72, 80-92, 115, 118, 119, 151, 59;
362/147, 226; D23/370, 393, 371, 385; 454/276
See application file for complete search history.

3,332,334 A 7/1967 Melzer
3,347,025 A 10/1967 Wiley
3,438,180 A 4/1969 Klouda
3,572,234 A 3/1971 Schoenthaler
3,577,710 A 5/1971 Feldman
3,606,593 A 9/1971 Steiner
3,636,306 A 1/1972 Bumpus
3,665,838 A 5/1972 Shepherd
3,692,977 A 9/1972 Duhamel et al.
3,698,833 A 10/1972 Cann et al.
3,732,030 A 5/1973 Mullings
3,743,439 A 7/1973 Cann
3,785,271 A 1/1974 Joy
3,788,207 A 1/1974 Doherty, II
3,926,537 A 12/1975 Piper
3,952,638 A 4/1976 Felter et al.
4,073,597 A 2/1978 Barnhart et al.
4,115,082 A 9/1978 Newell
4,252,547 A 2/1981 Johnson
4,319,898 A 3/1982 Maierhofer
4,335,647 A 6/1982 Timmons

(56) **References Cited**

(Continued)

U.S. PATENT DOCUMENTS

1,532,635 A 4/1925 Osbun
2,182,690 A 12/1939 Cole
D118,359 S * 1/1940 Arenberg D26/120
D120,772 S * 5/1940 Arenberg D26/120
D120,773 S * 5/1940 Arenberg D26/120
2,278,581 A 4/1942 Dexter
2,483,377 A 9/1949 Young
2,668,491 A 2/1954 Gerlitz
2,673,514 A 3/1954 Hanks
2,710,573 A 6/1955 Marker
2,800,069 A 7/1957 Smith
D183,117 S * 7/1958 Coleman et al. D26/121
2,875,678 A 3/1959 Shepherd
2,911,900 A 11/1959 Rudy
2,963,956 A 12/1960 Hill
2,987,258 A 6/1961 North
3,002,676 A 10/1961 Papsdorf
3,045,579 A 7/1962 Jenn et al.
3,064,548 A 11/1962 Field
3,068,341 A 12/1962 Ortiz et al.
3,101,662 A 8/1963 Alldritt
3,211,080 A 10/1965 Rader
3,212,425 A 10/1965 Hazen et al.
3,326,112 A 6/1967 Sadlow

Primary Examiner—Freda S. Nunn
Assistant Examiner—Kevin K. Rudzinski
(74) *Attorney, Agent, or Firm*—Michael Best & Friedrich LLP

(57) **CLAIM**


The ornamental design for a fan light cover, as shown and described.

DESCRIPTION

FIG. 1 is a perspective view of a fan light cover constructed in accordance with an embodiment of the present invention; FIG. 2 is a top view of the fan light cover shown in FIG. 1; FIG. 3 is a front view of the fan light cover shown in FIGS. 1 and 2; and, FIG. 4 is a side view of the fan light cover shown in FIGS. 1-3.

The broken line showing of the connection between the front and rear is for illustrative purposes only and forms no part of the claimed design.

1 Claim, 2 Drawing Sheets



US D534,301 S

Page 2

U.S. PATENT DOCUMENTS

4,336,749 A	6/1982	Barnhart et al.	5,918,972 A	7/1999	Van Belle
4,385,550 A	5/1983	Steiner et al.	D426,657 S	* 6/2000	Joss D26/26
4,385,911 A	5/1983	Popeil et al.	D437,405 S	2/2001	Schrank
4,406,216 A	9/1983	Hott et al.	D451,187 S	11/2001	Webb
4,510,851 A	4/1985	Sarnosky et al.	D452,904 S	* 1/2002	Peng D23/370
4,867,640 A	9/1989	Penlesky et al.	D452,905 S	* 1/2002	Peng D23/370
D372,775 S	8/1996	Schuler	D452,906 S	* 1/2002	Peng D23/370
D376,214 S	* 12/1996	Pinchuk D26/26	D453,375 S	2/2002	Peng
D378,698 S	* 4/1997	Ukai et al. D23/393	D457,232 S	5/2002	Miura
D387,859 S	12/1997	Ukai et al.	D457,616 S	5/2002	Yamanaka et al.
D403,787 S	1/1999	Van Belle	6,488,579 B1	12/2002	Larson et al.
D404,508 S	* 1/1999	Marischen D26/26	D490,147 S	5/2004	Miura
5,879,232 A	3/1999	Luter, II et al.			

* cited by examiner

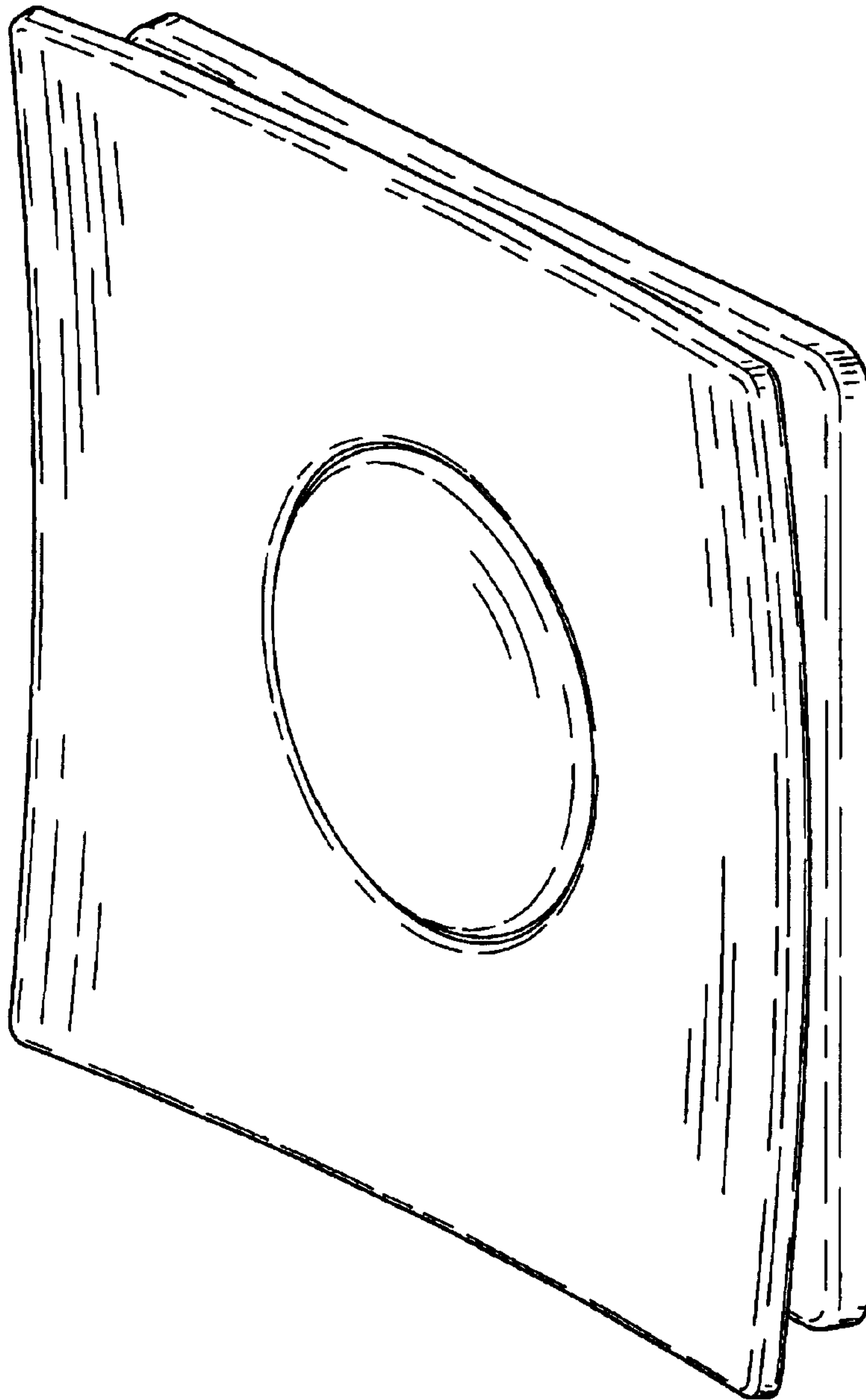


FIG. 1




FIG. 4

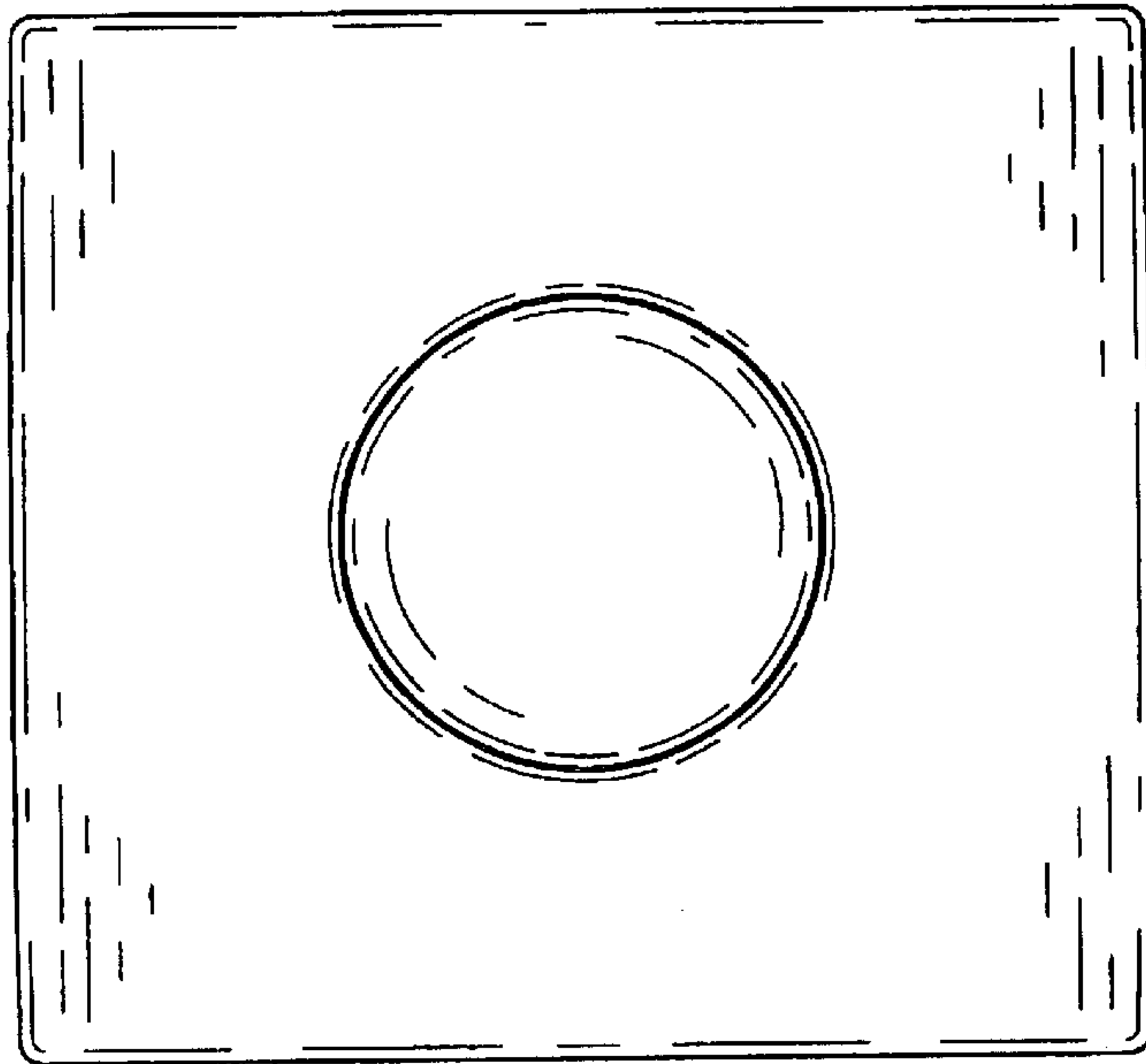


FIG. 2



FIG. 3