



US00D534270S

(12) **United States Design Patent**
Drew

(10) **Patent No.:** **US D534,270 S**

(45) **Date of Patent:** **** Dec. 26, 2006**

(54) **FIREPLACE UTENSIL**

(76) Inventor: **Kirkwood Drew**, 4013 Cody Rd.,
Sherman Oaks, CA (US) 91403

(**) Term: **14 Years**

(21) Appl. No.: **29/223,116**

(22) Filed: **Feb. 8, 2005**

(51) **LOC (8) Cl.** **23-03**

(52) **U.S. Cl.** **D23/403**

(58) **Field of Classification Search** D23/403-406,
D23/409-410, 415-419, 499, 396-402, 343-347,
D23/350; D25/55, 59, 60; D7/332-335, 339-340,
D7/347-349, 653; D8/DIG. 4, 6, 13; 126/500,
126/540, 543-544, 547; 52/36.3; 16/DIG. 11;
294/14

See application file for complete search history.

(56) **References Cited**

U.S. PATENT DOCUMENTS

957,679 A * 5/1910 Janwich 294/14
D68,075 S * 8/1925 Wilson D7/653

D164,100 S * 7/1951 Covey et al. D32/51
D243,061 S * 1/1977 Coupe D23/403
D258,342 S * 2/1981 Boulis et al. D8/14
D349,955 S * 8/1994 Lin D23/403
D386,578 S * 11/1997 Mele D23/403

* cited by examiner

Primary Examiner—Sandra S. Snapp

(74) *Attorney, Agent, or Firm*—Paul M. Denk

(57) **CLAIM**

The ornamental design for the fireplace utensil, as shown and described.

DESCRIPTION

FIG. 1 is an isometric view of the fireplace utensil of this invention;

FIG. 2 is a front view thereof;

FIG. 3 is a rear view thereof;

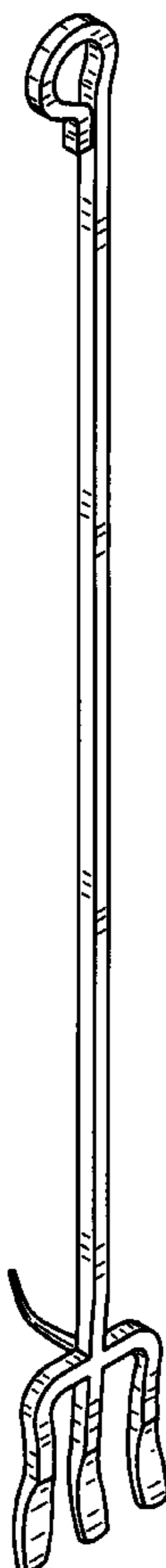
FIG. 4 is a left side view;

FIG. 5 is a right side view;

FIG. 6 is a top plan view; and,

FIG. 7 is a bottom view of the fireplace utensil.

1 Claim, 1 Drawing Sheet



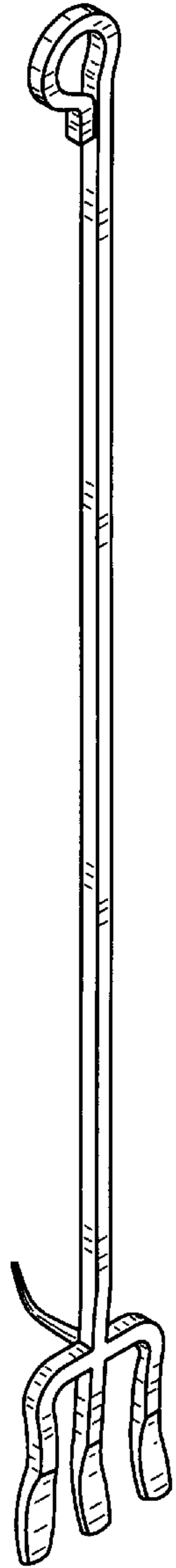


FIG. 1

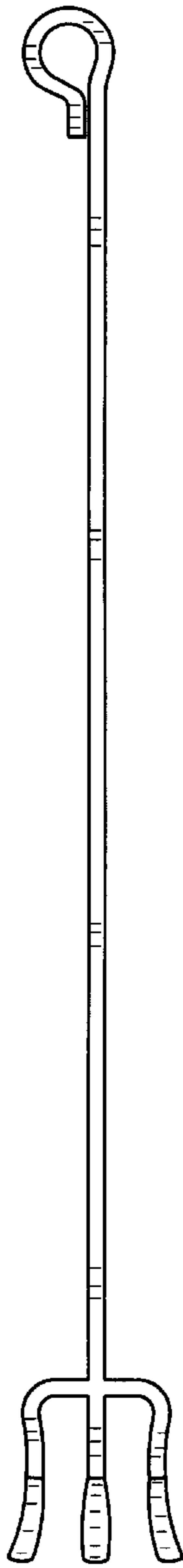


FIG. 2

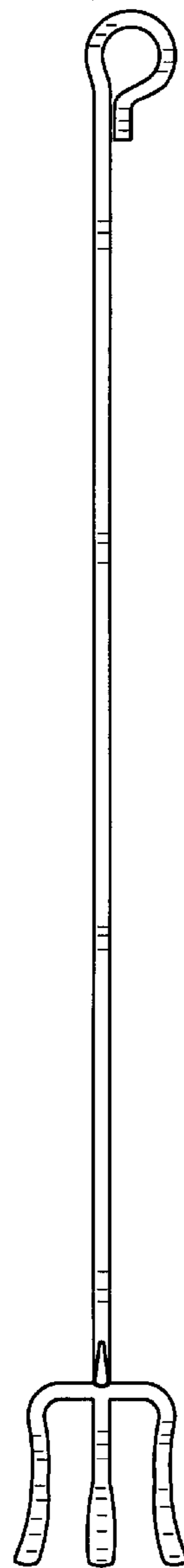


FIG. 3

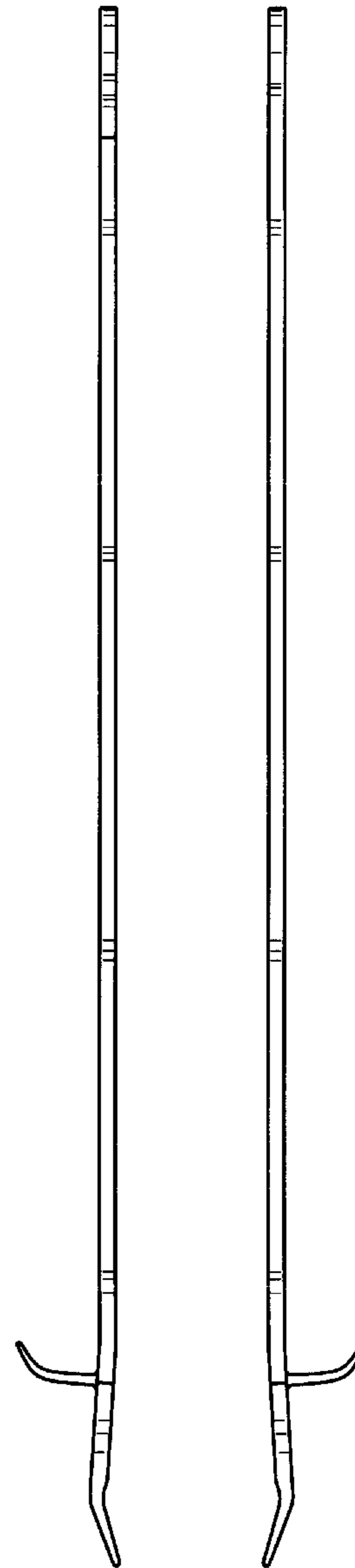


FIG. 5

FIG. 4

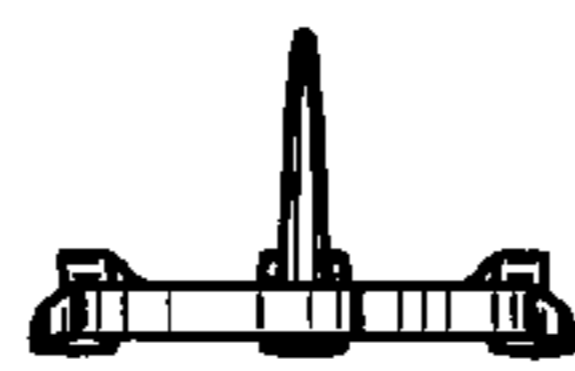


FIG. 6

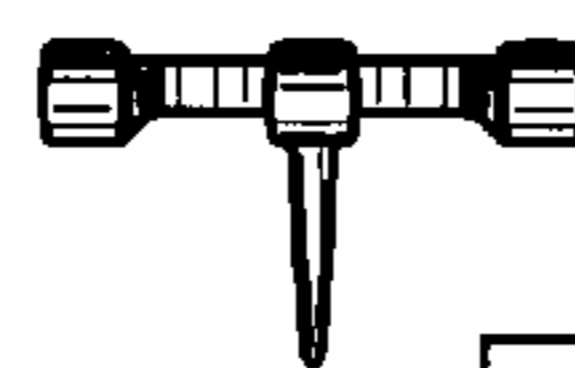


FIG. 7