

US00D534249S

(12) **United States Design Patent**  
**Gilbert**

(10) **Patent No.:** **US D534,249 S**

(45) **Date of Patent:** **\*\* Dec. 26, 2006**

(54) **ESCUTCHEON**

(75) **Inventor:** **Christopher Jon Gilbert**, Moreland Hills, OH (US)

(73) **Assignee:** **Moen Incorporated**, North Olmsted, OH (US)

(\*\*) **Term:** **14 Years**

(21) **Appl. No.:** **29/202,398**

(22) **Filed:** **Mar. 30, 2004**

(51) **LOC (8) Cl.** ..... **23-01**

(52) **U.S. Cl.** ..... **D23/254**

(58) **Field of Classification Search** ..... D23/238-257;  
4/675-678; 137/801; D8/350, 352, 353  
See application file for complete search history.

(56) **References Cited**

**U.S. PATENT DOCUMENTS**

D194,229 S	12/1962	Landell et al.	
D208,326 S	* 8/1967	Sonnenleiter	..... D8/350
D219,782 S	1/1971	Tiller	
D241,440 S	9/1976	Doman	
D252,317 S	7/1979	Clayton	
D263,989 S	4/1982	Fleischmann et al.	
D271,705 S	12/1983	Fabian	
D319,000 S	* 8/1991	Pechar	..... D8/301
D319,294 S	8/1991	Kohler, Jr. et al.	
D321,468 S	11/1991	Reid	
D326,996 S	6/1992	Birch	
D373,844 S	* 9/1996	Miranda	..... D8/352
D398,515 S	* 9/1998	Whyte	..... D8/350
D402,008 S	12/1998	Hill et al.	
D402,010 S	12/1998	Lord	
D403,054 S	12/1998	Lobermeier	
D403,750 S	1/1999	Fabian	

D420,106 S	2/2000	Green	
D425,181 S	5/2000	Lewis	
D425,604 S	5/2000	Fleischmann	
D433,488 S	11/2000	Milrud et al.	
D433,740 S	11/2000	Milrud et al.	
D435,288 S	12/2000	Milrud et al.	
D448,068 S	9/2001	Lord	
D458,668 S	6/2002	Mullenmeister	
D459,445 S	6/2002	Mullenmeister	
D463,849 S	10/2002	Otero	
D468,408 S	1/2003	Lord	
D468,409 S	1/2003	Lord	
D469,858 S	* 2/2003	Lord	..... D23/254

\* cited by examiner

*Primary Examiner*—Louis S. Zarfaz

*Assistant Examiner*—Gregory Andoll

(74) *Attorney, Agent, or Firm*—Calfee, Halter & Griswold LLP

(57) **CLAIM**

The ornamental design for a escutcheon, as shown and described.

**DESCRIPTION**

FIG. 1 is a perspective view of a escutcheon of the new design;

FIG. 2 is a front view of the escutcheon of FIG. 1;

FIG. 3 is a side view of the escutcheon of FIG. 1;

FIG. 4 is a side view of the escutcheon on FIG. 1;

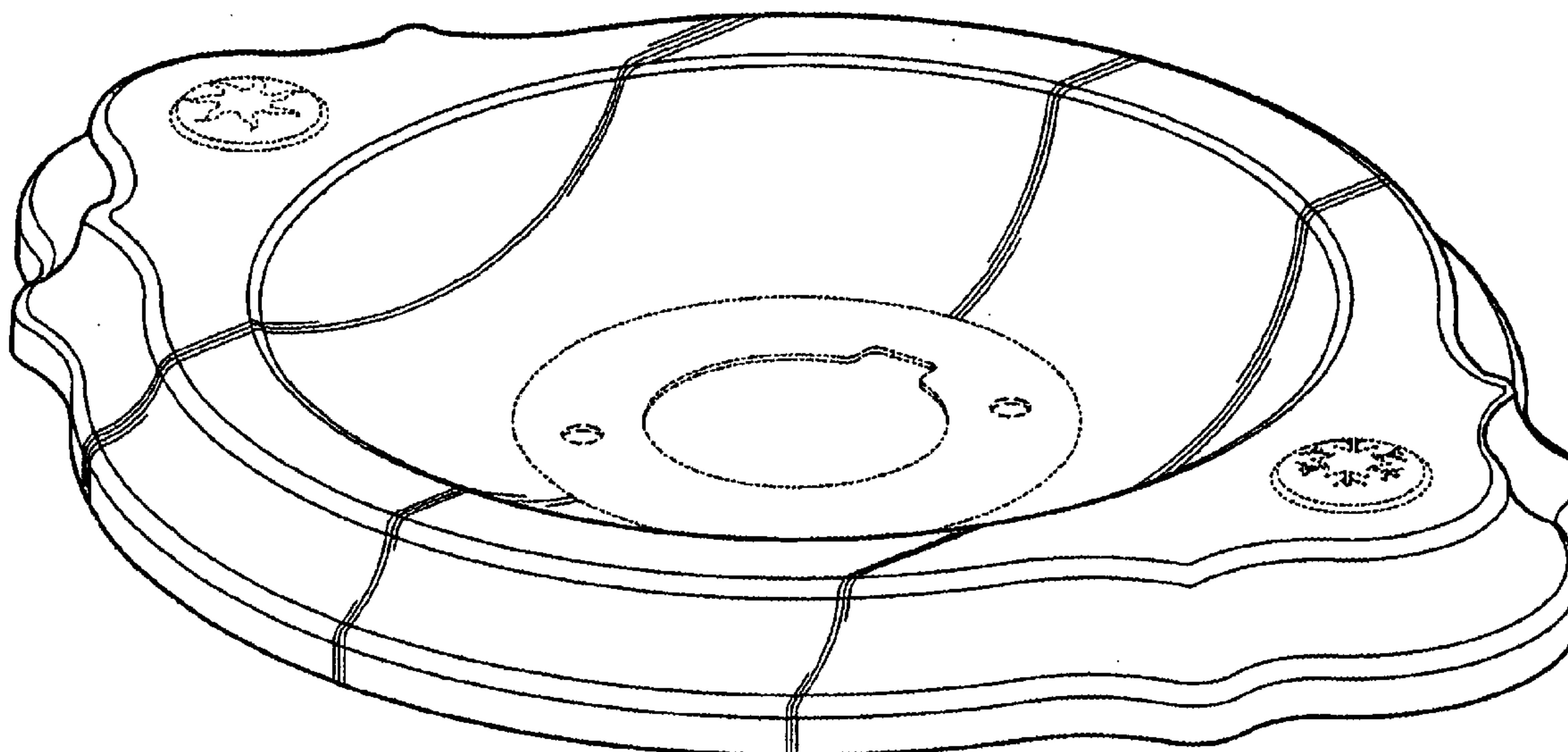
FIG. 5 is a top view of the escutcheon of FIG. 1;

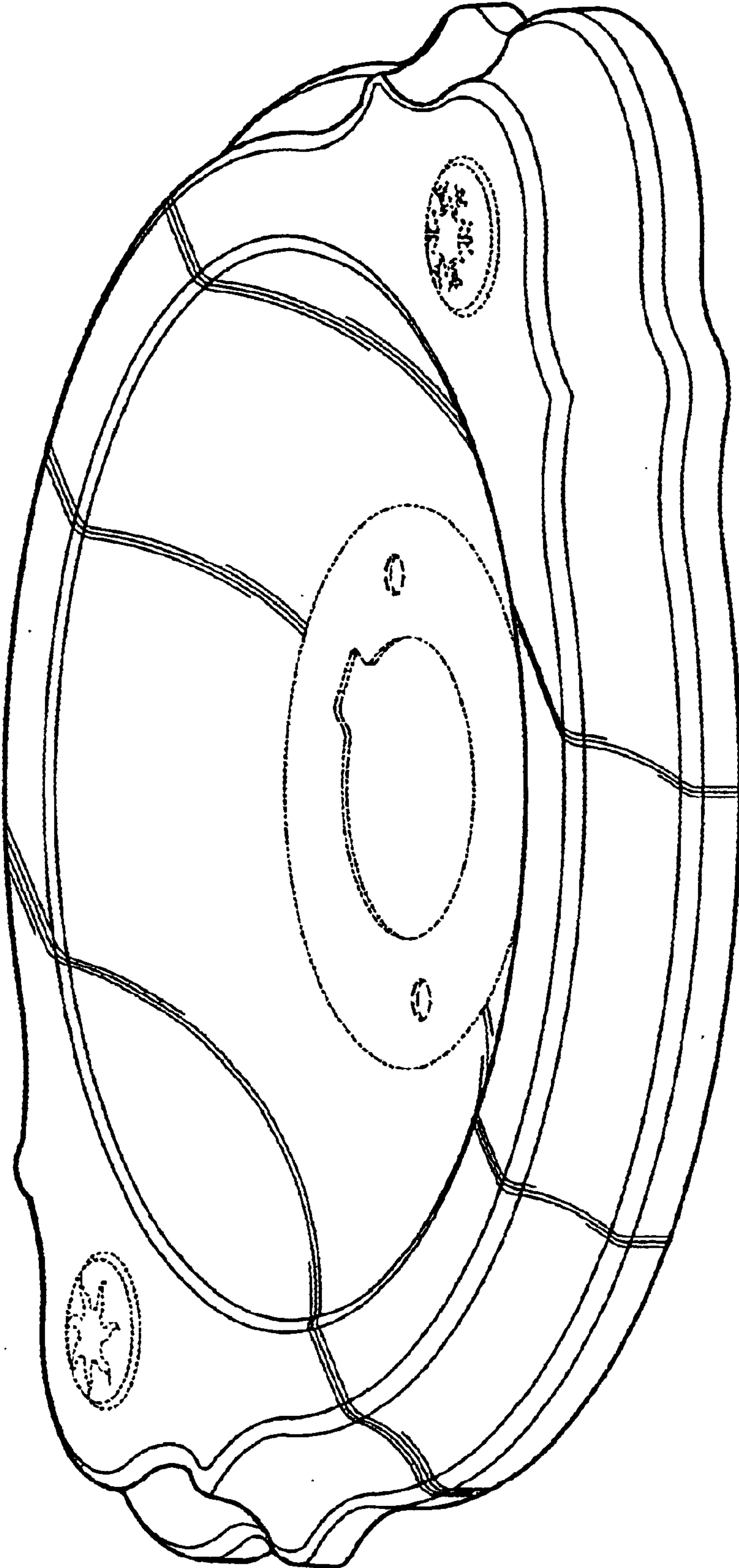
FIG. 6 is a bottom view of the escutcheon of FIG. 1; and,

FIG. 7 is a back view of the escutcheon of FIG. 1.

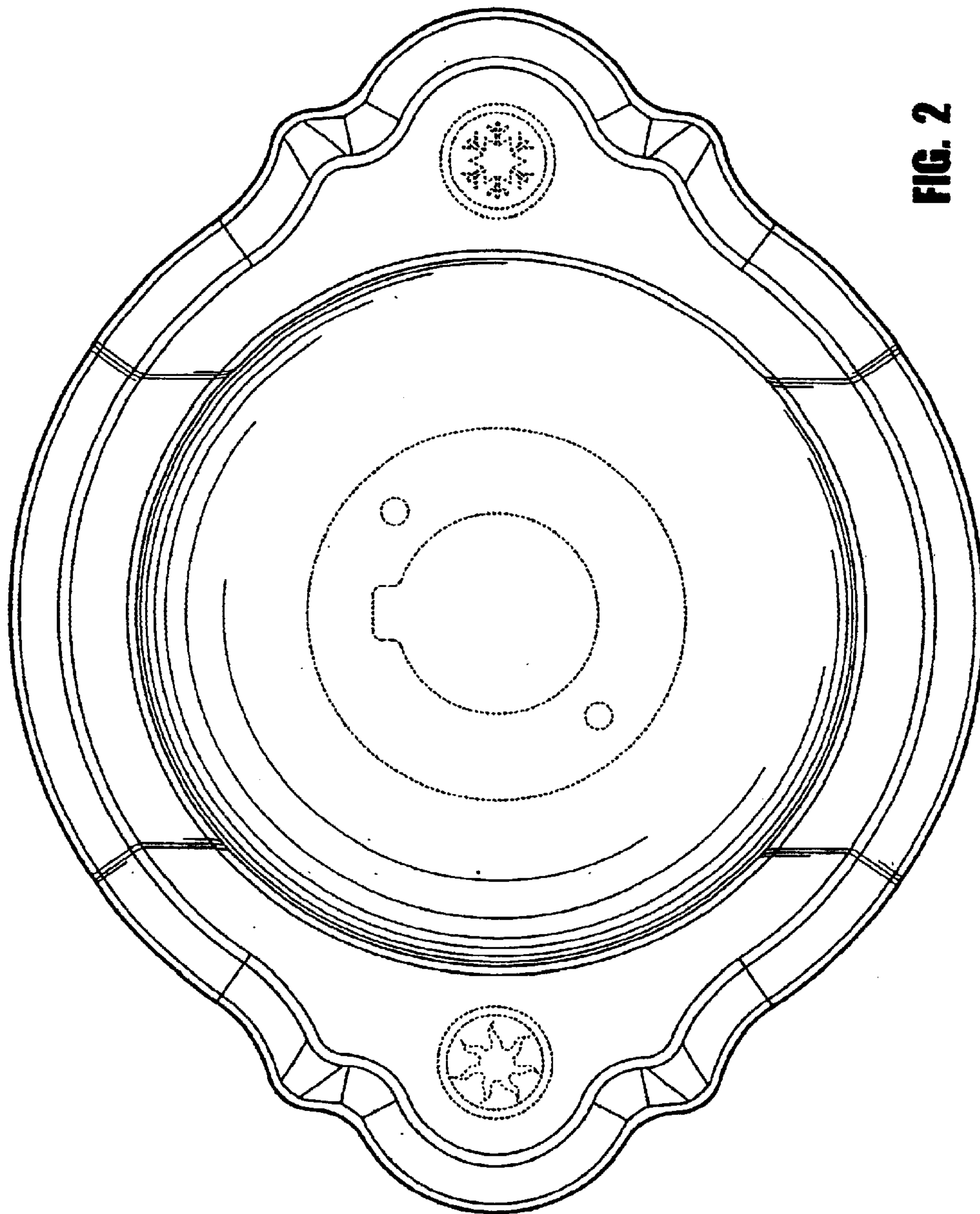
The portions of the Figures shown in phantom lines are not part of the claimed design but are for illustration only.

**1 Claim, 4 Drawing Sheets**



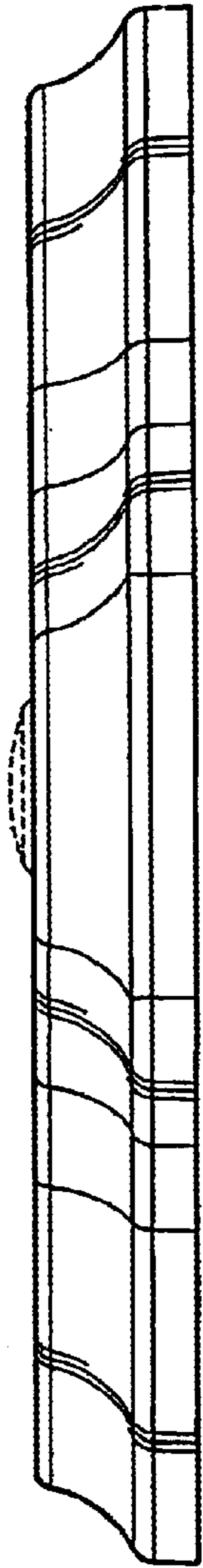


**FIG. 1**

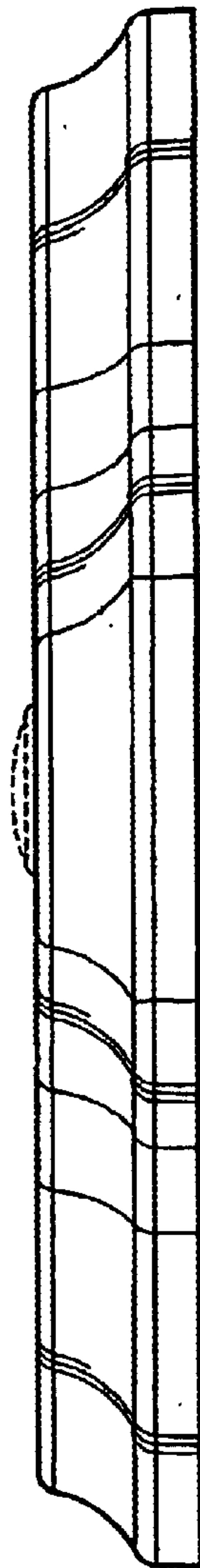


**FIG. 2**

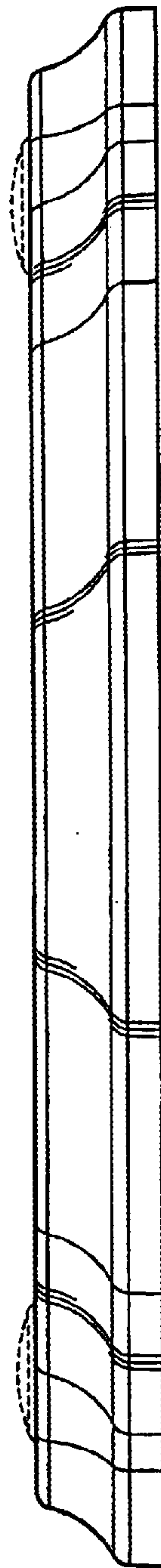




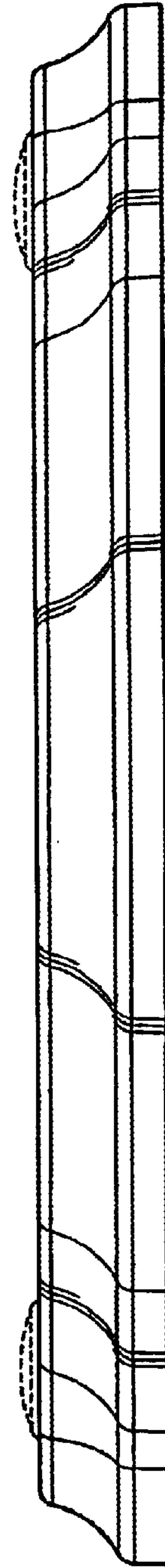
**FIG. 3**



**FIG. 4**



**FIG. 5**



**FIG. 6**

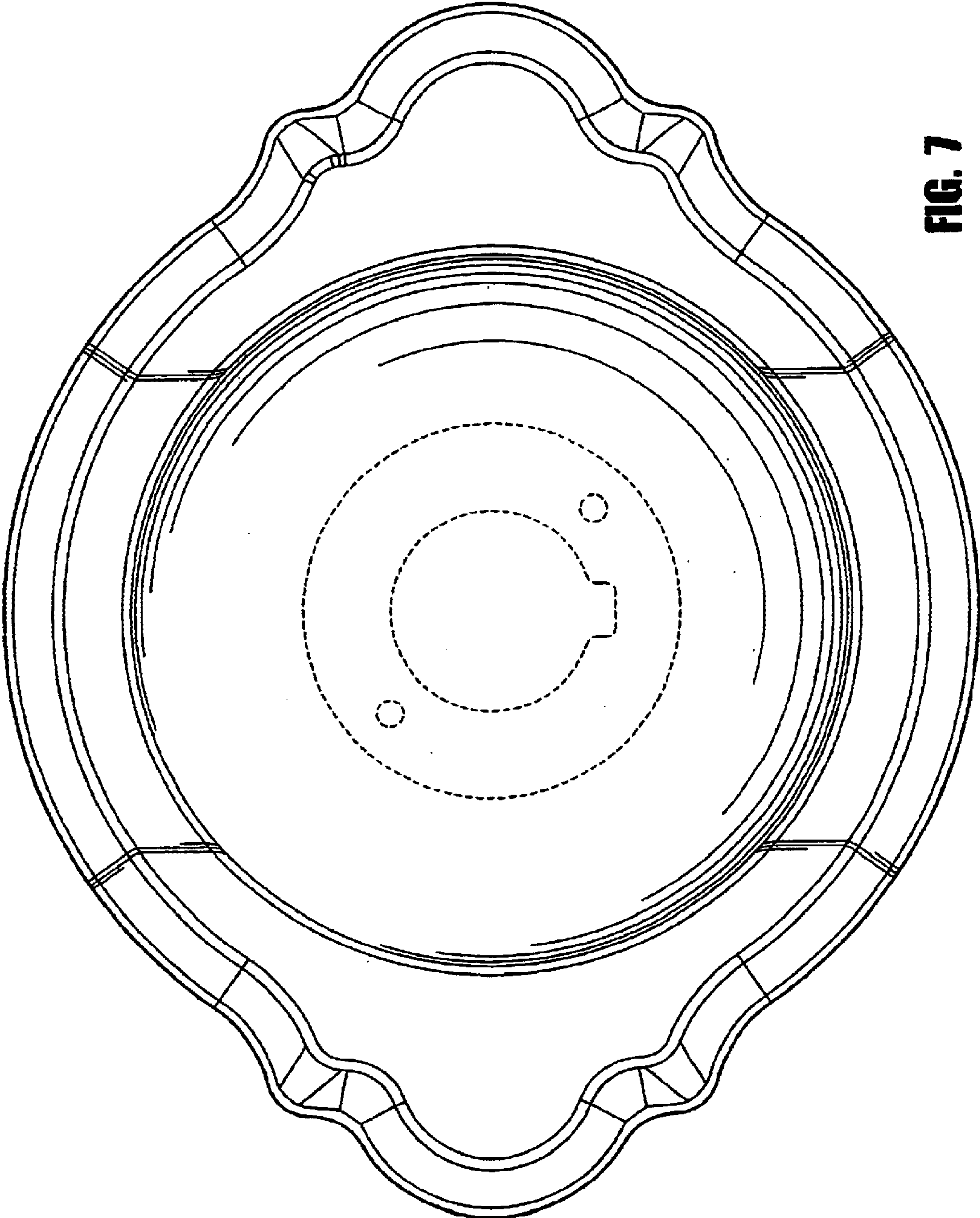


FIG. 7