



US00D534237S

(12) **United States Design Patent** (10) **Patent No.:** **US D534,237 S**
Shelton (45) **Date of Patent:** **** Dec. 26, 2006**

(54) **FISH DESCENDER**

D501,039 S * 1/2005 Duncan D22/144

(76) Inventor: **Billy R. Shelton**, 5279 Salisbury Dr.,
Newark, CA (US) 94560

* cited by examiner

Primary Examiner—Catherine R. Oliver

(**) Term: **14 Years**

(57) **CLAIM**

(21) Appl. No.: **29/242,889**

The ornamental design for the fish descender, as shown and described.

(22) Filed: **Nov. 16, 2005**

DESCRIPTION

(51) **LOC (8) Cl.** **22-05**

(52) **U.S. Cl.** **D22/144**

(58) **Field of Classification Search** D22/144,
D22/134, 199; 43/43.16, 43.13, 43.2, 43.4,
43/43.12, 44.83

See application file for complete search history.

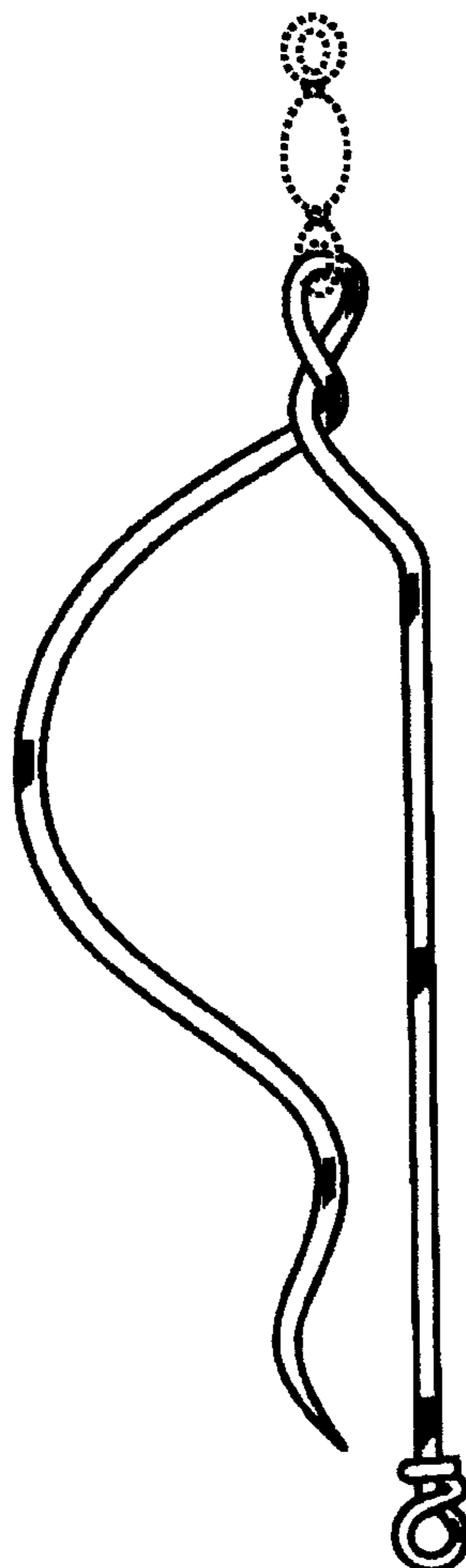
FIG. 1 is a front view of the fish descender thereof;
FIG. 2 is a rear view of the fish descender thereof;
FIG. 3 is a side view of the fish descender thereof;
FIG. 4 is an opposite side view of the fish descender thereof;
FIG. 5 is a bottom end view of the fish descender thereof;
and,
FIG. 6 is a top end view of the fish descender thereof.
Any broken lines in the illustration depict environmental
structure in the drawing and or not part of the design sought
by patent.

(56) **References Cited**

U.S. PATENT DOCUMENTS

4,161,840 A * 7/1979 Kidd 43/43.4

1 Claim, 1 Drawing Sheet



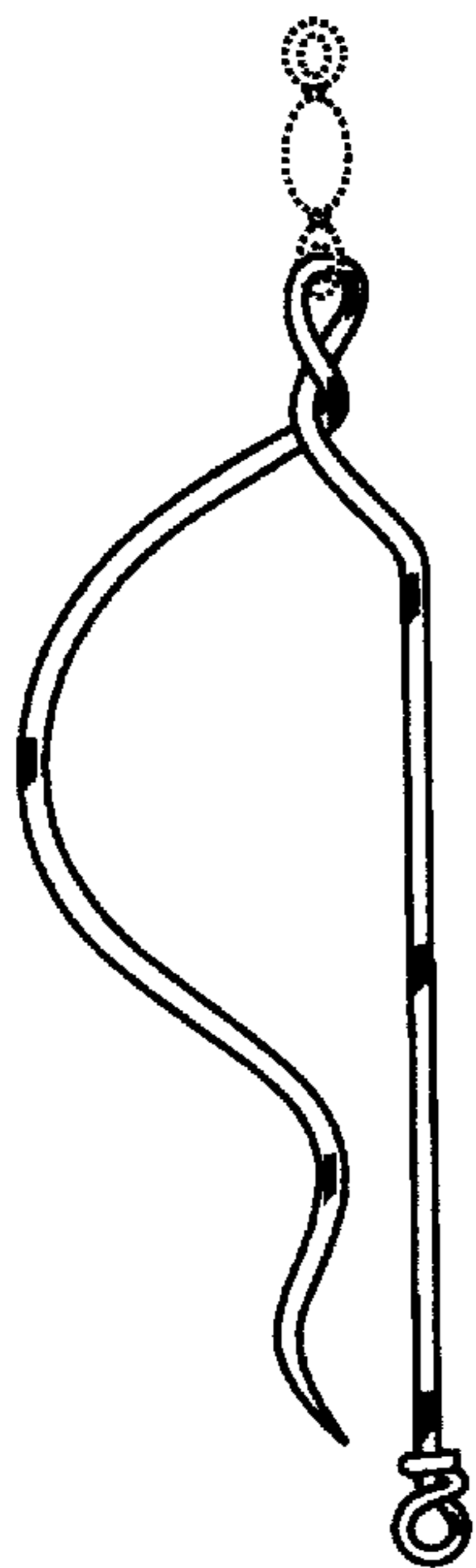


Fig 1

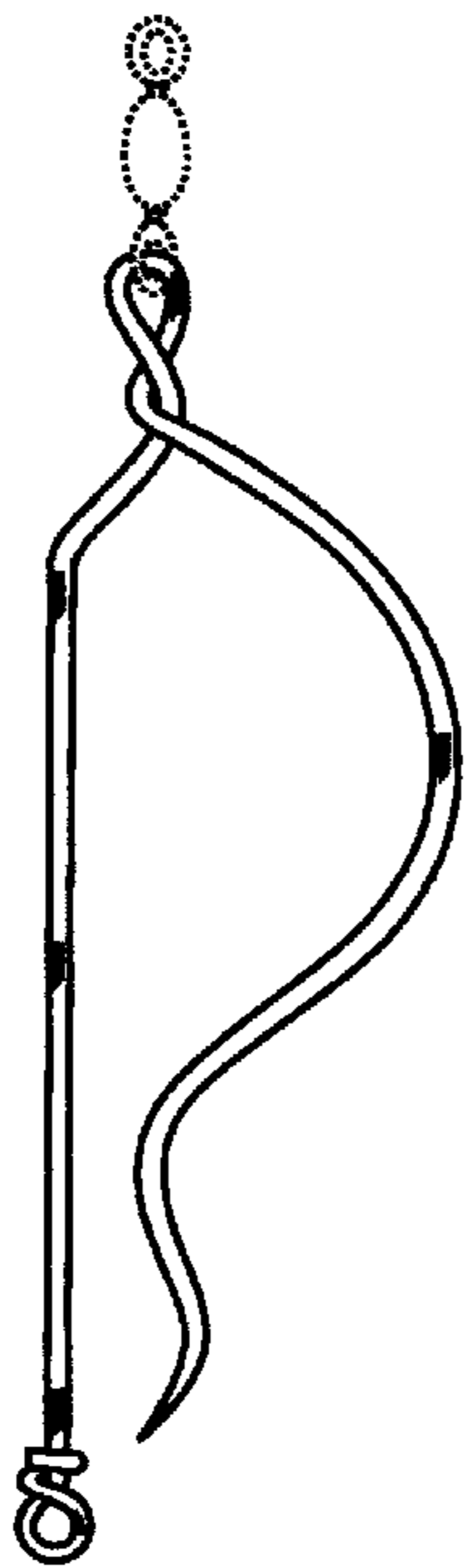


Fig 2



Fig 3



Fig 4



Fig 5



Fig 6