



US00D534232S

(12) **United States Design Patent**
Rathbun

(10) **Patent No.:** **US D534,232 S**

(45) **Date of Patent:** **** Dec. 26, 2006**

(54) **HOME PLATE**

(76) Inventor: **William J. Rathbun**, 5433 Willow
Bridge La., Fuquay-Varina, NC (US)
27526

(**) Term: **14 Years**

(21) Appl. No.: **29/262,560**

(22) Filed: **Jul. 5, 2006**

Related U.S. Application Data

(60) Division of application No. 29/230,096, filed on May 17,
2005, which is a continuation-in-part of application No.
10/216,690, filed on Aug. 12, 2002, now Pat. No. 6,893,365.

(51) **LOC (8) Cl.** **21-02**

(52) **U.S. Cl.** **D21/780**

(58) **Field of Classification Search** D21/698,
D21/699, 706, 715, 717, 719, 780, 686, 687,
D21/694, 695, 797, 798, 803, 804, 809; D10/46.1,
D10/71, 72; D6/502, 585, 595, 596, 601,
D6/610, 611; 473/415-417, 451-456, 468,
473/476, 490, 499, 500, 501

See application file for complete search history.

(56) **References Cited**

U.S. PATENT DOCUMENTS

3,668,781 A	6/1972	Teter	33/1
3,971,558 A	7/1976	Gardetto	273/25
4,160,324 A	7/1979	Dunn	33/137 R
4,227,691 A	10/1980	Lefebvre et al.	473/417
4,267,637 A	5/1981	Paull	33/1 G
4,381,607 A	5/1983	Place	33/1 G
4,778,177 A	* 10/1988	Taksony	473/451
4,830,371 A	5/1989	Lay	473/423
4,880,232 A	11/1989	Lang	273/32 B
4,978,121 A	12/1990	Larkey	273/26 A
5,371,949 A	12/1994	Delaurier	33/1 G
5,401,016 A	3/1995	Heglund et al.	473/476

5,556,090 A	9/1996	Coleman	273/25
5,613,678 A	3/1997	McKee et al.	473/397
5,642,880 A	7/1997	Wiseman et al.	473/417
5,657,984 A	8/1997	Leo	124/20.1
5,676,607 A	* 10/1997	Stumpf	473/455
5,772,536 A	6/1998	Wang	473/417
5,795,250 A	* 8/1998	Cripe	473/426
5,803,841 A	9/1998	Daskoski	473/454
5,916,045 A	* 6/1999	Busch	473/417
6,026,585 A	2/2000	Li	33/767
D451,159 S	11/2001	Rojas et al.	D21/680
6,413,175 B1	7/2002	Mooney, Jr.	473/417
6,430,819 B1	8/2002	Aldstadt et al.	33/1 G
6,440,004 B1	8/2002	Rodriguez	473/218
D479,290 S	9/2003	DeChenne	D21/717
6,893,365 B1	5/2005	Rathbun et al.	473/500
2003/0032506 A1	2/2003	Chi	473/417

* cited by examiner

Primary Examiner—Catherine Tuttle

(74) *Attorney, Agent, or Firm*—Withrow & Terranova,
PLLC

(57) **CLAIM**

The ornamental design for a home plate, as shown and
described.

DESCRIPTION

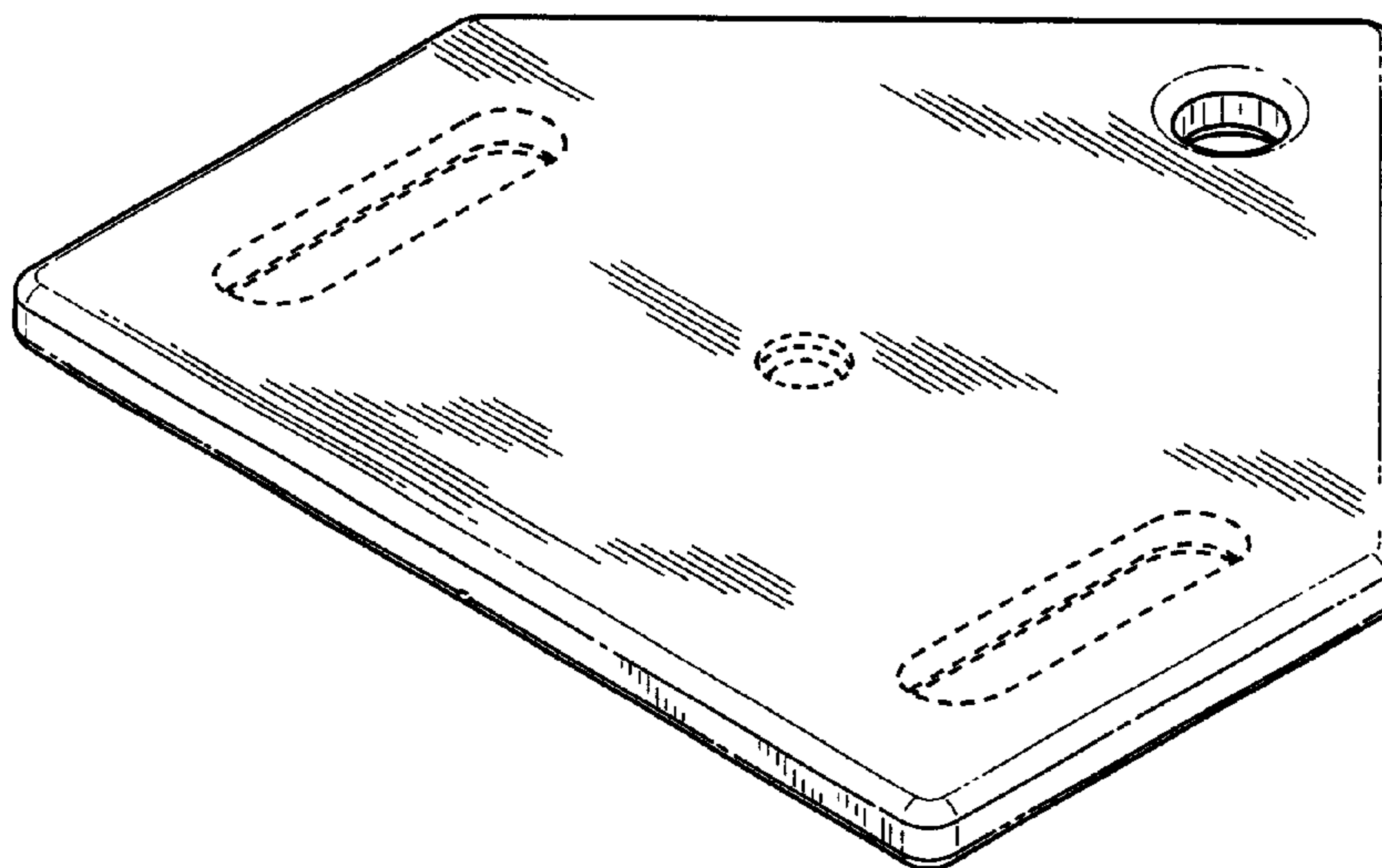
The present application is also related to U.S. Patent Appli-
cation Ser. No. 11/129,826, filed May 16, 2005, entitled
Method for Using a Home Plate Tape Measure, now aban-
doned.

FIG. 1 is a back top perspective view of a third embodiment
of the home plate showing my new design.

FIG. 2 is a front bottom perspective view of the home plate
of FIG. 1.

FIG. 3 is a top plan view of the home plate of FIG. 1; and,
FIG. 4 is a bottom plan view of the home plate of FIG. 1.
The broken lines in the drawings are for illustrative purposes
only, and do not form part of the claimed design.

1 Claim, 3 Drawing Sheets



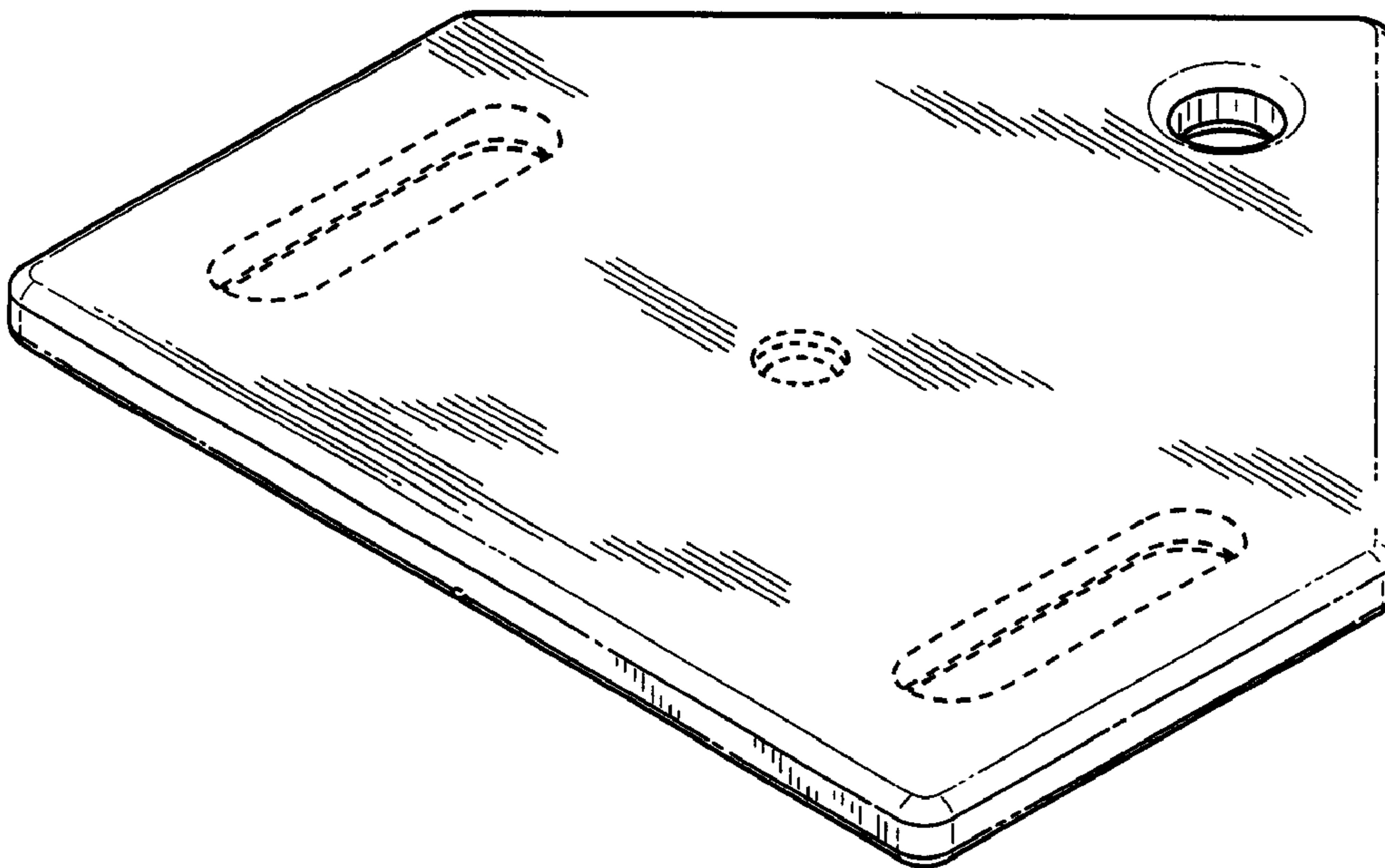


FIG. 1

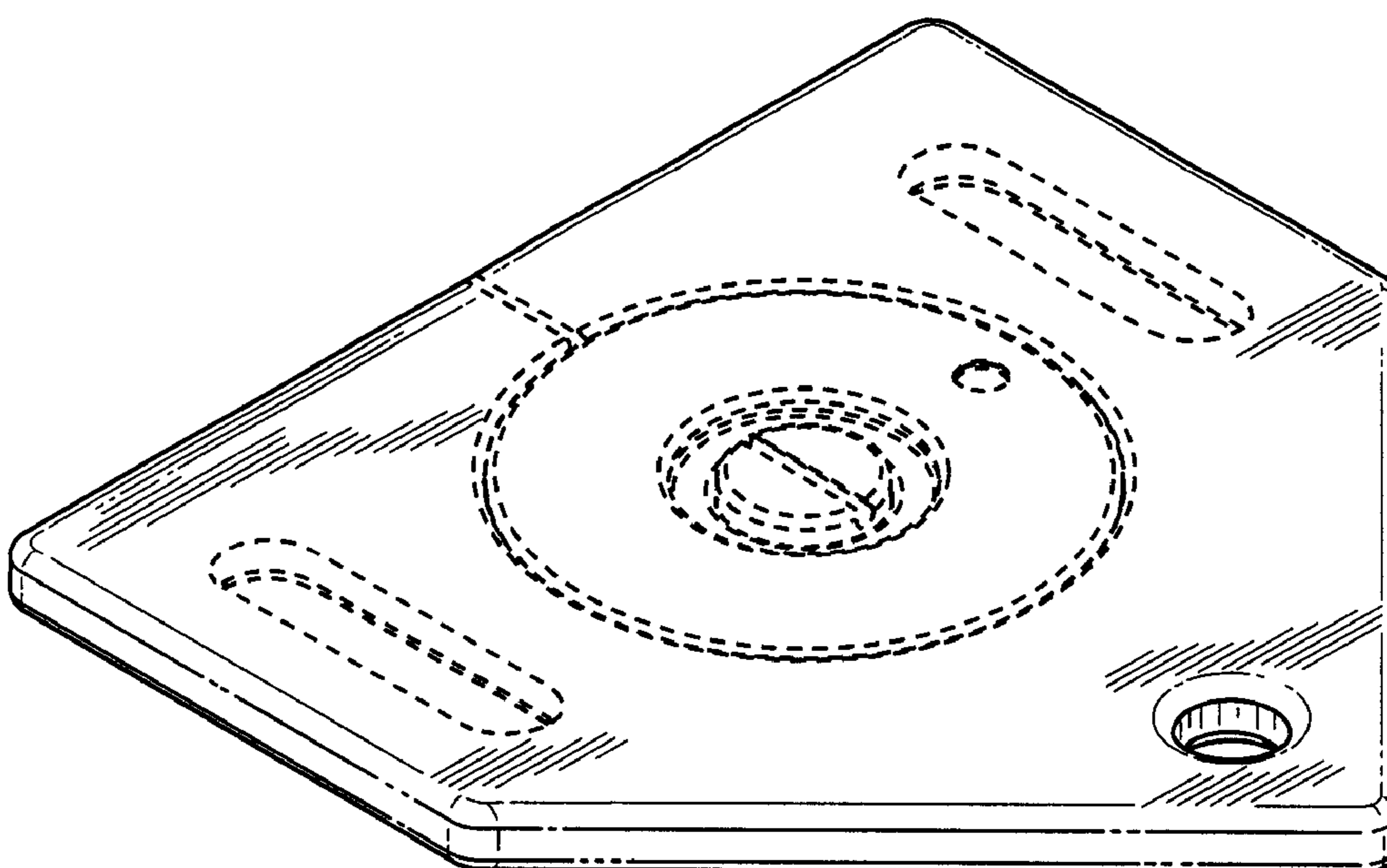


FIG. 2

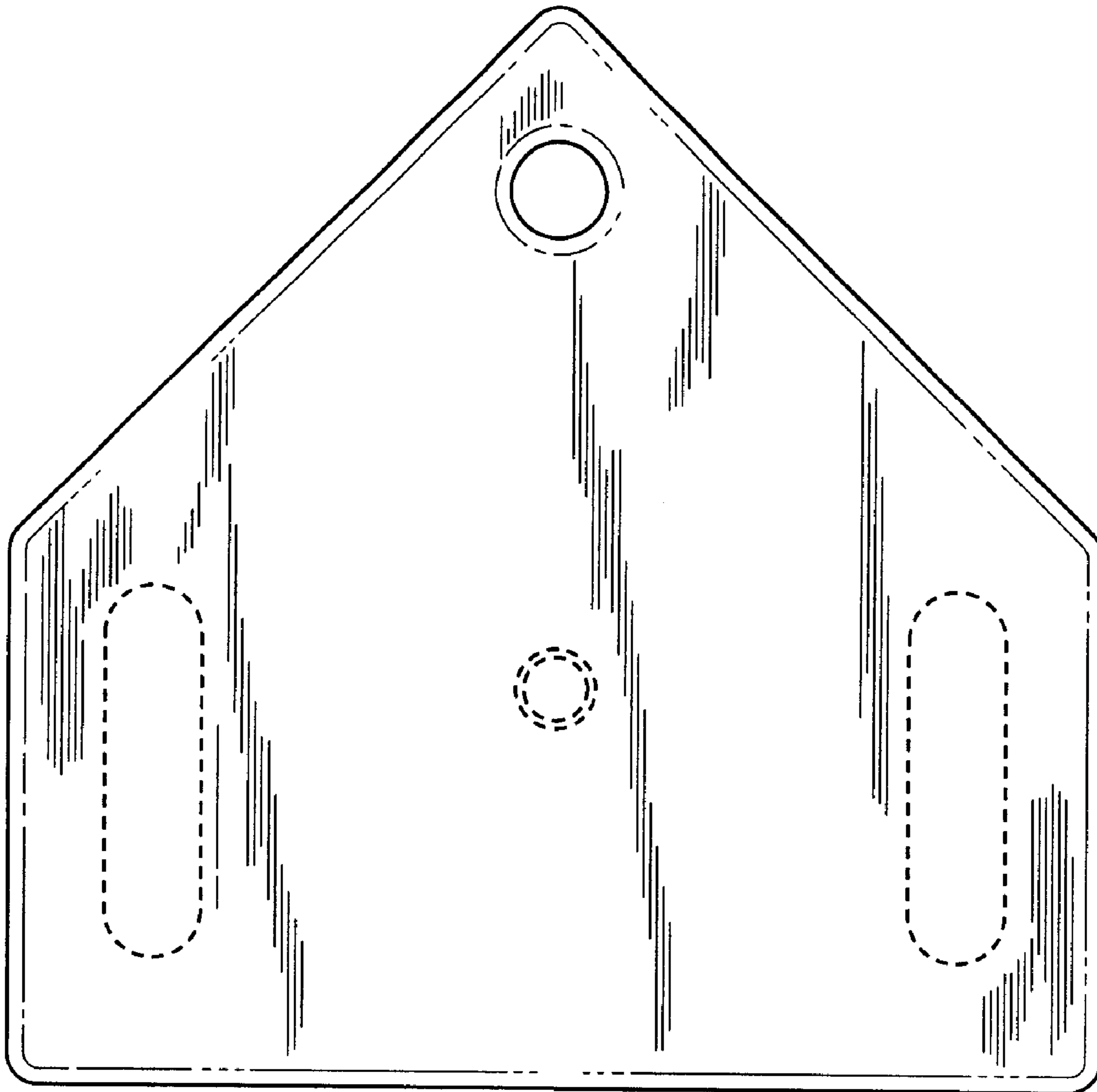


FIG. 3

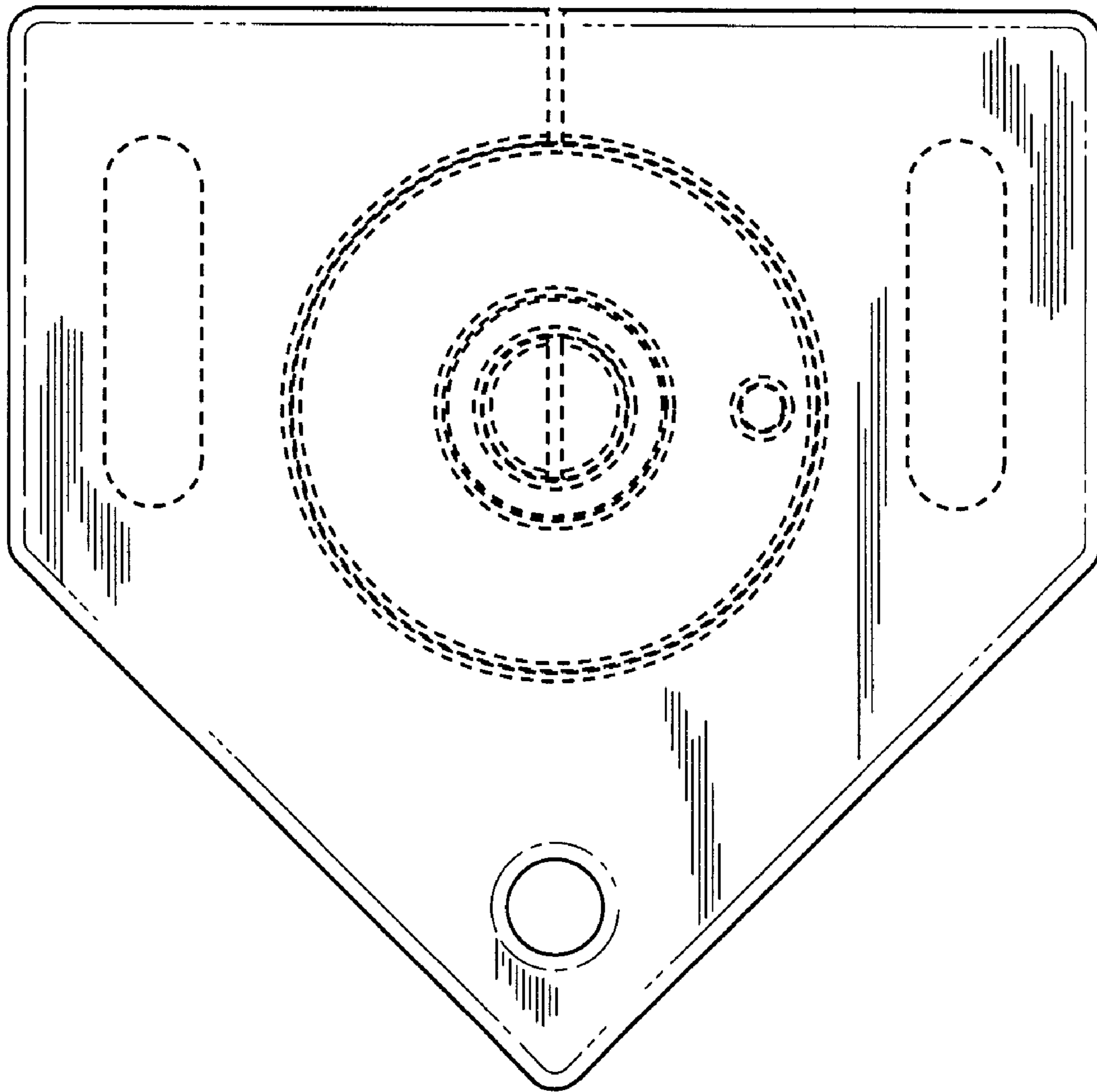


FIG. 4