



US00D534218S

(12) **United States Design Patent** (10) **Patent No.:** **US D534,218 S**
Krikorian et al. (45) **Date of Patent:** **** Dec. 26, 2006**

(54) **SIGN**

(75) Inventors: **Rand Jay Krikorian**, Brentwood, TN (US); **David Clay McFerrin**, Sparta, TN (US)

(73) Assignee: **IDG, LLC**, Cookeville, TN (US)

(**) Term: **14 Years**

(21) Appl. No.: **29/254,865**

(22) Filed: **Mar. 1, 2006**

(51) **LOC (8) Cl.** **20-03**

(52) **U.S. Cl.** **D20/18; D20/42**

(58) **Field of Classification Search** D20/10,
D20/11, 18, 19, 20, 21, 22, 27, 28, 42, 99;
D10/102; D18/10; D19/59, 64; 40/491, 492;
434/344

See application file for complete search history.

(56) **References Cited**

U.S. PATENT DOCUMENTS

D102,280 S	*	12/1936	Jones	D20/10
D131,277 S	*	2/1942	Spowers	D20/18
D162,637 S		11/1949	Ernst		
D166,335 S	*	4/1952	Morgan	D20/10
D258,829 S	*	4/1981	Silverman	D20/10
D292,996 S	*	12/1987	Gibb	D20/42
4,852,285 A		8/1989	Kimoto		
D366,107 S	*	1/1996	Shaffer	D23/366
5,493,804 A		2/1996	Lo et al.		
5,533,286 A		7/1996	Fallon et al.		
5,579,598 A		12/1996	Fallon		
D432,584 S	*	10/2000	Wakatake et al.	D20/42
D436,135 S	*	1/2001	Emert	D20/10
D456,850 S	*	5/2002	Fallon	D20/10
D460,490 S	*	7/2002	Fallon	D20/10
D461,846 S	*	8/2002	Fallon	D20/10
D433,453 S		11/2002	Fallon		
D477,032 S	*	7/2003	Fallon	D20/10
D484,916 S	*	1/2004	Fallon	D20/10

OTHER PUBLICATIONS

Zeon Corporation, Open Signs, Sign Specs, webpage images from <http://store.yahoo.com/zeonsigns/opensigns.html>, (date unknown, prior to print date May 14, 2004).

Everything-Neon-.com, Neon Open Signs, webpage images from <http://store.everything-neon.com/neonopensigns.html>, (date unknown, prior to print date May 14, 2004).

Open Neon Sign, Neon Signs & More, webpage images from www.neon-signage.com/catalog/open_neon_sign_1618348.htm, 2003.

Open Neon Sign, Neon Signs & More, webpage images from www.neon-signage.com/catalog/open_neon_sign_1618468.htm, 2003.

Neon Open Signs, Neon Signs & More, webpage images from www.neon-signage.com/neon_open_signs.htm, 2003.

* cited by examiner

Primary Examiner—Robert M. Spear

(74) *Attorney, Agent, or Firm*—Baker, Donelson, Bearman, Caldwell & Berkowitz, PC

(57) **CLAIM**

The ornamental design for sign, as shown and described.

DESCRIPTION

FIG. 1 is a perspective view showing our new design for a sign;

FIG. 2 is a front elevational view thereof showing an environment thereof;

FIG. 3 is a front elevational view thereof;

FIG. 4 is a back elevational view thereof;

FIG. 5 is a right elevational view thereof;

FIG. 6 is a left elevational view thereof;

FIG. 7 is a top plan view thereof; and,

FIG. 8 is a bottom plan view thereof.

The phantom lines in FIG. 2 illustrate an environment of our sign, and form no part of the claimed design.

1 Claim, 4 Drawing Sheets




Fig. 1




Fig. 2

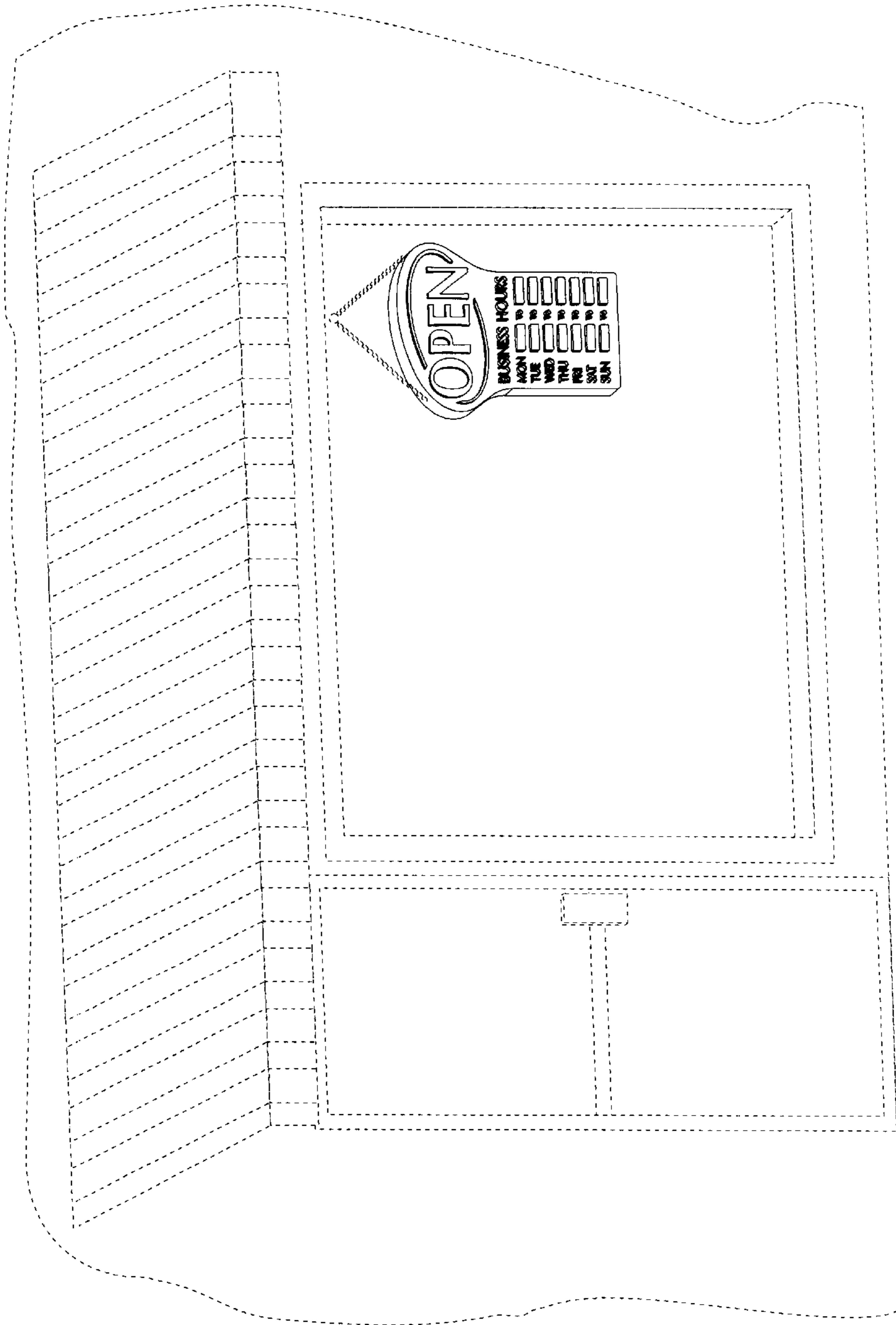


Fig. 4

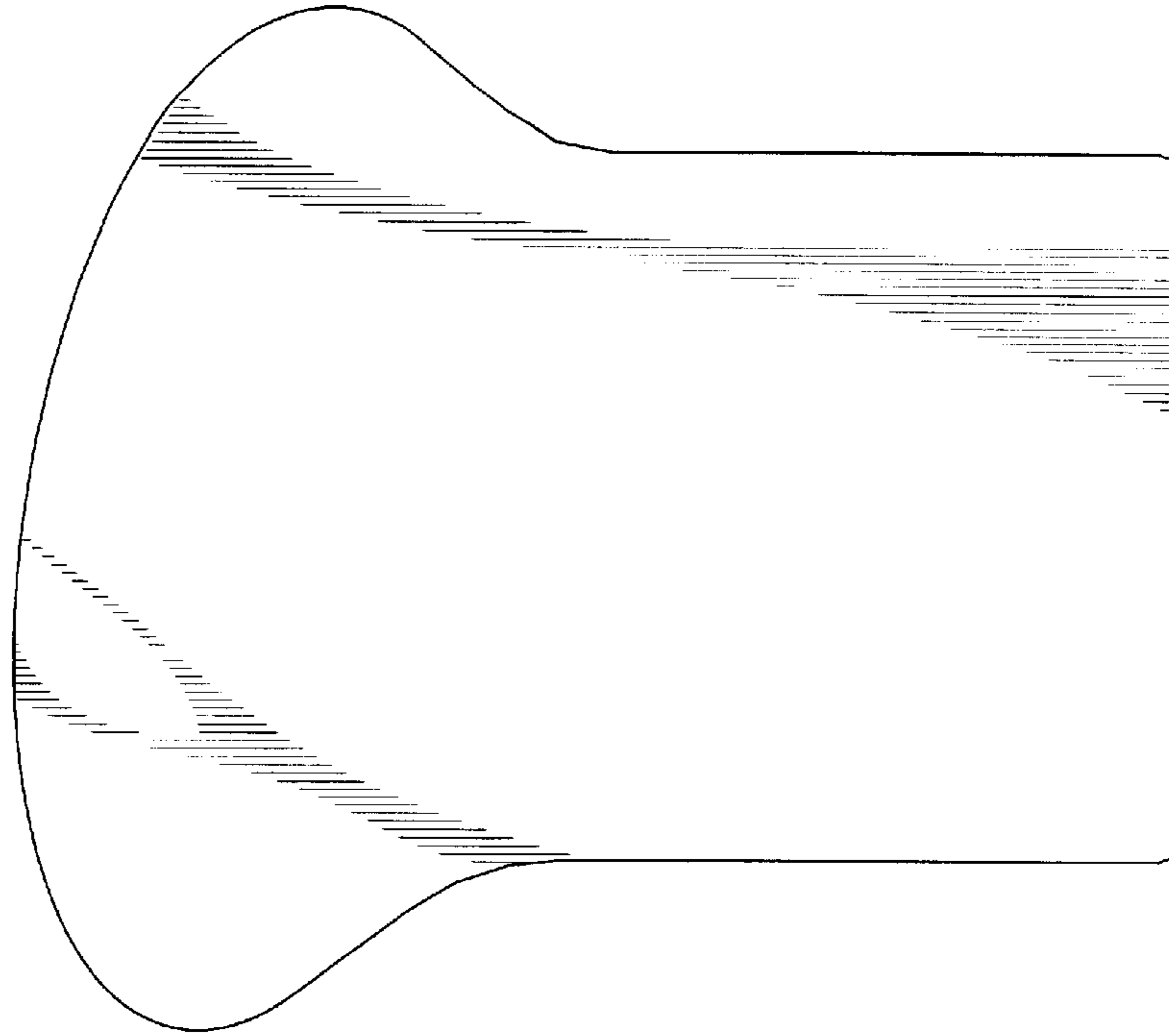


Fig. 3

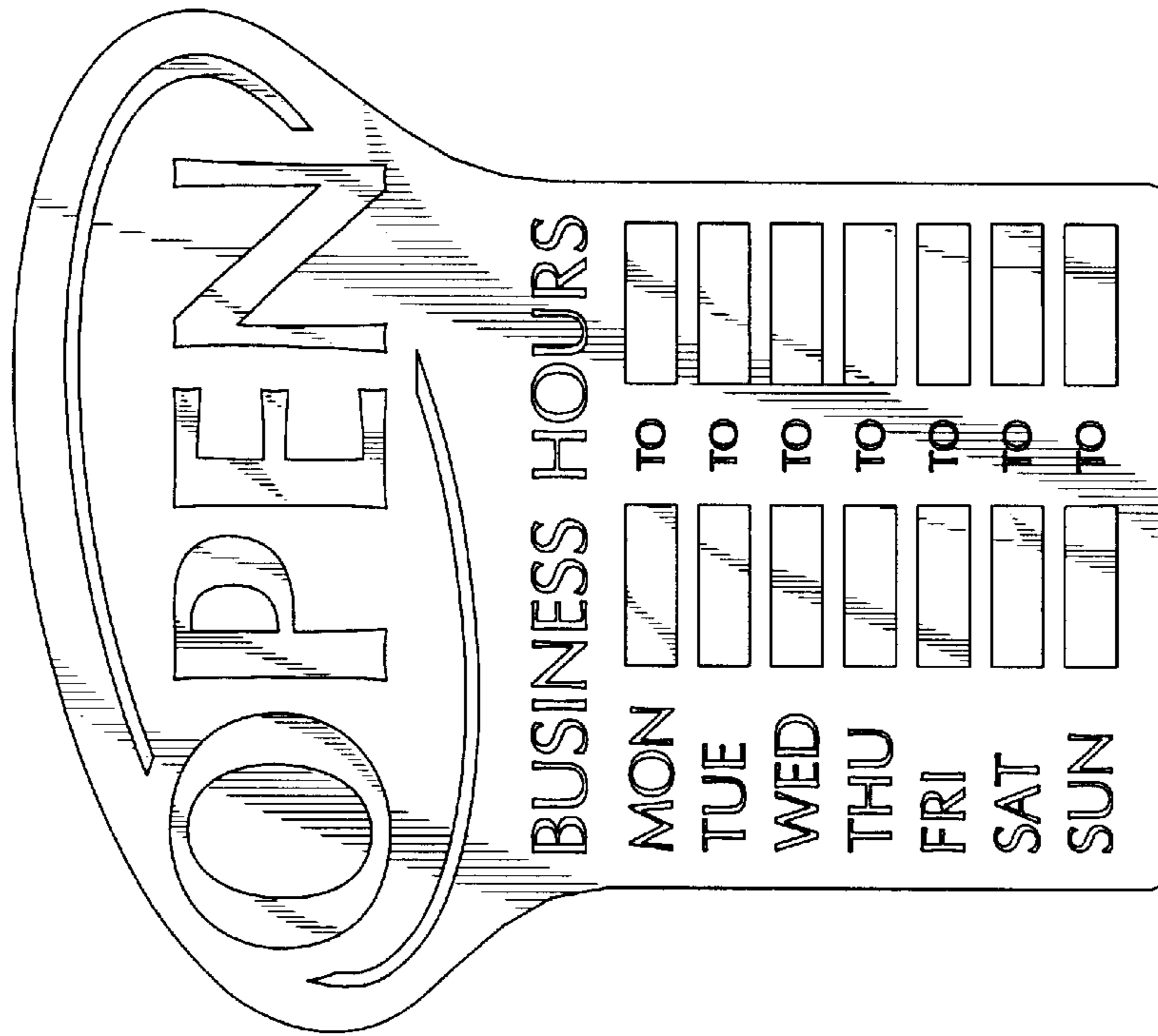


Fig. 5

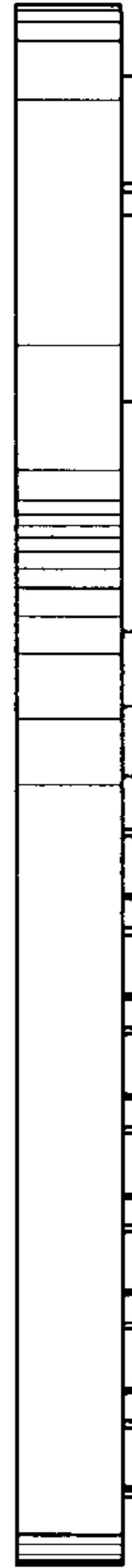


Fig. 6

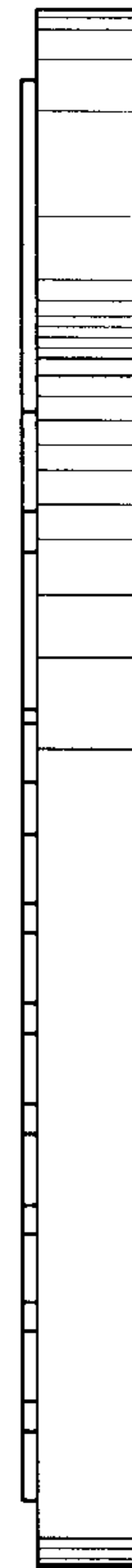


Fig. 7




Fig. 8

