



US00D534213S

(12) **United States Design Patent**
Hageman et al.

(10) **Patent No.:** **US D534,213 S**

(45) **Date of Patent:** **** Dec. 26, 2006**

(54) **WRITING INSTRUMENT**

(75) Inventors: **Christopher Hageman**, Glastonbury, CT (US); **James T. Sener**, Glastonbury, CT (US)

(73) Assignee: **Pentel of America, Ltd.**, Torrance, CA (US)

(**) Term: **14 Years**

(21) Appl. No.: **29/224,782**

(22) Filed: **Mar. 7, 2005**

(51) **LOC (8) Cl.** **19-06**

(52) **U.S. Cl.** **D19/47**

(58) **Field of Classification Search** D19/36,
D19/37, 41-51, 54-57; 24/11 R, 11 F, 11 P;
401/52, 99, 100, 104, 105, 106, 107, 108,
401/109, 192, 195

See application file for complete search history.

(56) **References Cited**

U.S. PATENT DOCUMENTS

D417,699 S * 12/1999 Izushima D19/48
D436,996 S * 1/2001 Izushima D19/47

D472,574 S * 4/2003 Andrews et al. D19/43
D480,757 S * 10/2003 Kennedy D19/54
D486,182 S * 2/2004 Sener et al. D19/55
D486,857 S * 2/2004 Sener et al. D19/51
D506,502 S * 6/2005 Qiu D19/48
D512,741 S * 12/2005 Cetera D19/47
D520,059 S * 5/2006 Shibata D19/47

* cited by examiner

Primary Examiner—Elizabeth A. Albert

(74) *Attorney, Agent, or Firm*—Adams & Wilks

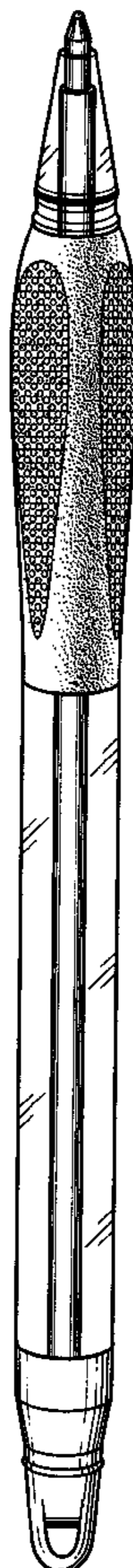
(57) **CLAIM**

The ornamental design for a writing instrument, as shown and described.

DESCRIPTION

FIG. 1 is a front, right perspective view of a writing instrument showing our new design; FIG. 2 is a front elevational view thereof; FIG. 3 is a right side elevational view thereof; FIG. 4 is a rear elevational view thereof; FIG. 5 is a left side elevational view thereof; FIG. 6 is a top plan view thereof; and, FIG. 7 is a bottom plan view thereof.

1 Claim, 4 Drawing Sheets



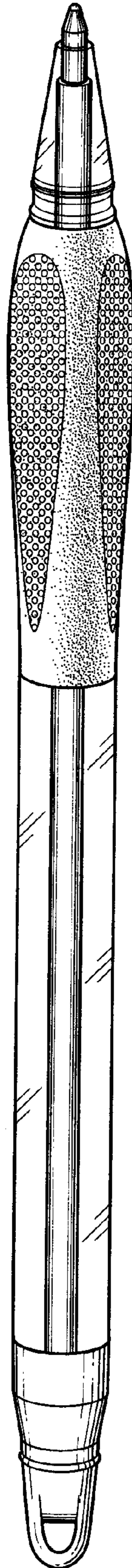


FIG. 1

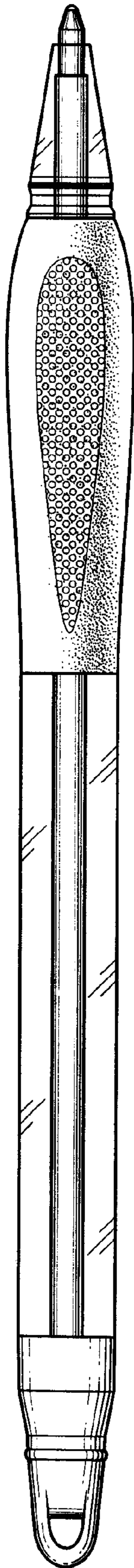


FIG. 2

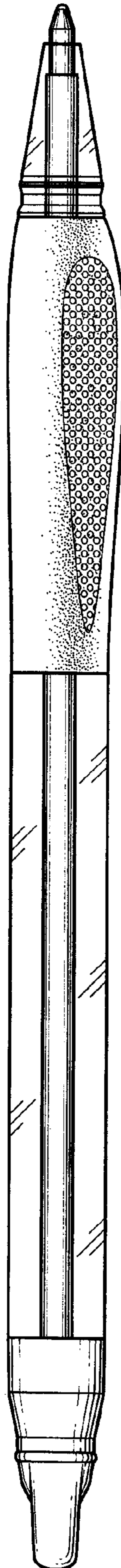


FIG. 3

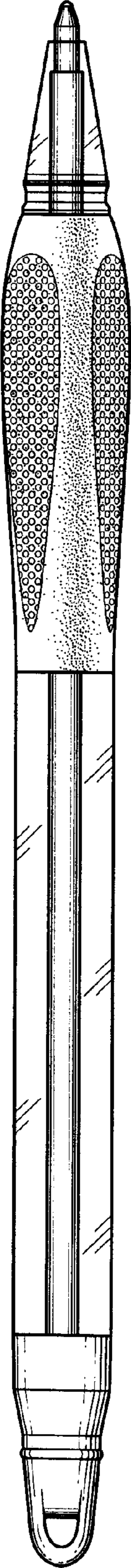


FIG. 4

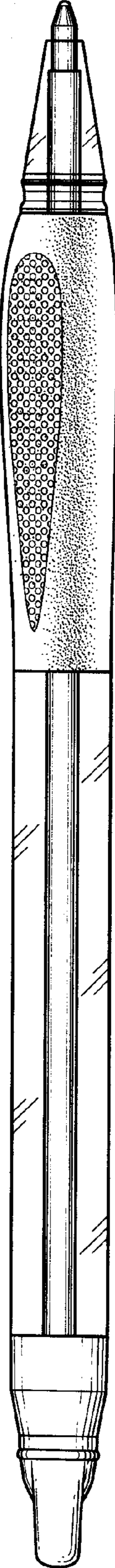


FIG. 5

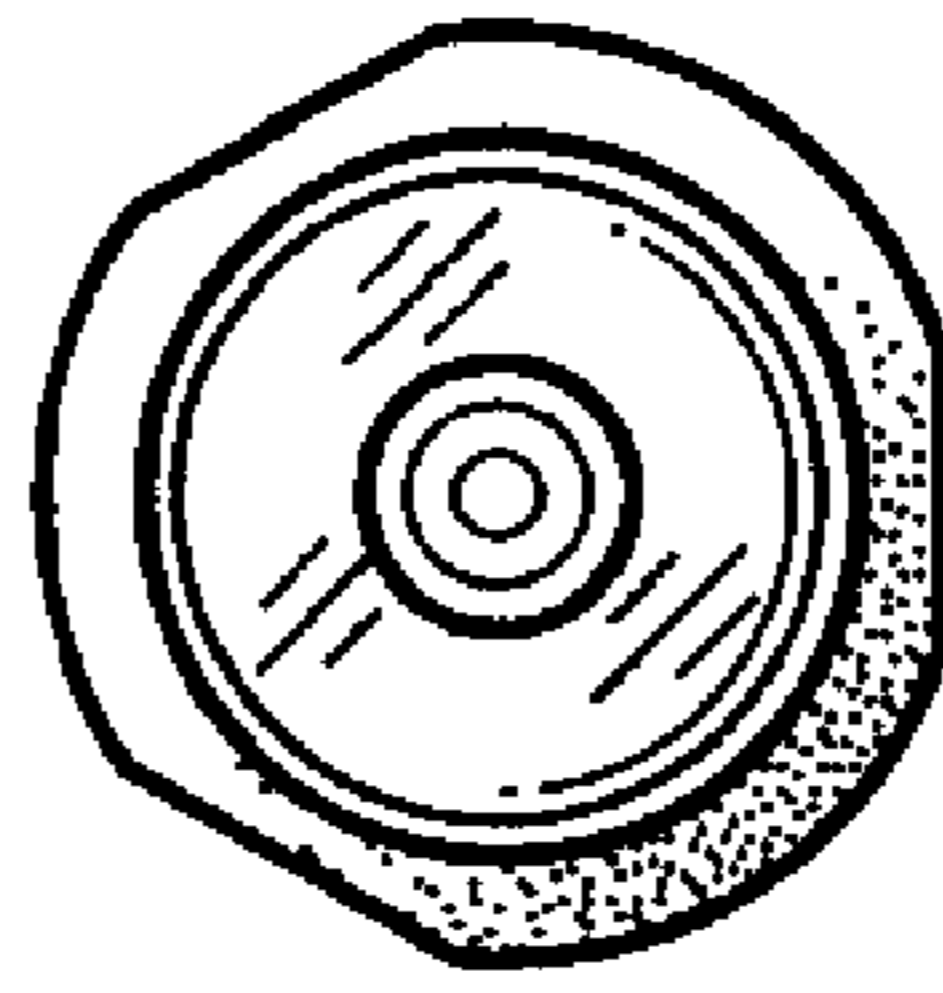


FIG. 6

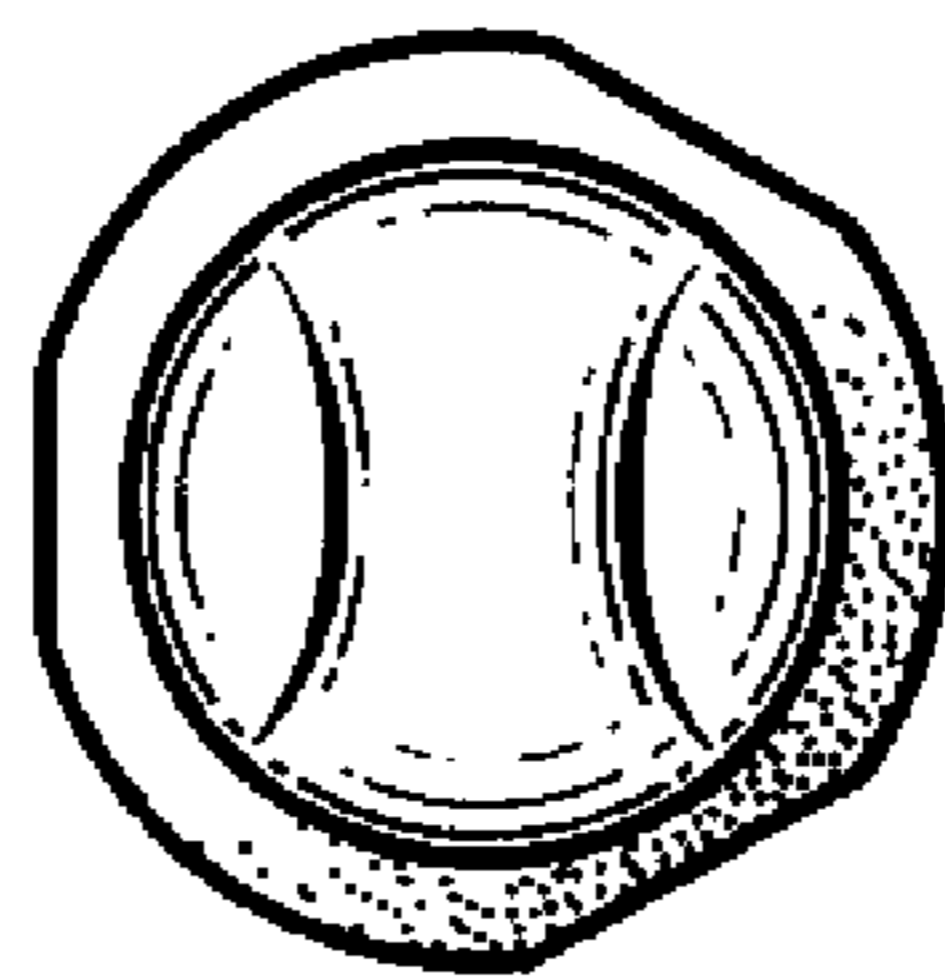


FIG. 7