



US00D534211S

(12) **United States Design Patent**
Kent et al.

(10) **Patent No.:** **US D534,211 S**

(45) **Date of Patent:** **** Dec. 26, 2006**

(54) **MARKER HANDLE AND CAP**

(75) Inventors: **Michael Kent**, Cumberland, RI (US);
William D. Hester, Meriden, CT (US);
Gregory Hoffmann, Redding, CT (US)

(73) Assignee: **Staples The Office Superstore LLC**,
Framingham, MA (US)

(**) Term: **14 Years**

(21) Appl. No.: **29/220,277**

(22) Filed: **Dec. 28, 2004**

(51) **LOC (8) Cl.** **19-06**

(52) **U.S. Cl.** **D19/43**

(58) **Field of Classification Search** D19/36,
D19/37, 41-51, 54-57; 24/11 R, 11 HC,
24/11 F, 11 P; 401/48, 52, 99, 100, 104-109,
401/143, 148, 192, 195, 196, 198, 199, 202,
401/205, 206, 208, 209, 243, 246, 247
See application file for complete search history.

(56) **References Cited**

U.S. PATENT DOCUMENTS

1,908,384	A	*	5/1933	Stewart	401/192
D205,330	S	*	7/1966	Capezzuto	D19/43
3,776,673	A	*	12/1973	DeGroft	425/125
4,076,428	A	*	2/1978	Otake et al.	401/265
D286,546	S	*	11/1986	Funahashi	D19/43
D295,878	S	*	5/1988	Lovell	D19/43
5,957,603	A	*	9/1999	Bell	401/52
6,048,121	A	*	4/2000	Carver	401/52

6,247,865	B1	*	6/2001	Russell et al.	401/202
D470,887	S	*	2/2003	Okutani	D19/43
6,572,297	B1	*	6/2003	Korper	401/186
D493,832	S	*	8/2004	Hung	D19/43
D497,949	S	*	11/2004	Furlong et al.	D19/43
D508,079	S	*	8/2005	Qiu	D19/43
2004/0213627	A1	*	10/2004	Marschand et al.	401/202

* cited by examiner

Primary Examiner—Elizabeth A. Albert

(74) *Attorney, Agent, or Firm*—Wolf Greenfield & Sacks PC

(57) **CLAIM**

The ornamental design for a marker handle and cap, as shown and described.

DESCRIPTION

FIG. 1 is an exploded front, side, top perspective view of the marker handle and cap showing our new design;

FIG. 2 is a rear, side, top perspective view thereof, in closed condition;

FIG. 3 is a front view thereof;

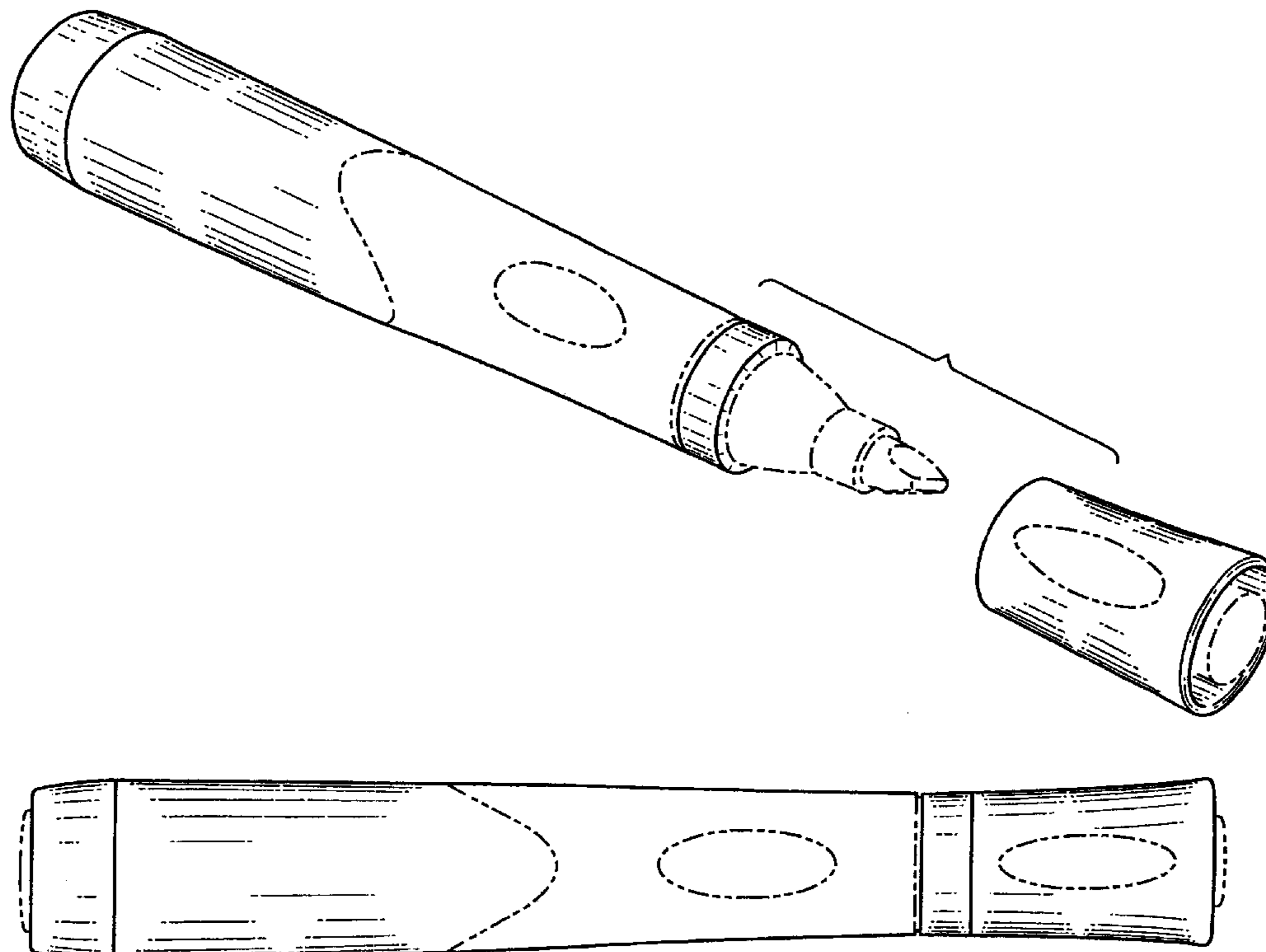
FIG. 4 is a top view thereof, the bottom view thereof being a mirror image thereof;

FIG. 5 is a rear view thereof; and,

FIG. 6 is a left side view thereof, the right side view thereof being a mirror image thereof.

The broken lines showing environment in the drawings are for information purposes only and form no part of the claimed design.

1 Claim, 2 Drawing Sheets



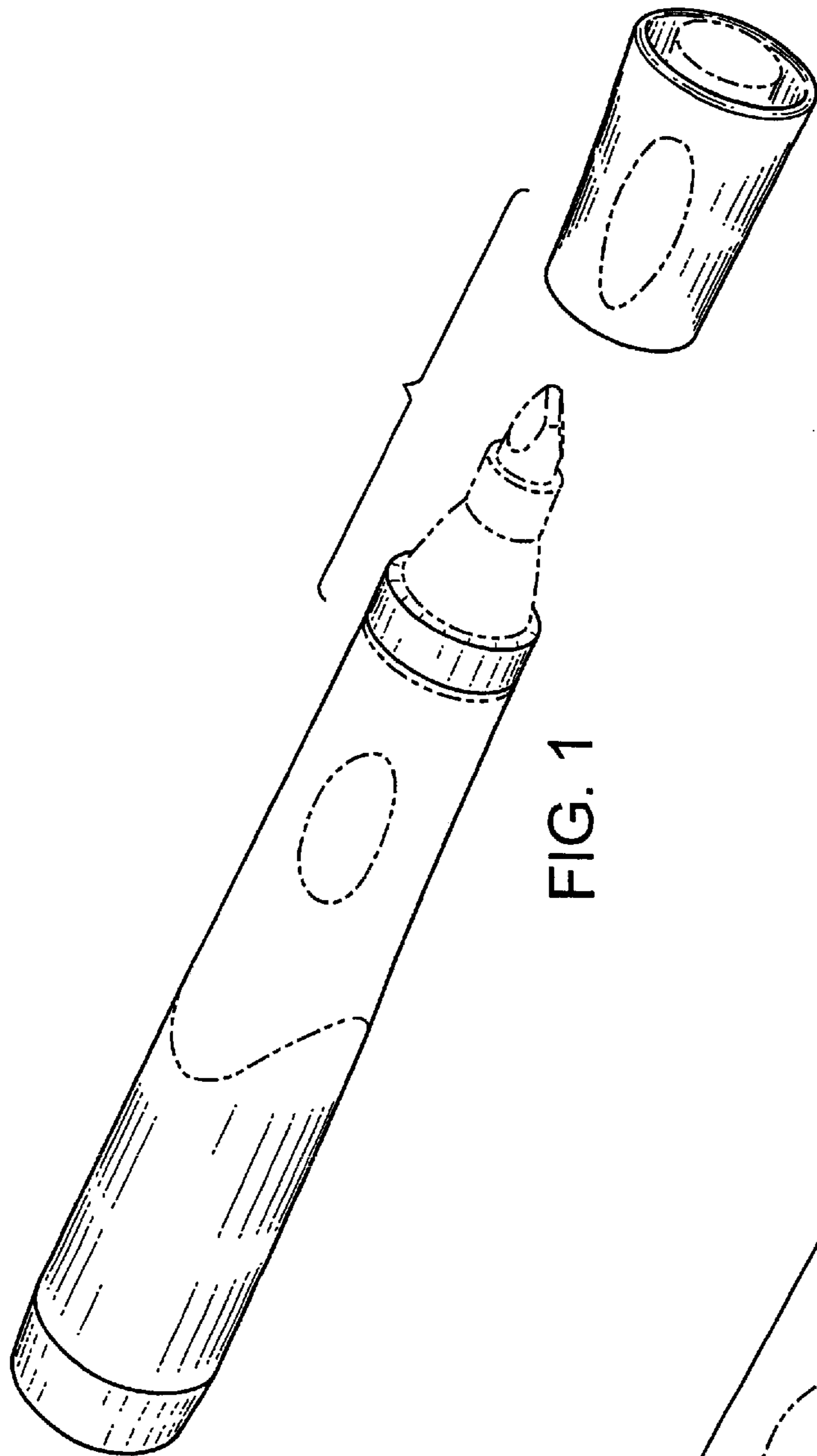


FIG. 1

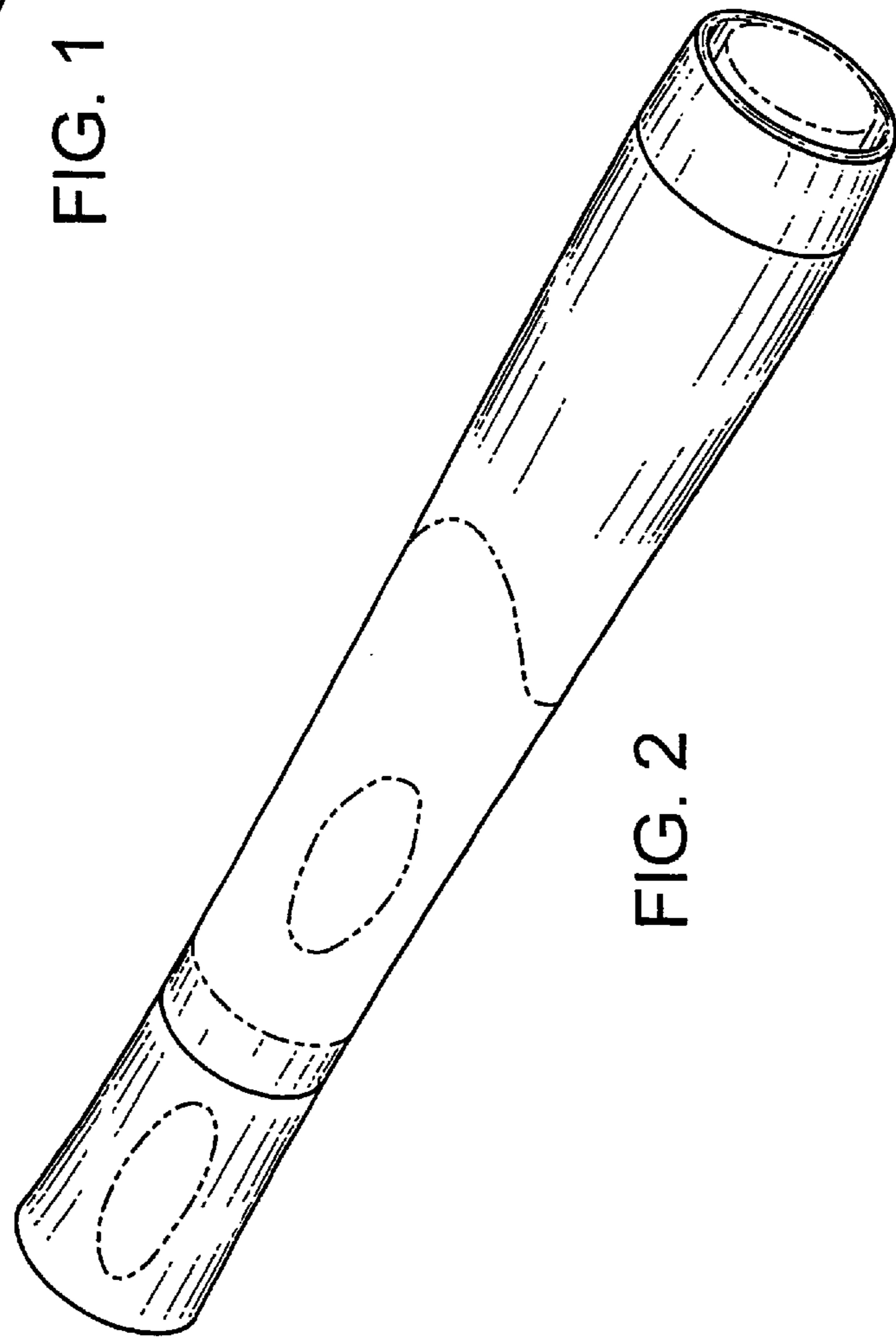


FIG. 2

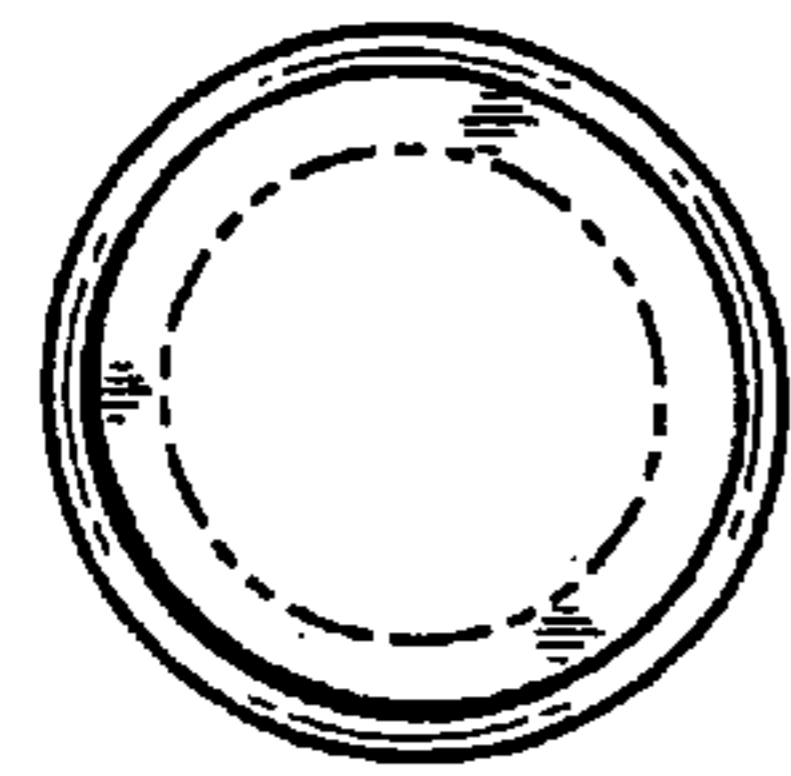


FIG. 3

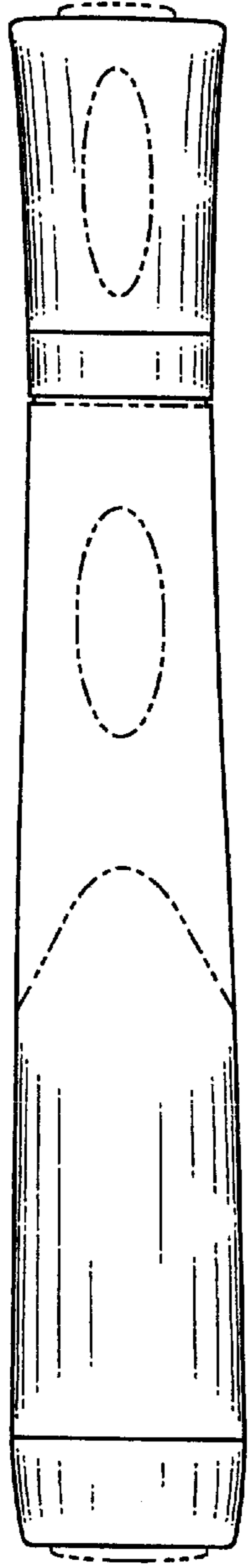


FIG. 4

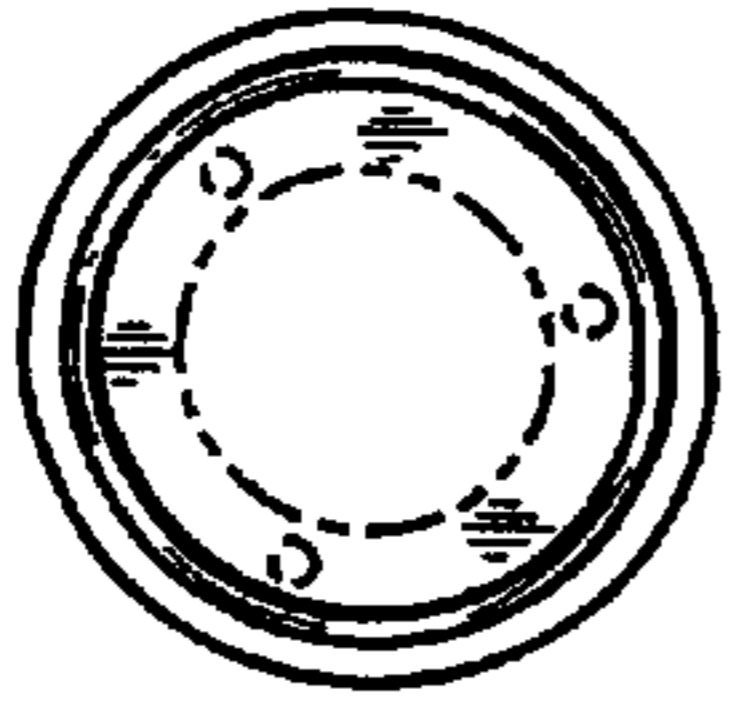


FIG. 5

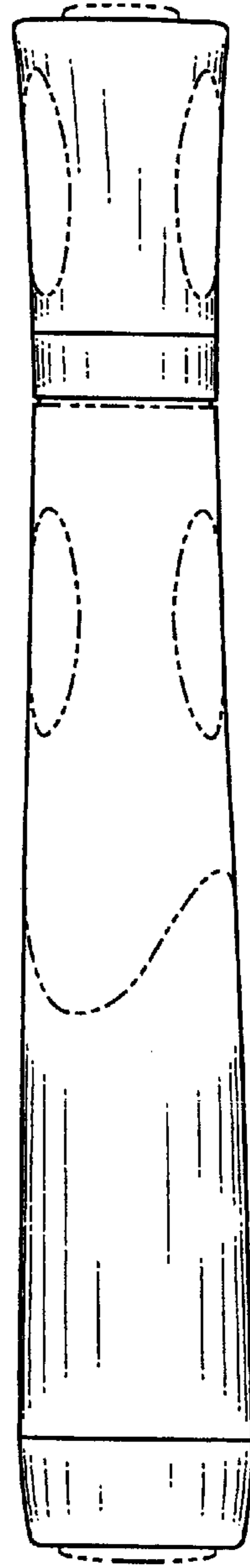


FIG. 6