



US00D534201S

(12) **United States Design Patent**  
**Mouclier**

(10) **Patent No.:** **US D534,201 S**

(45) **Date of Patent:** **\*\* Dec. 26, 2006**

(54) **GLASSES**

(75) Inventor: **Jean Mouclier**, Montmorency (FR)

(73) Assignee: **Cartier International, B.V.**,  
Amsterdam (NL)

(\*\*) Term: **14 Years**

(21) Appl. No.: **29/228,278**

(22) Filed: **Apr. 21, 2005**

(30) **Foreign Application Priority Data**

Oct. 22, 2004 (EM) ..... 000242854-0008

(51) **LOC (8) Cl.** ..... **16-06**

(52) **U.S. Cl.** ..... **D16/335**

(58) **Field of Classification Search** ..... D16/300-330,  
D16/101, 332-338; D29/109-110; D24/110.2;  
351/41, 44, 51-52, 62, 158, 92, 103-111,  
351/130, 61, 114-119, 121-123; 2/426-432,  
2/448, 436, 441, 447, 434-437

See application file for complete search history.

(56) **References Cited**

**U.S. PATENT DOCUMENTS**

1,845,582 A \* 2/1932 Courtright ..... 351/121  
D217,393 S \* 4/1970 Simon ..... D16/321  
D268,271 S 3/1983 Kanoui  
D272,451 S 1/1984 Kanoui  
D272,452 S 1/1984 Kanoui  
D274,534 S 7/1984 Kanoui  
D275,204 S 8/1984 Kanoui  
D282,079 S \* 1/1986 Zalloni ..... D16/321  
D292,983 S 12/1987 Kanoui

D293,251 S 12/1987 Kanoui  
D294,035 S 2/1988 Kanoui  
D294,593 S 3/1988 Kanoui  
D294,594 S 3/1988 Kanoui  
D294,595 S 3/1988 Kanoui  
D326,673 S 6/1992 Perrin  
D346,812 S \* 5/1994 Luzlbauer ..... D16/321  
D386,512 S 11/1997 Perrin et al.  
D395,442 S \* 6/1998 Simioni ..... D16/327  
D397,714 S \* 9/1998 Simioni ..... D16/327  
D425,927 S \* 5/2000 Wang ..... D16/326  
D433,699 S \* 11/2000 Lepeu et al. .... D16/328  
D434,790 S \* 12/2000 Lepeu et al. .... D16/328  
D453,993 S 3/2002 Diltoer  
6,969,173 B1 \* 11/2005 Ku ..... 351/121

**OTHER PUBLICATIONS**

Fendi catalog, p. 12, 1997.\*  
Bloomingdale's, p. 29, 2003.\*  
Neostyle Eyewear, p. 4, 2000.\*  
2001 Carter Catalog.

\* cited by examiner

*Primary Examiner*—Raphael Barkai  
(74) *Attorney, Agent, or Firm*—Kalow & Springut LLP

(57) **CLAIM**

The ornamental design for glasses, as shown and described.

**DESCRIPTION**

FIG. 1 is a perspective view of the glasses; and,  
FIG. 2 is a side view of the glasses.  
The broken lines of the figures are for illustrative purposes  
only and form no part of the claimed design.

**1 Claim, 1 Drawing Sheet**

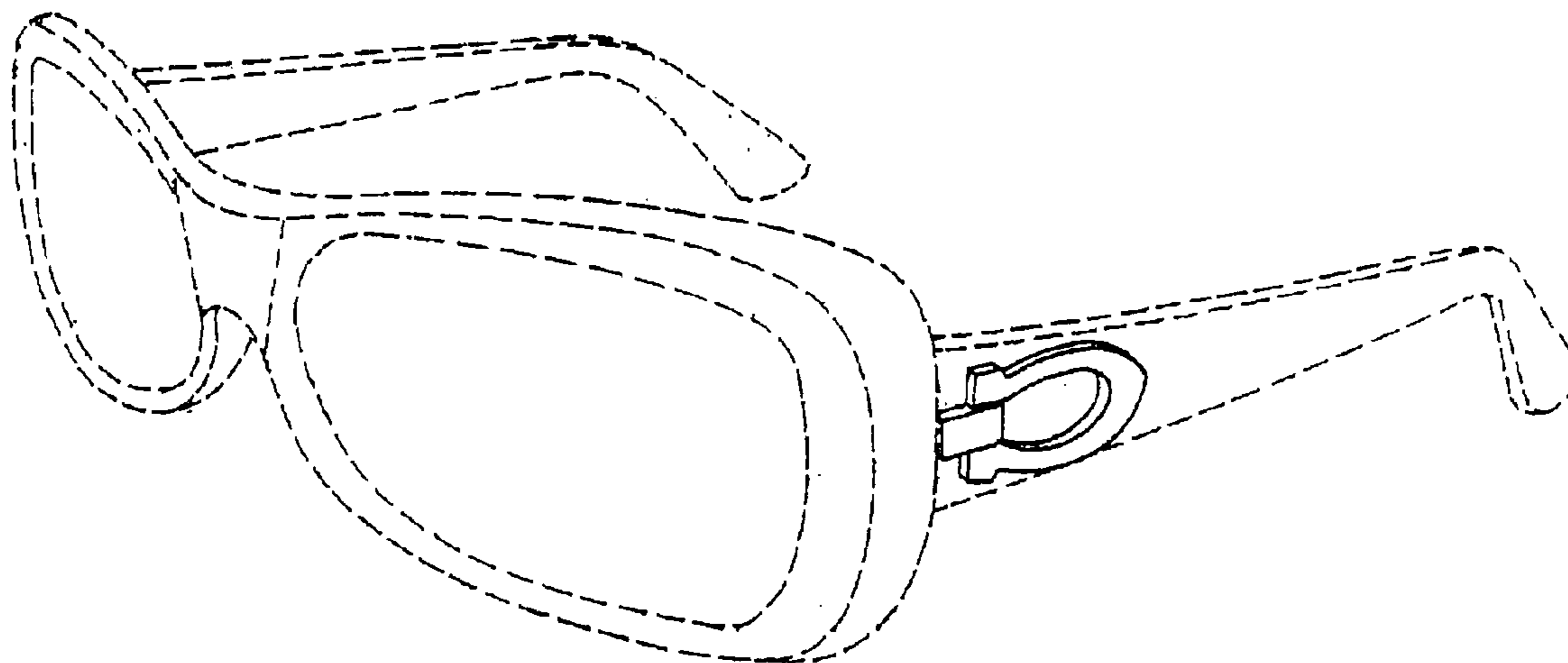


Figure 1

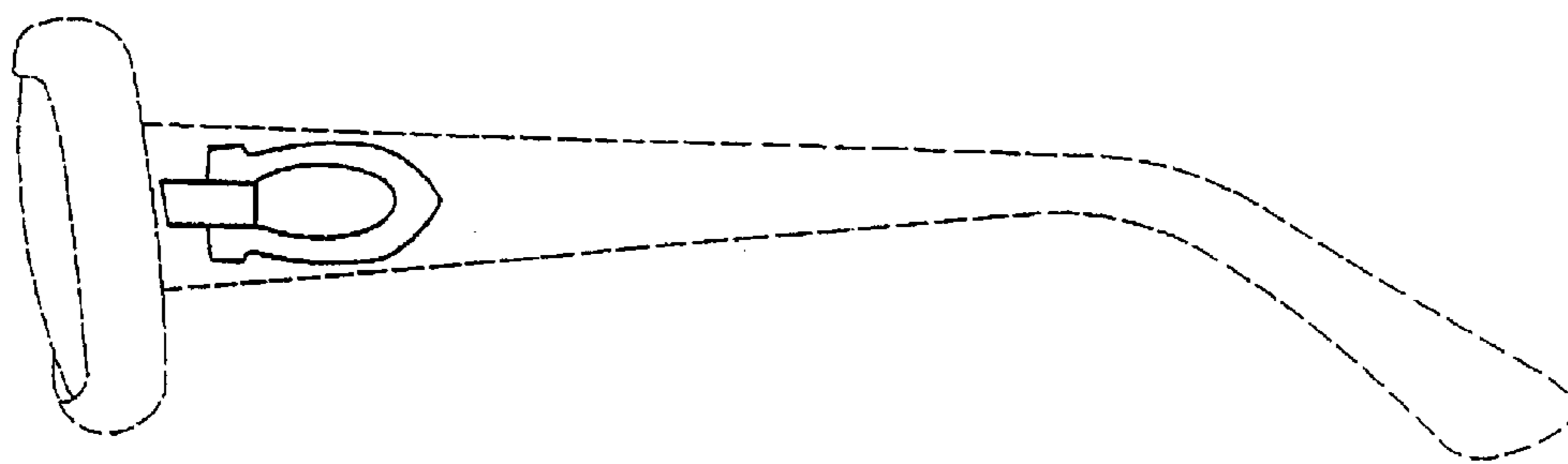
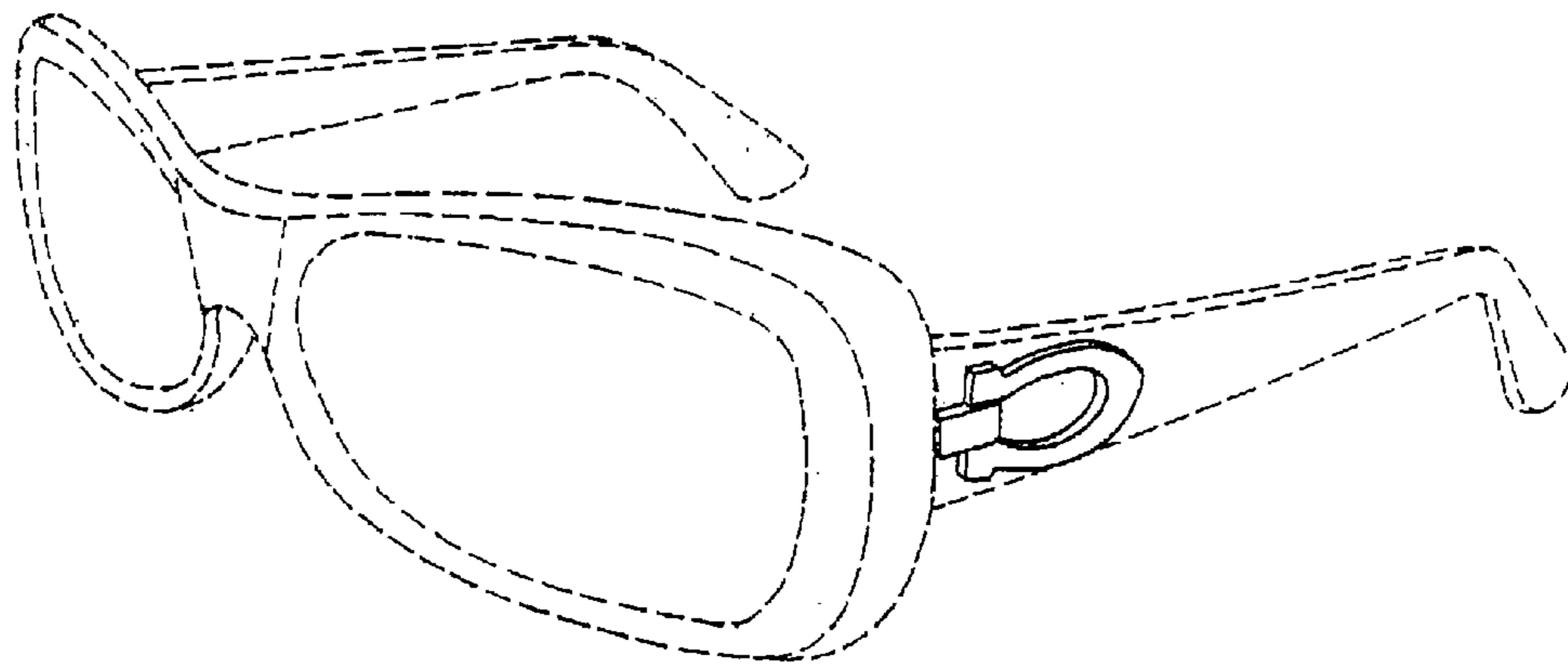


Figure 2