



US00D534200S

(12) **United States Design Patent**
Nishida

(10) **Patent No.:** **US D534,200 S**

(45) **Date of Patent:** **** Dec. 26, 2006**

(54) **SWIMMING GOGGLES**

(75) Inventor: **Keiko Nishida**, Higashiosaka (JP)

(73) Assignee: **Yamamoto Kogaku Co., Ltd.**, Osaka (JP)

(**) Term: **14 Years**

(21) Appl. No.: **29/230,144**

(22) Filed: **May 17, 2005**

(30) **Foreign Application Priority Data**

Nov. 18, 2004 (JP) 2004-035198

(51) **LOC (8) Cl.** **16-06**

(52) **U.S. Cl.** **D16/311**

(58) **Field of Classification Search** D16/101,
D16/300-330; D29/109-110; D24/110.2;
351/41, 44, 43, 51-52, 158; 2/426, 428-430,
2/439-446, 452

See application file for complete search history.

(56) **References Cited**

U.S. PATENT DOCUMENTS

D451,531 S * 12/2001 Mabuchi D16/303

6,349,417 B1 * 2/2002 Chiang 2/445
D457,547 S * 5/2002 Chiang D16/303
D466,144 S * 11/2002 Nishida D16/303
6,581,213 B1 * 6/2003 Chiang 2/428

* cited by examiner

Primary Examiner—Raphael Barkai

(74) *Attorney, Agent, or Firm*—Koda & Androlia

(57) **CLAIM**

The ornamental design for swimming goggles, as shown and described.

DESCRIPTION

FIG. 1 is a perspective view taken from the front, top and right side of the swimming goggles, showing my new design;

FIG. 2 is a front elevational view thereof;

FIG. 3 is a rear elevational view thereof;

FIG. 4 is a top plan view thereof,



FIG. 5 is a bottom plan view thereof;

FIG. 6 is a right side elevational view thereof,

FIG. 7 is a left side elevational view thereof; and,

FIG. 8 is a partially enlarged perspective view thereof, showing the bridge portion.

1 Claim, 4 Drawing Sheets






Fig. 1

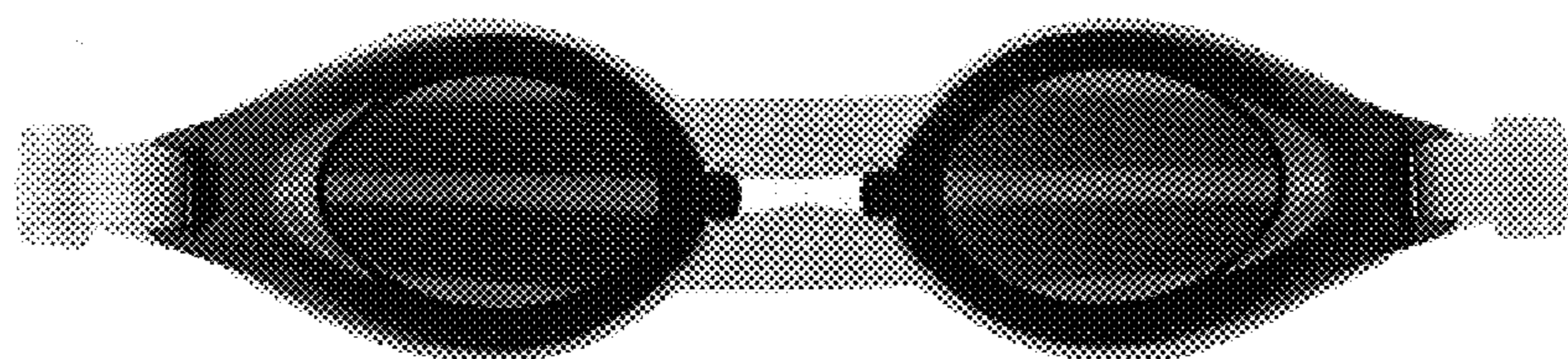


Fig. 2

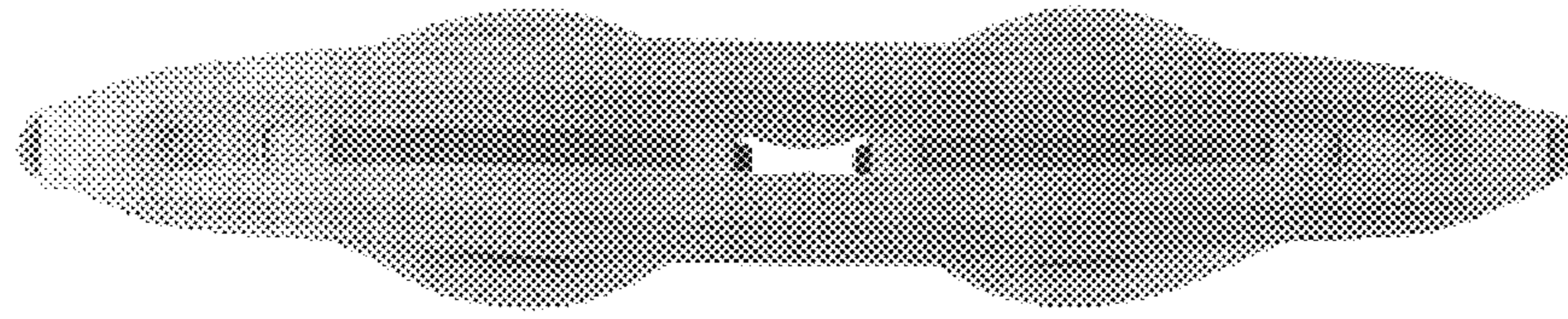


Fig. 3




Fig. 4




Fig. 5




Fig. 6




Fig. 7




Fig. 8