



US00D534190S

(12) **United States Design Patent** (10) **Patent No.:** **US D534,190 S**
Ball (45) **Date of Patent:** **** Dec. 26, 2006**

(54) **FROZEN FOODS MAKER**

D431,754 S * 10/2000 Thuma D7/603
D488,355 S * 4/2004 Irvine D7/603

(75) Inventor: **Alan D. Ball**, Somerville, MA (US)

FOREIGN PATENT DOCUMENTS

(73) Assignee: **Conair Corporation**, Stamford, CT
(US)

GB 219211 A 2/1987
JP 2000287852 A 4/1999

(**) Term: **14 Years**

* cited by examiner

(21) Appl. No.: **29/223,299**

Primary Examiner—Nanda Bondade
Assistant Examiner—Shanda C. Hill

(22) Filed: **Feb. 11, 2005**

(74) *Attorney, Agent, or Firm*—Lawrence Cruz; Steven A. Garner

(51) **LOC (8) Cl.** **15-07**

(52) **U.S. Cl.** **D15/82**

(58) **Field of Classification Search** D15/79,
D15/80, 81, 82; D7/601, 603, 605, 608, 615,
D7/681; 62/228.2; 220/592.01, 592.02, 592.03,
220/592.04; 312/114–117, 138.1, 139, 236,
312/405

(57) **CLAIM**

The ornamental design for a frozen foods maker, as shown and described.

See application file for complete search history.

DESCRIPTION

(56) **References Cited**


U.S. PATENT DOCUMENTS

D118,954 S * 2/1940 Townsend D15/82
D168,316 S * 12/1952 Pulliam D15/82
D180,928 S * 9/1957 Bliss D7/608
D238,206 S * 12/1975 Claxton D15/82
D251,432 S * 3/1979 Sawada et al. D15/82
D296,749 S * 7/1988 Threadgill et al. D15/82
D315,476 S * 3/1991 Sun D7/603

FIG. 1 is a perspective view of a frozen foods maker showing our new design;
FIG. 2 is a front view thereof;
FIG. 3 is a rear view thereof;
FIG. 4 is a left side view thereof;
FIG. 5 is a top view thereof; and,
FIG. 6 is a bottom view.

The broken lines are shown for illustrative purposes only and form no part of the claimed design.

1 Claim, 5 Drawing Sheets






FIG. 1




FIG. 2




FIG. 3

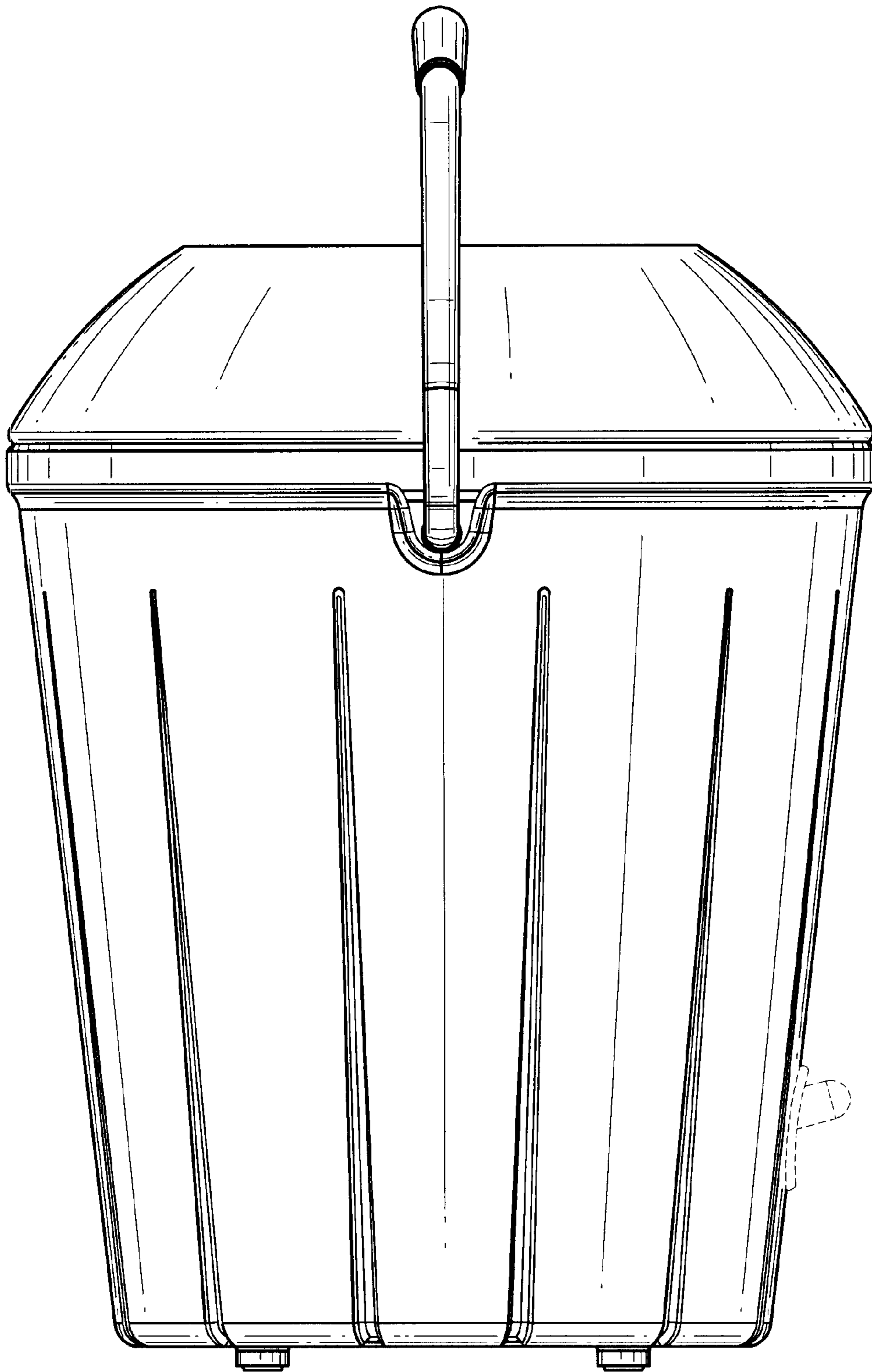


FIG. 4

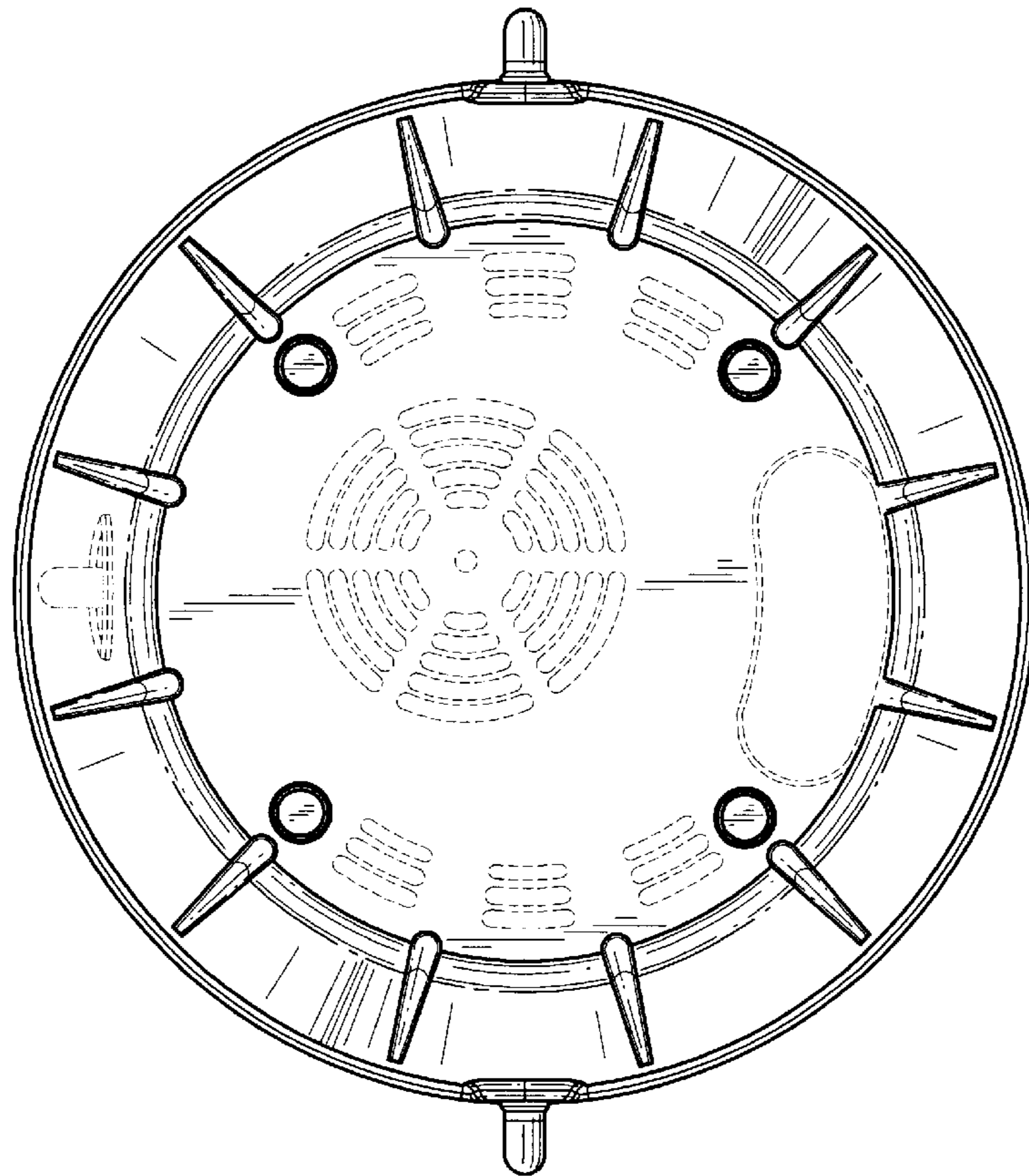


FIG. 6

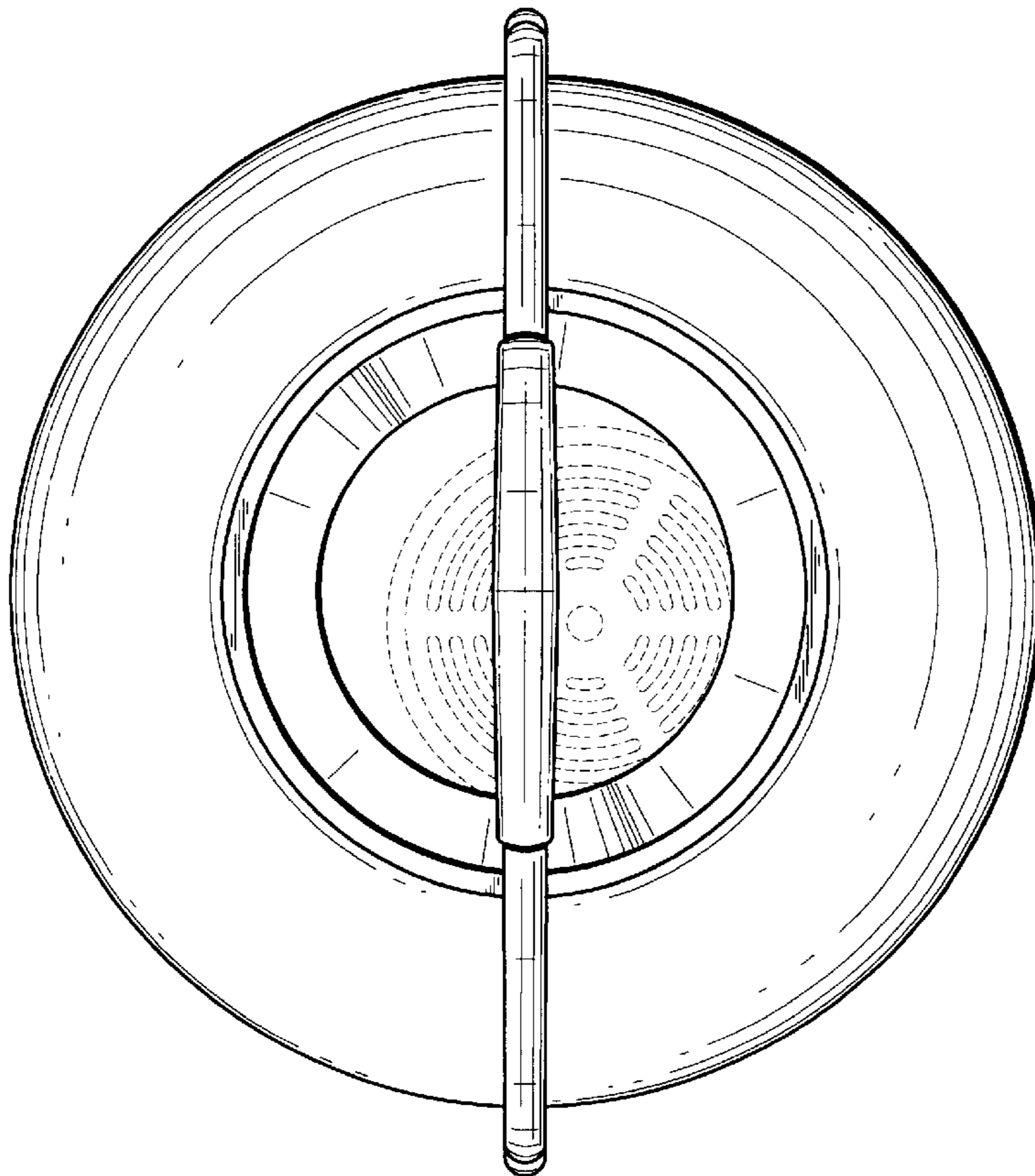


FIG. 5