



US00D534183S

(12) **United States Design Patent**
Leija et al.

(10) **Patent No.:** **US D534,183 S**
(45) **Date of Patent:** **** Dec. 26, 2006**

(54) **MEDIA DEVICE**

(75) Inventors: **Javier Leija**, Chandler, AZ (US); **Steve D. Porter**, El Dorado Hills, CA (US); **Christopher A. Holman**, Mesa, AZ (US)

(73) Assignee: **Intel Corporation**, Santa Clara, CA (US)

(**) Term: **14 Years**

(21) Appl. No.: **29/242,528**

(22) Filed: **Nov. 10, 2005**

(51) **LOC (8) Cl.** **14-03**

(52) **U.S. Cl.** **D14/496**

(58) **Field of Classification Search** D14/496,
D14/135, 156, 157, 160, 167, 168, 204, 474,
D14/483, 217; 369/2, 24.1, 83, 75.11, 86;
370/342-344; 455/344-351; 711/1, 100;
700/94; 345/156-158; 463/43-47

See application file for complete search history.

(56) **References Cited**

U.S. PATENT DOCUMENTS

- 5,859,594 A * 1/1999 King et al. 340/7.55
- 6,595,860 B1 * 7/2003 Yamamoto et al. 463/43
- 6,639,577 B1 * 10/2003 Eberhard 345/102
- 6,671,567 B1 * 12/2003 Dwyer et al. 700/94
- 6,791,907 B1 * 9/2004 Berhan 369/7

- D503,409 S * 3/2005 Wong et al. D14/496
- D512,435 S * 12/2005 Yang D14/496
- D515,546 S * 2/2006 Mu D14/156
- D516,055 S * 2/2006 Chen et al. D14/188
- D521,524 S * 5/2006 Chang D14/496
- 2006/0134591 A1 * 6/2006 Karat 434/308
- 2006/0139677 A1 * 6/2006 Bae et al. 358/1.13
- 2006/0155914 A1 * 7/2006 Jobs et al. 711/100

* cited by examiner

Primary Examiner—Prabhakar Deshmukh

(74) *Attorney, Agent, or Firm*—Buckley, Maschoff & Talwalkar LLC

(57) **CLAIM**

The ornamental design for a media device, as shown and described.

DESCRIPTION

FIG. 1 is a perspective view of a media device showing our new design;

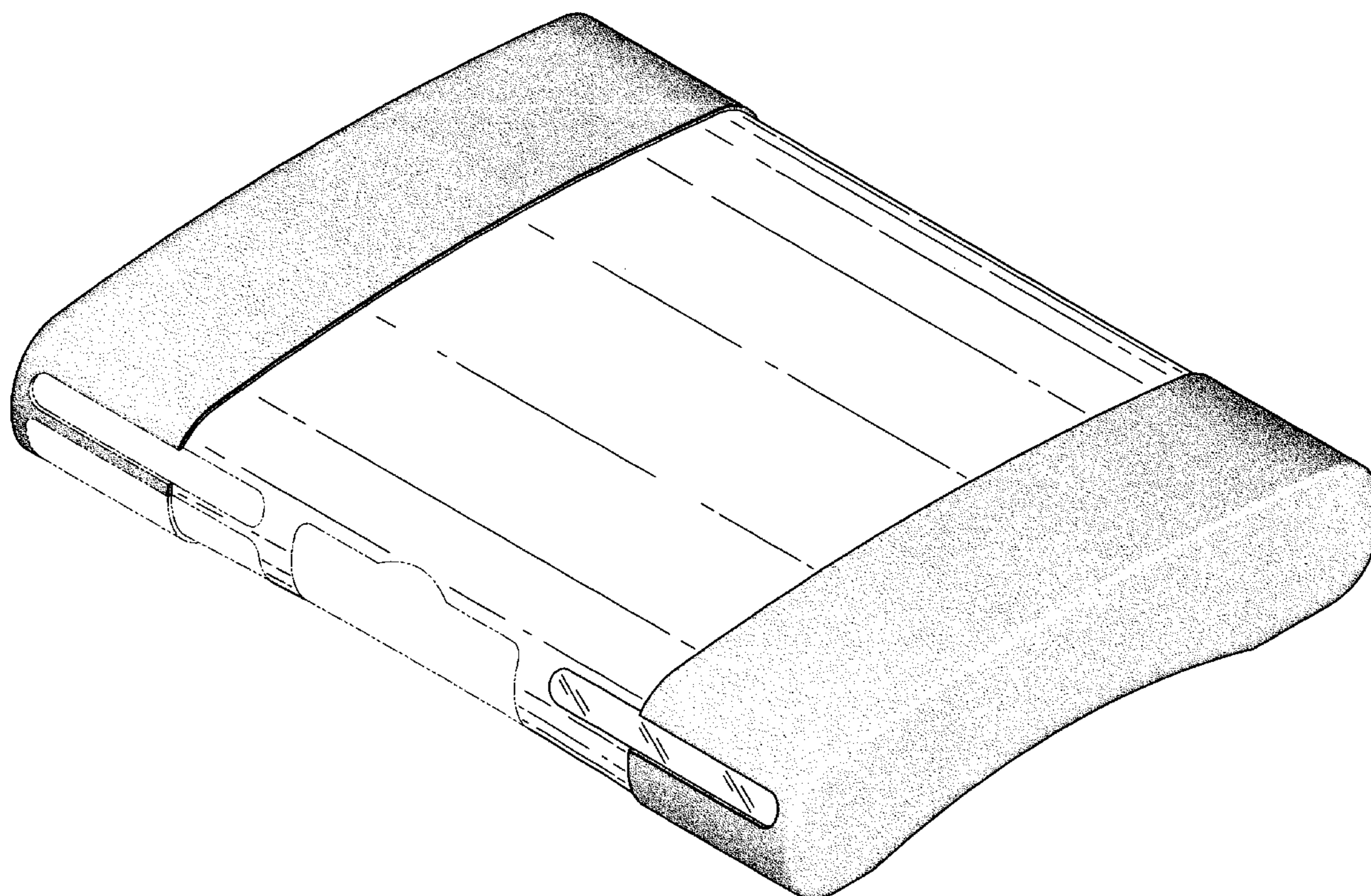
FIG. 2 is a front elevational view thereof;

FIG. 3 is a side elevational view thereof; and,

FIG. 4 is a top plan view thereof.

The broken lines, which define the bounds of the claimed design, form no part thereof. The broken lines showing the environmental is for illustrative purpose only and form no part of the claimed design. The left and left side elevational views are identical. Portions of the article not shown in the drawings form no part of the claimed design.

1 Claim, 3 Drawing Sheets



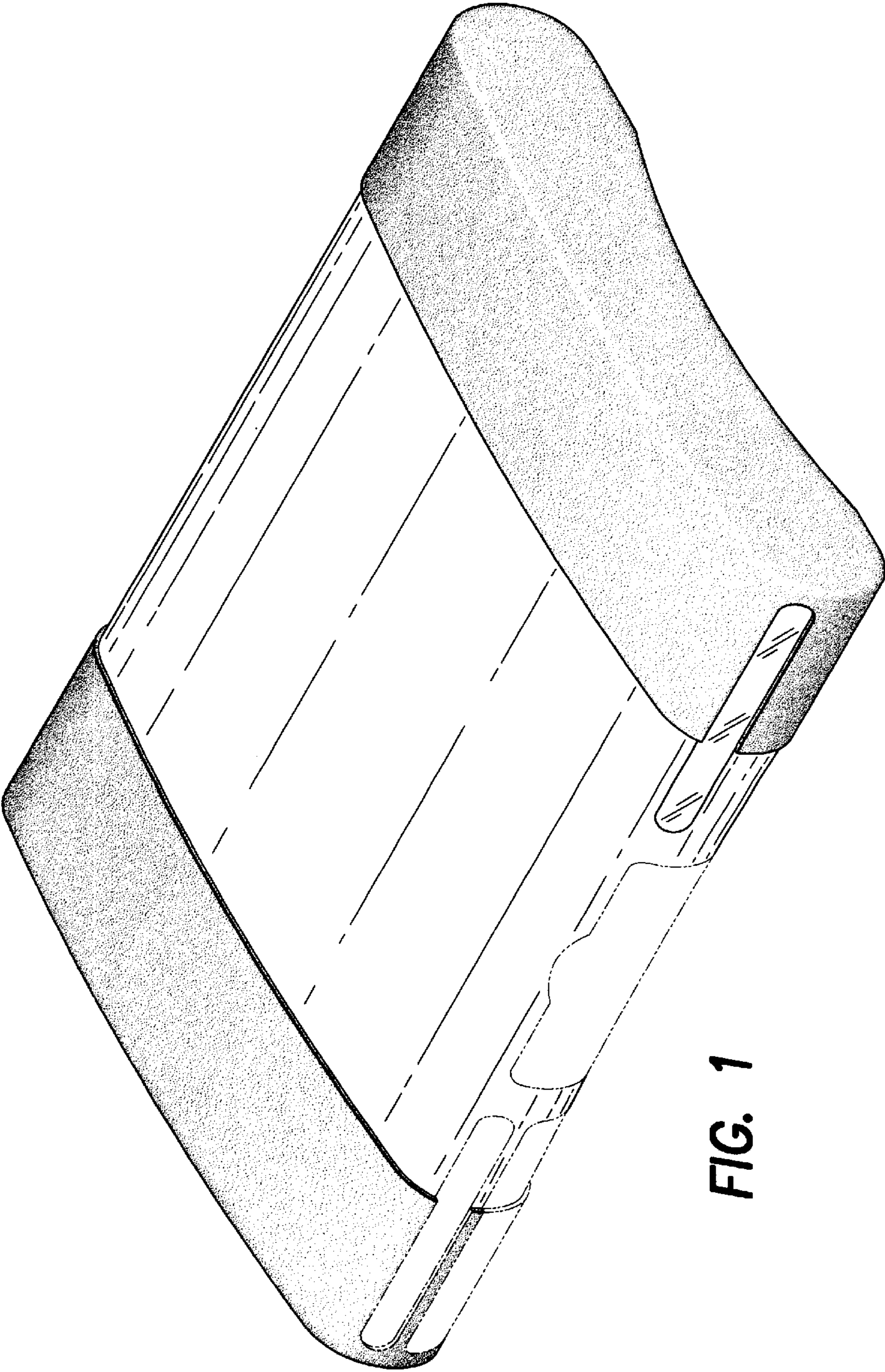


FIG. 1

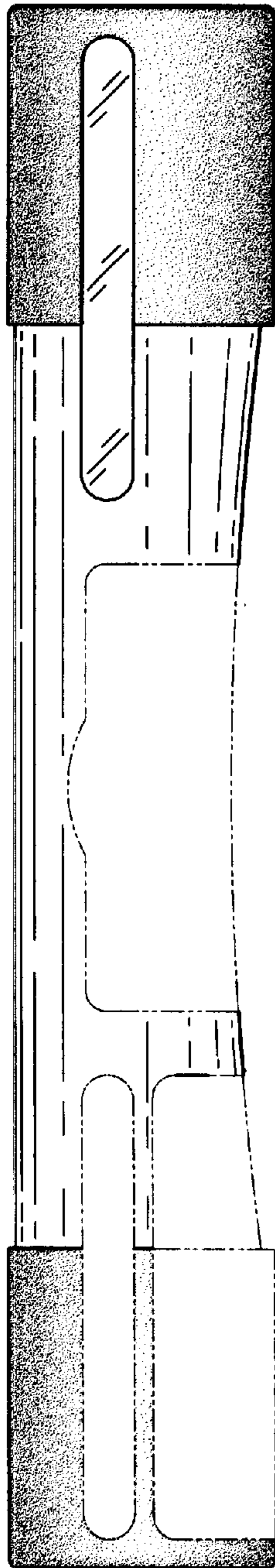


FIG. 2

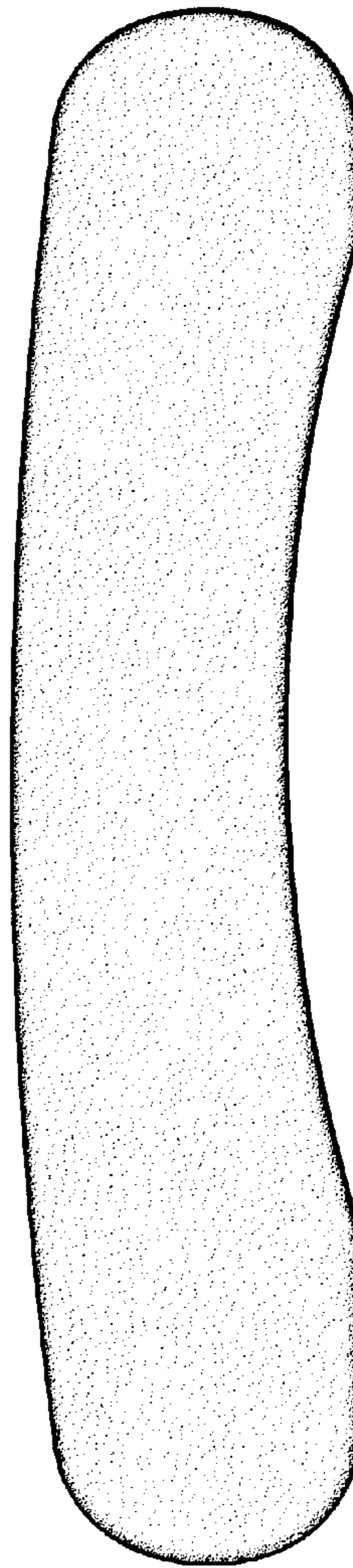


FIG. 3

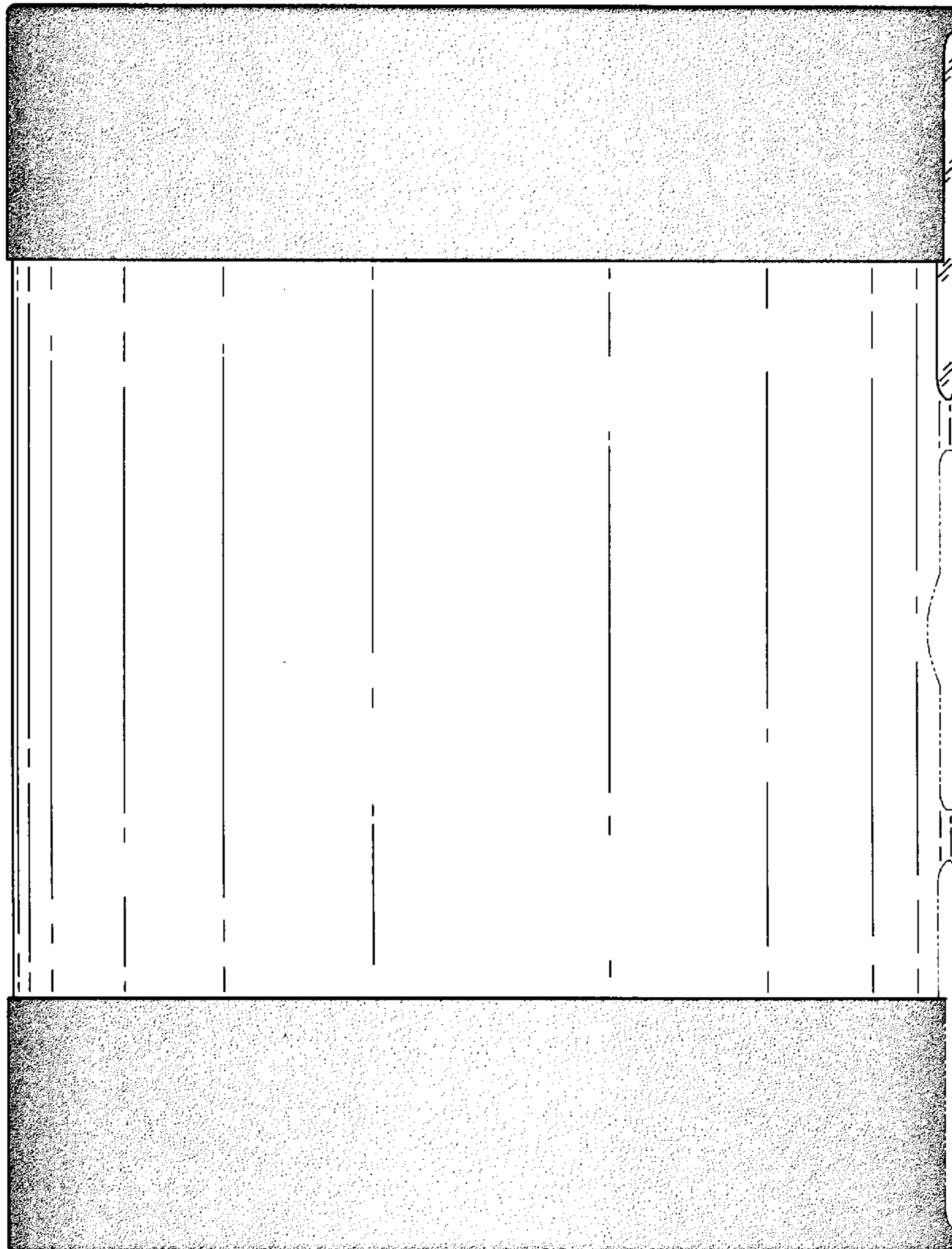


FIG. 4