



US00D534182S

(12) **United States Design Patent**  
**Leija et al.**

(10) **Patent No.:** **US D534,182 S**

(45) **Date of Patent:** **\*\* Dec. 26, 2006**

(54) **MEDIA DEVICE**

(75) Inventors: **Javier Leija**, Chandler, AZ (US); **Steve D. Porter**, El Dorado Hills, CA (US); **Mario A. Esquer**, Scottsdale, AZ (US)

(73) Assignee: **Intel Corporation**, Santa Clara, CA (US)

(\*\*) Term: **14 Years**

(21) Appl. No.: **29/242,527**

(22) Filed: **Nov. 10, 2005**

(51) **LOC (8) Cl.** ..... **14-03**

(52) **U.S. Cl.** ..... **D14/496**

(58) **Field of Classification Search** ..... D14/496,  
D14/135, 156, 157, 160, 167, 168, 204, 474,  
D14/483, 217; 369/2, 24.1, 83, 75.11, 86;  
370/342-344; 455/344-351; 711/1, 100;  
700/94; 345/156-158; 463/43-47

See application file for complete search history.

(56) **References Cited**

**U.S. PATENT DOCUMENTS**

5,859,594	A	*	1/1999	King et al.	.....	340/7.55
6,595,860	B1	*	7/2003	Yamamoto et al.	.....	463/43
6,639,577	B1	*	10/2003	Eberhard	.....	345/102
6,671,567	B1	*	12/2003	Dwyer et al.	.....	700/94
6,791,907	B1	*	9/2004	Berhan	.....	369/7
D503,409	S	*	3/2005	Wong et al.	.....	D14/496

D512,435	S	*	12/2005	Yang	.....	D14/496
D515,546	S	*	2/2006	Mu	.....	D14/156
D516,055	S	*	2/2006	Chen et al.	.....	D14/188
D521,524	S	*	5/2006	Chang	.....	D14/496
2006/0134591	A1	*	6/2006	Karat	.....	434/308
2006/0139677	A1	*	6/2006	Bae et al.	.....	358/1.13
2006/0155914	A1	*	7/2006	Jobs et al.	.....	711/100

\* cited by examiner

*Primary Examiner*—Prabhakar Deshmukh

(74) *Attorney, Agent, or Firm*—Buckley, Maschoff & Talwalkar LLC

(57) **CLAIM**

The ornamental design for a media device, as shown and described.

**DESCRIPTION**

FIG. 1 is a perspective view of a media device showing our new design;

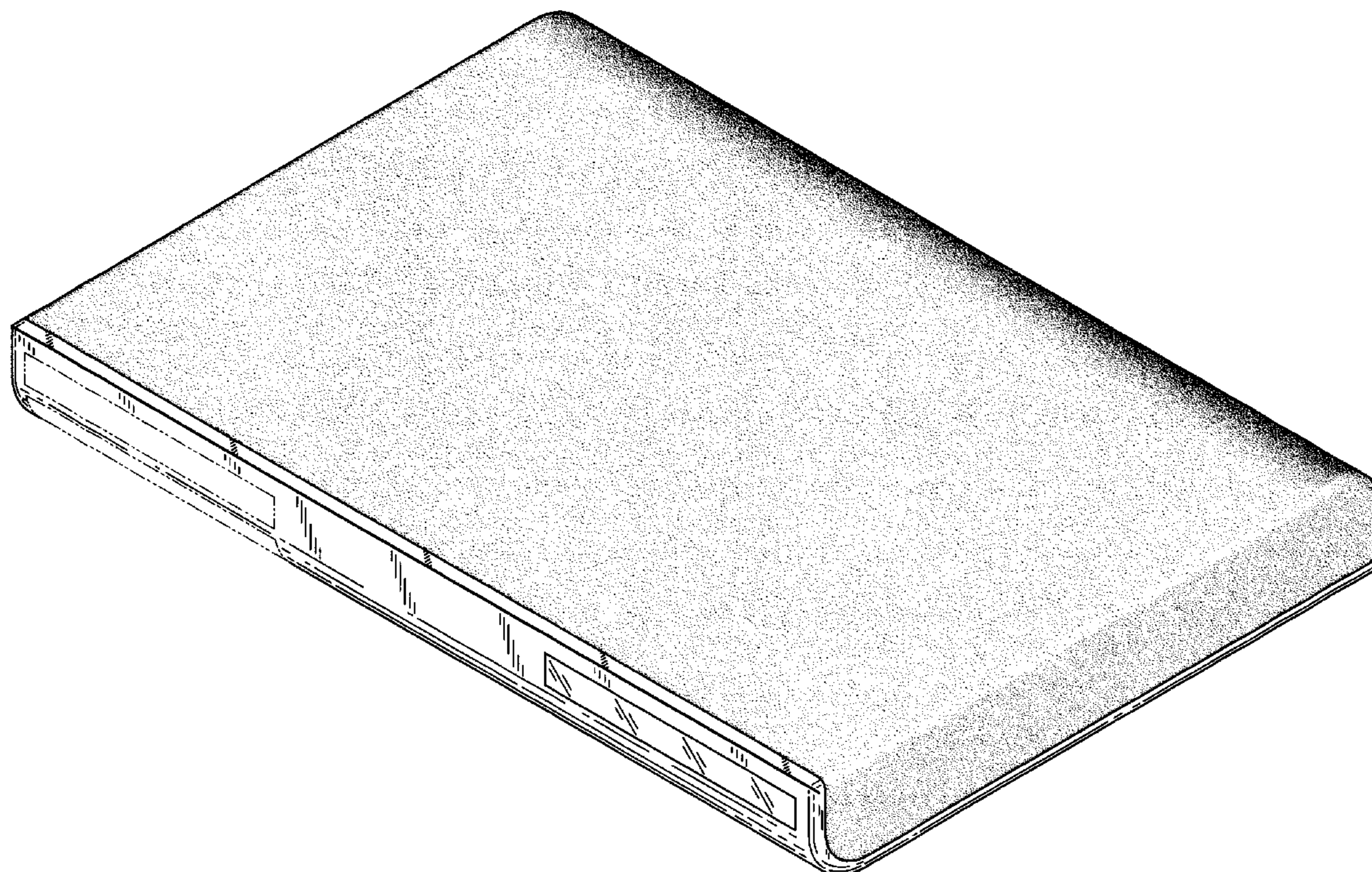
FIG. 2 is a front elevational view thereof;

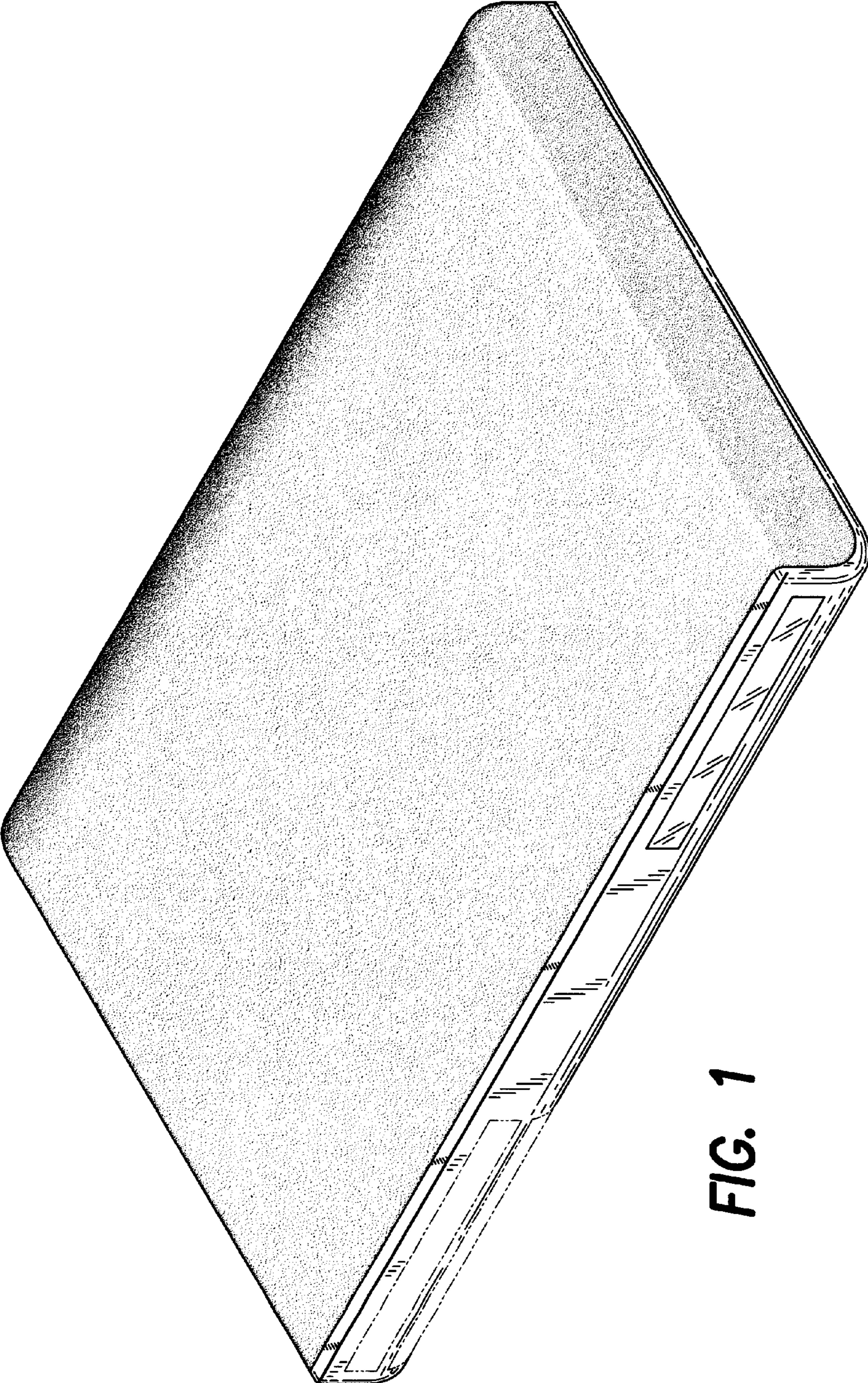
FIG. 3 is a side elevational view thereof; and,

FIG. 4 is a top plan view thereof.

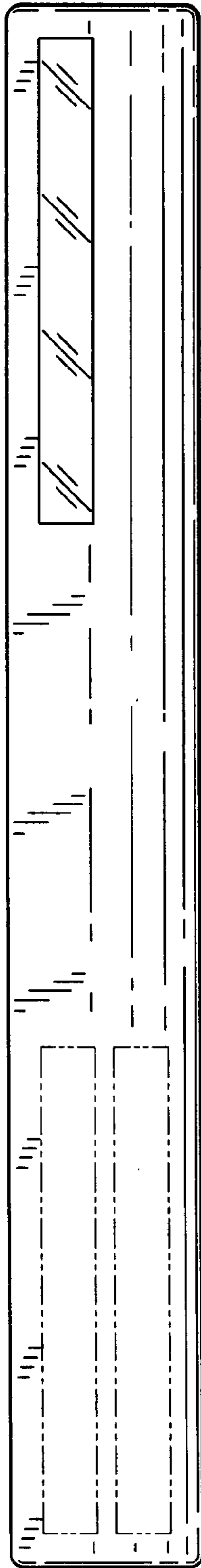
The broken lines, which define the bounds of the claimed design, form no part thereof. The broken lines showing the environmental is for illustrative purpose only and form no part of the claimed design. The left and left side elevational views are identical. Portions of the article not shown in the drawings form no part of the claimed design.

**1 Claim, 3 Drawing Sheets**







**FIG. 1**



**FIG. 2**



**FIG. 3**



**FIG. 4**