

US00D534164S

(12) **United States Design Patent**  
**Miyoshi**

(10) **Patent No.:** **US D534,164 S**

(45) **Date of Patent:** **\*\* Dec. 26, 2006**

(54) **ANTENNA**

(75) **Inventor:** **Akira Miyoshi**, Tama (JP)

(73) **Assignee:** **Mitsumi Electric Co., Ltd.**, Tokyo (JP)

(\*\*) **Term:** **14 Years**

(21) **Appl. No.:** **29/254,189**

(22) **Filed:** **Feb. 21, 2006**

(30) **Foreign Application Priority Data**

Oct. 26, 2005 (JP) ..... 2005-031277

(51) **LOC (8) Cl.** ..... **14-03**

(52) **U.S. Cl.** ..... **D14/234**

(58) **Field of Classification Search** ..... D14/137,  
D14/138, 230-238, 299, 358, 343; D12/42,  
D12/43; 343/700 R-705, 871-908, 795,  
343/840, 711-713, 819, 846; 455/90.2, 90.3,  
455/91, 128, 269, 344, 347, 562.1  
See application file for complete search history.

(56) **References Cited**

**U.S. PATENT DOCUMENTS**

5,134,422 A \* 7/1992 Auriol ..... 343/895  
D363,488 S \* 10/1995 Shumaker ..... D14/230  
5,854,608 A \* 12/1998 Leisten ..... 343/895

5,986,616 A \* 11/1999 Edvardsson ..... 343/853  
6,160,523 A \* 12/2000 Ho ..... 343/770  
6,563,469 B1 \* 5/2003 Miyata et al. .... 343/743  
D477,311 S \* 7/2003 Noro ..... D14/230

\* cited by examiner

*Primary Examiner*—Louis S. Zarfes

*Assistant Examiner*—John Windmuller

(74) *Attorney, Agent, or Firm*—Sughrue Mion, PLLC

(57) **CLAIM**

The ornamental design for a antenna, as shown and described.

**DESCRIPTION**

FIG. 1 is a perspective view of the top, front and right side of an antenna showing my new design; FIG. 2 is a front elevational view thereof; FIG. 3 is a rear elevational view thereof; FIG. 4 is a top plan view thereof; FIG. 5 is a bottom plan view thereof; FIG. 6 is a left side elevational view thereof; and, FIG. 7 is a right side elevational view thereof. The broken line showing of a cable and connector is for illustrative purposes only and forms no part of the claimed design.

**1 Claim, 3 Drawing Sheets**

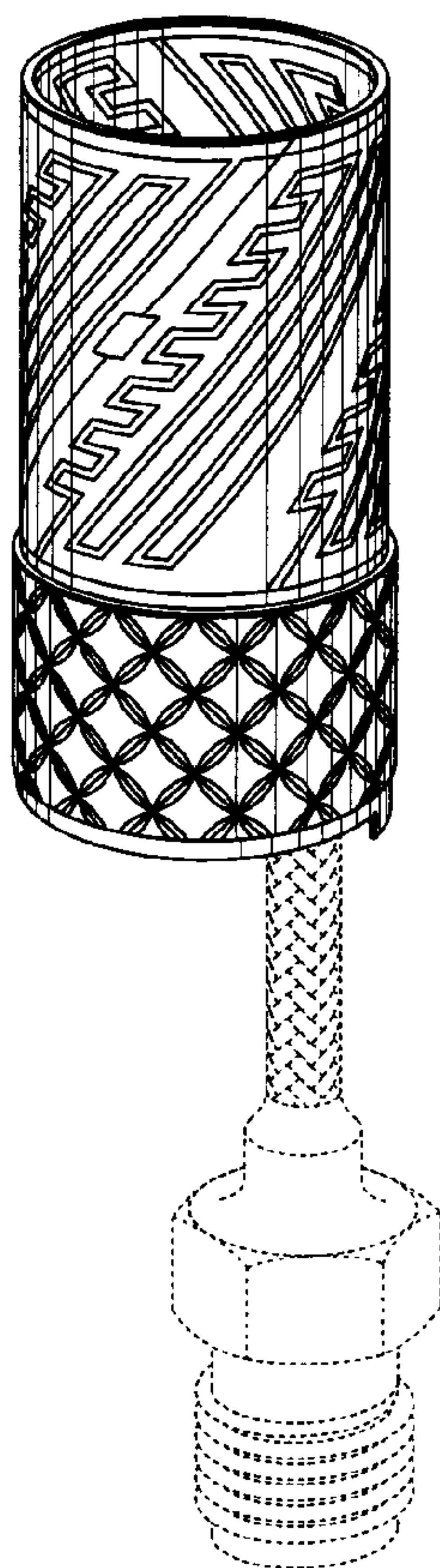


FIG. 1

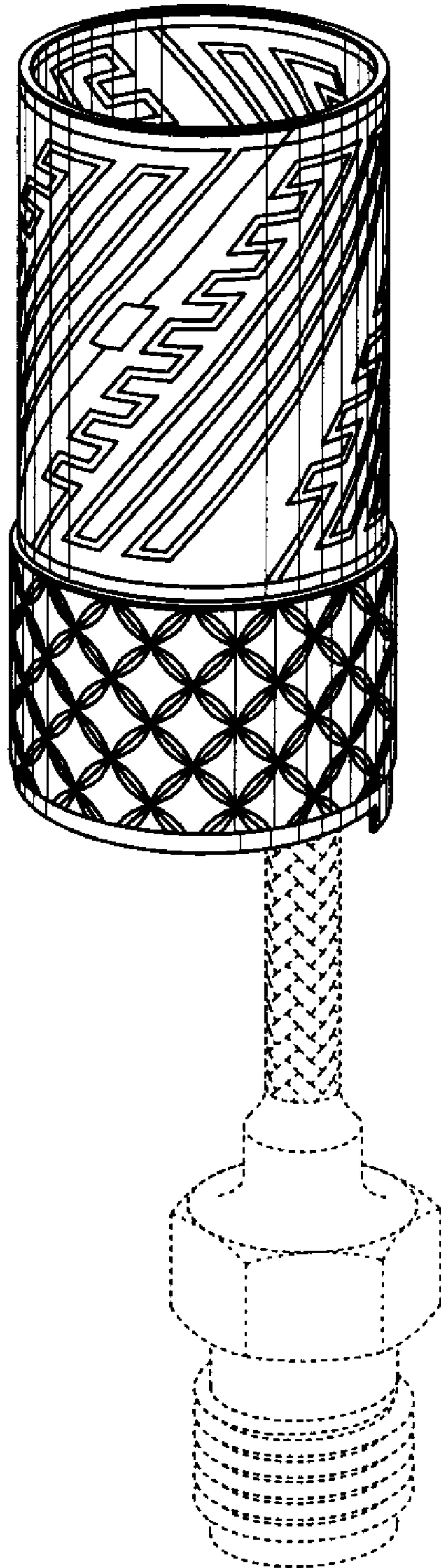


FIG.2

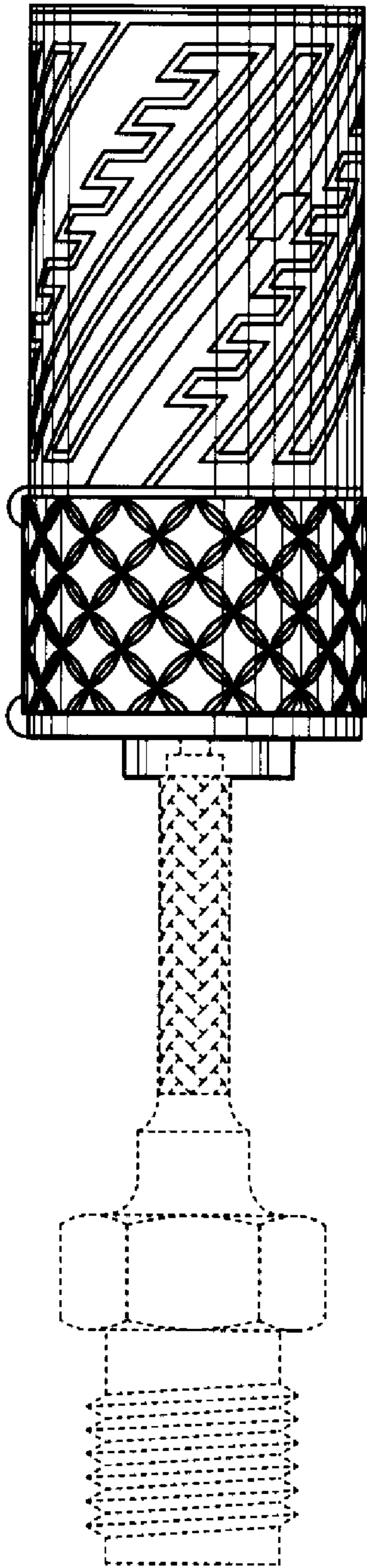


FIG.3

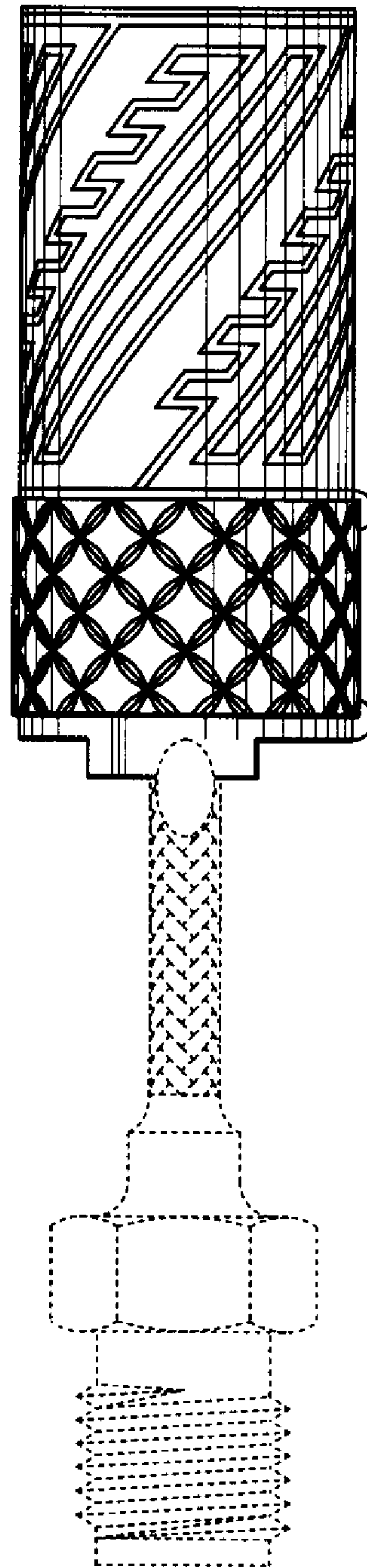


FIG.4

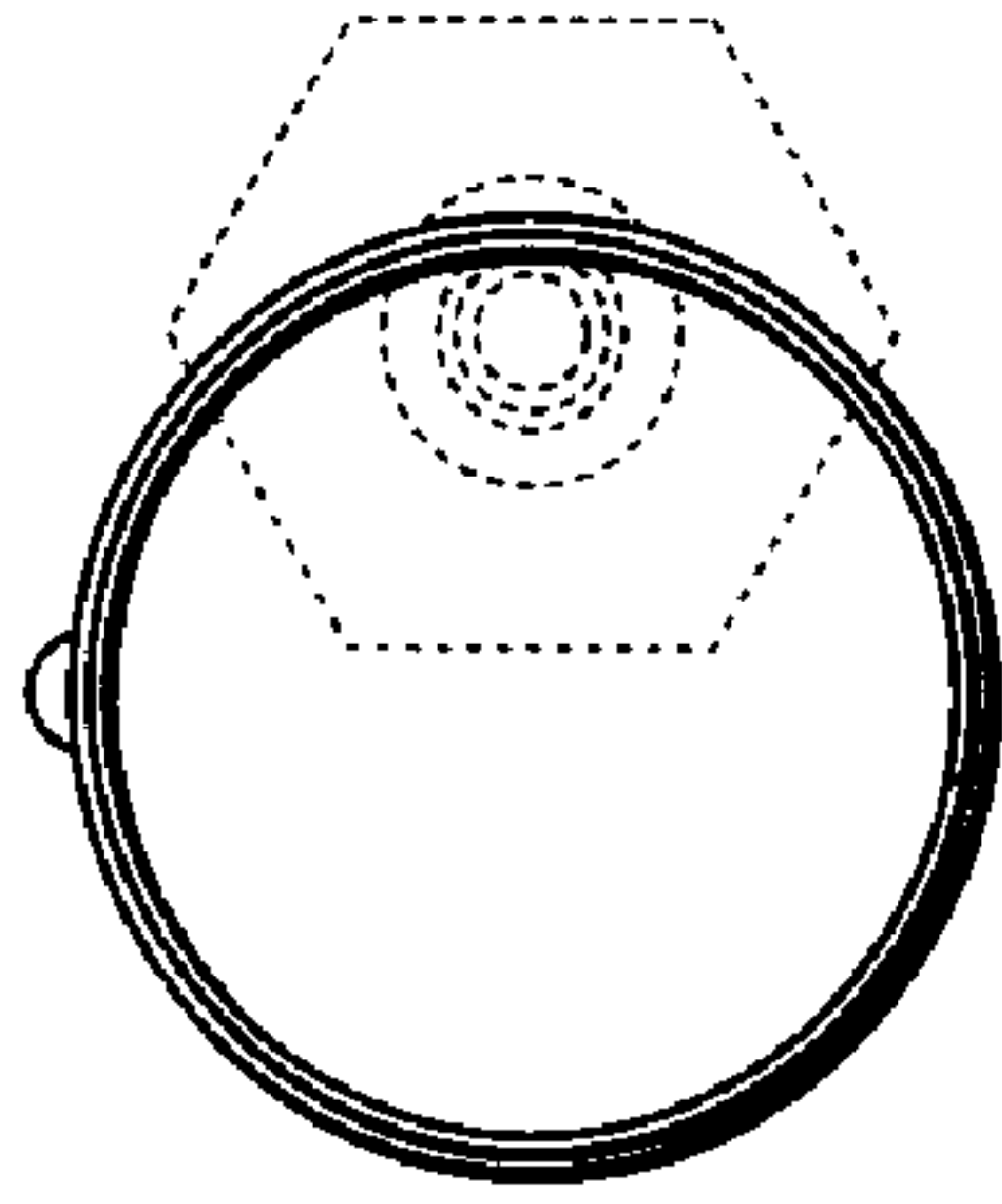


FIG.5

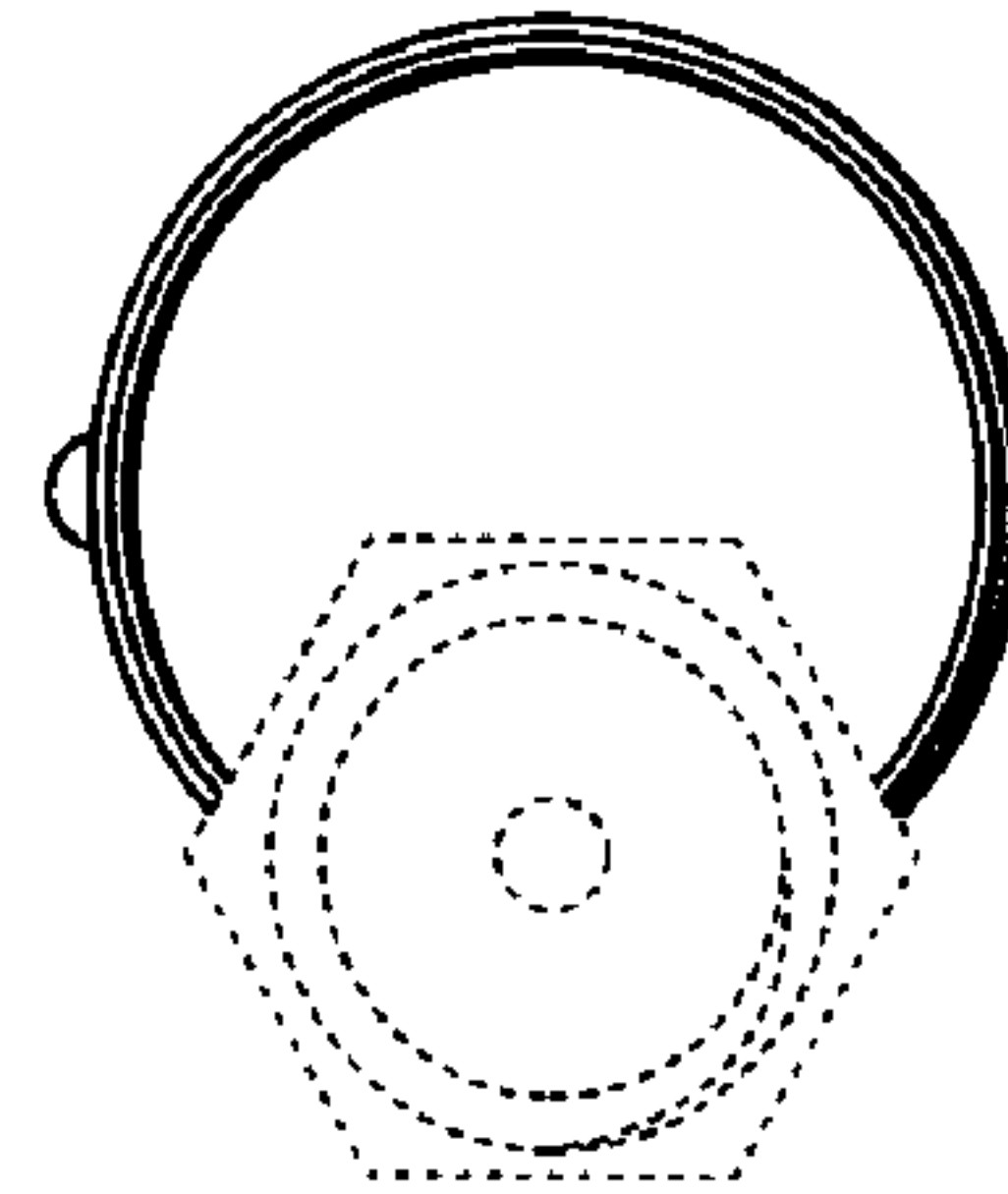


FIG.6




FIG.7

