



US00D534159S

(12) **United States Design Patent**
Whitehouse et al.

(10) **Patent No.:** **US D534,159 S**

(45) **Date of Patent:** **** Dec. 26, 2006**

(54) **SPEAKER ENCLOSURE**

(75) Inventors: **Ryan P. Whitehouse**, Eagan, MN (US);
Michael Carpenter, Brooklyn Park,
MN (US)

(73) Assignee: **Telex Communications, Inc.**,
Burnsville, MN (US)

(**) Term: **14 Years**

(21) Appl. No.: **29/229,647**

(22) Filed: **May 9, 2005**

(51) **LOC (8) Cl.** **14-01**

(52) **U.S. Cl.** **D14/214**

(58) **Field of Classification Search** D14/204,
D14/207, 209–216, 356; 181/143–144, 147–148,
181/150, 157, 198–199, 151, 153; 381/300–302,
381/306, 333, 345, 361–364, 386–388, 332,
381/336

See application file for complete search history.

(56) **References Cited**

U.S. PATENT DOCUMENTS

4,805,729 A * 2/1989 Wascom 181/144
D400,883 S * 11/1998 Jung D14/214
D467,899 S * 12/2002 Harris et al. D14/214
D471,533 S * 3/2003 Hovanky et al. D14/215

D471,894 S * 3/2003 Oikawa D14/214
D491,553 S * 6/2004 Cook D14/214
D496,924 S * 10/2004 Salyer et al. D14/214
D501,198 S * 1/2005 Cook D14/214
6,866,116 B1 * 3/2005 Peng 181/199
D503,703 S * 4/2005 Beckett et al. D14/214

* cited by examiner

Primary Examiner—Nanda Bondade

(74) *Attorney, Agent, or Firm*—Fredrickson & Byron, P.A.

(57) **CLAIM**

We claim the ornamental design for the speaker enclosure,
as shown and described.

DESCRIPTION

FIG. 1 is a front, left side perspective view of the speaker
enclosure of our new design;

FIG. 2 is a front view thereof;

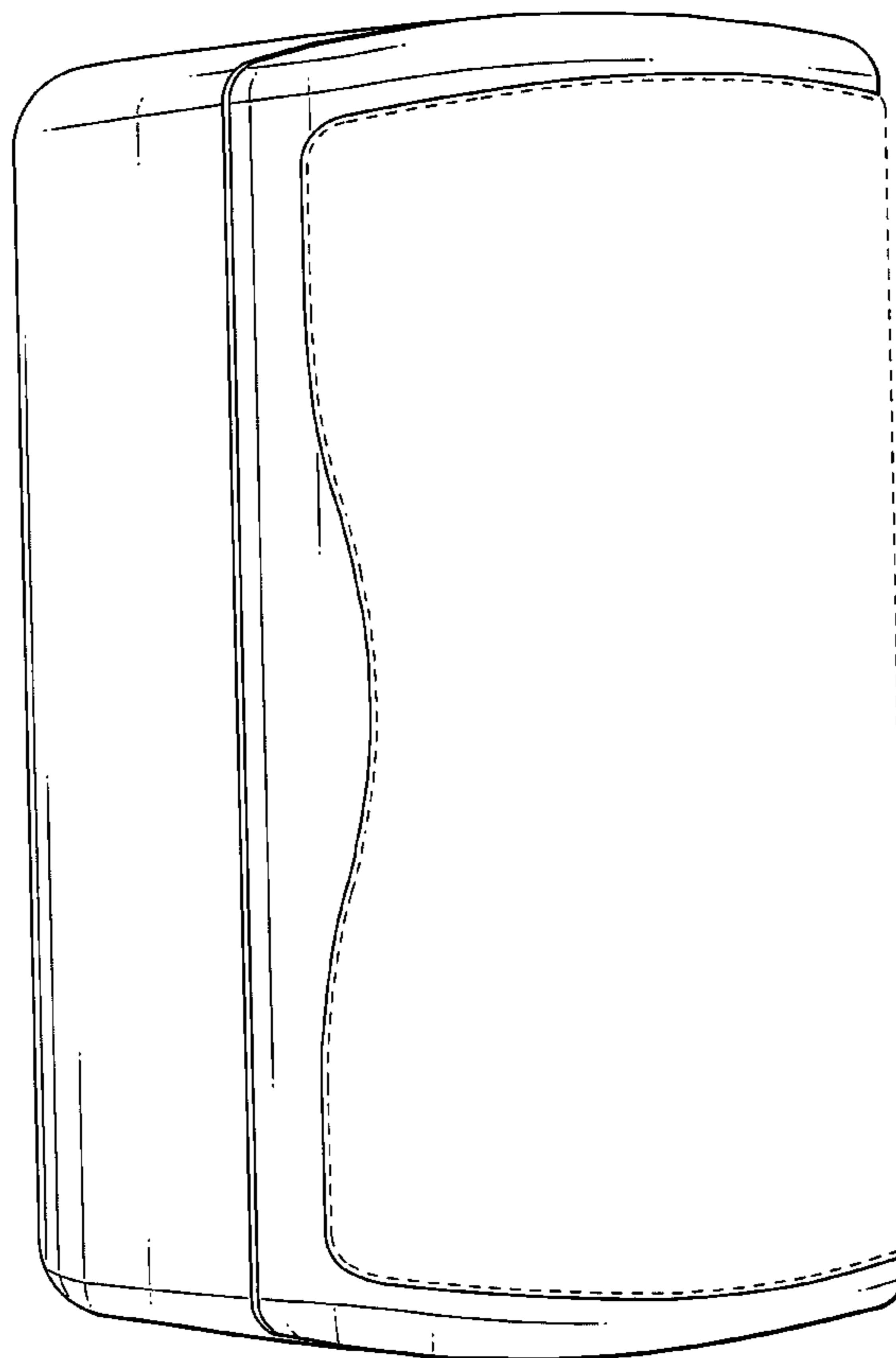
FIG. 3 is a rear view thereof;

FIG. 4 is a left side view thereof, the right side being a mirror
image; and,

FIG. 5 is a top view thereof, the bottom view being a mirror
image.

The broken line showing on the drawing disclosure is for
illustrative purposes only and forms no part of the claimed
design.

1 Claim, 5 Drawing Sheets



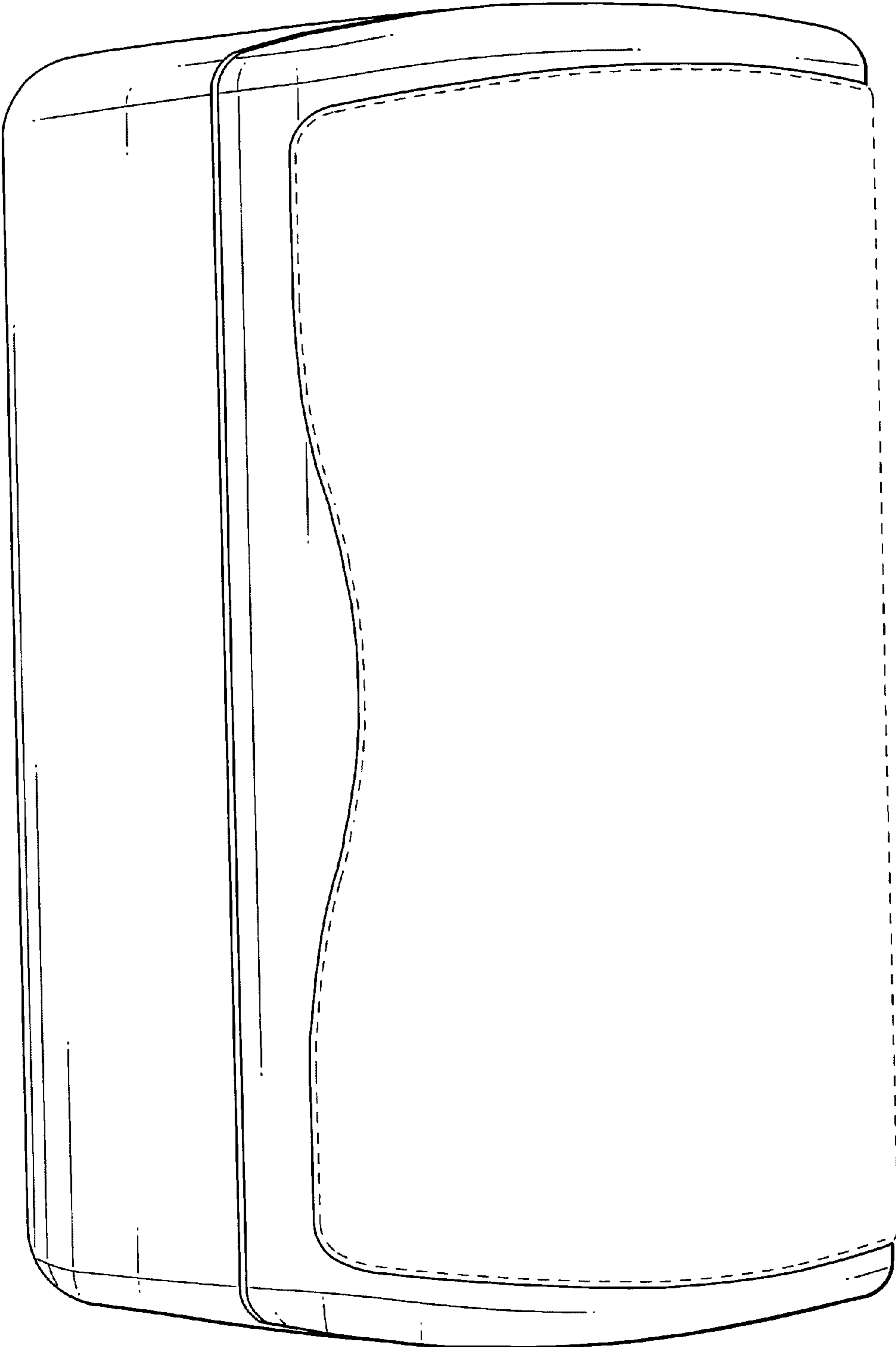


FIG. 1




FIG. 2

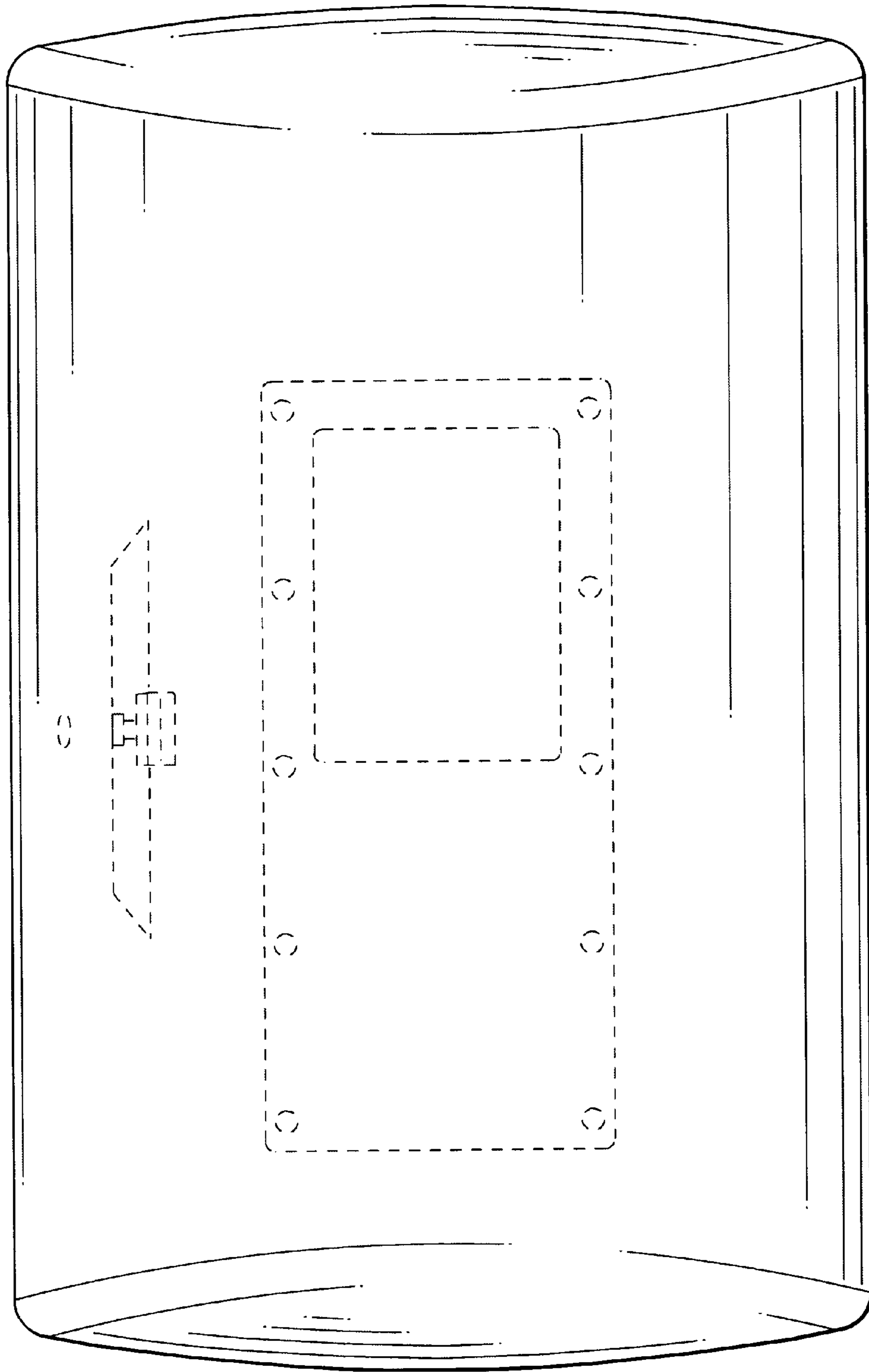


FIG. 3

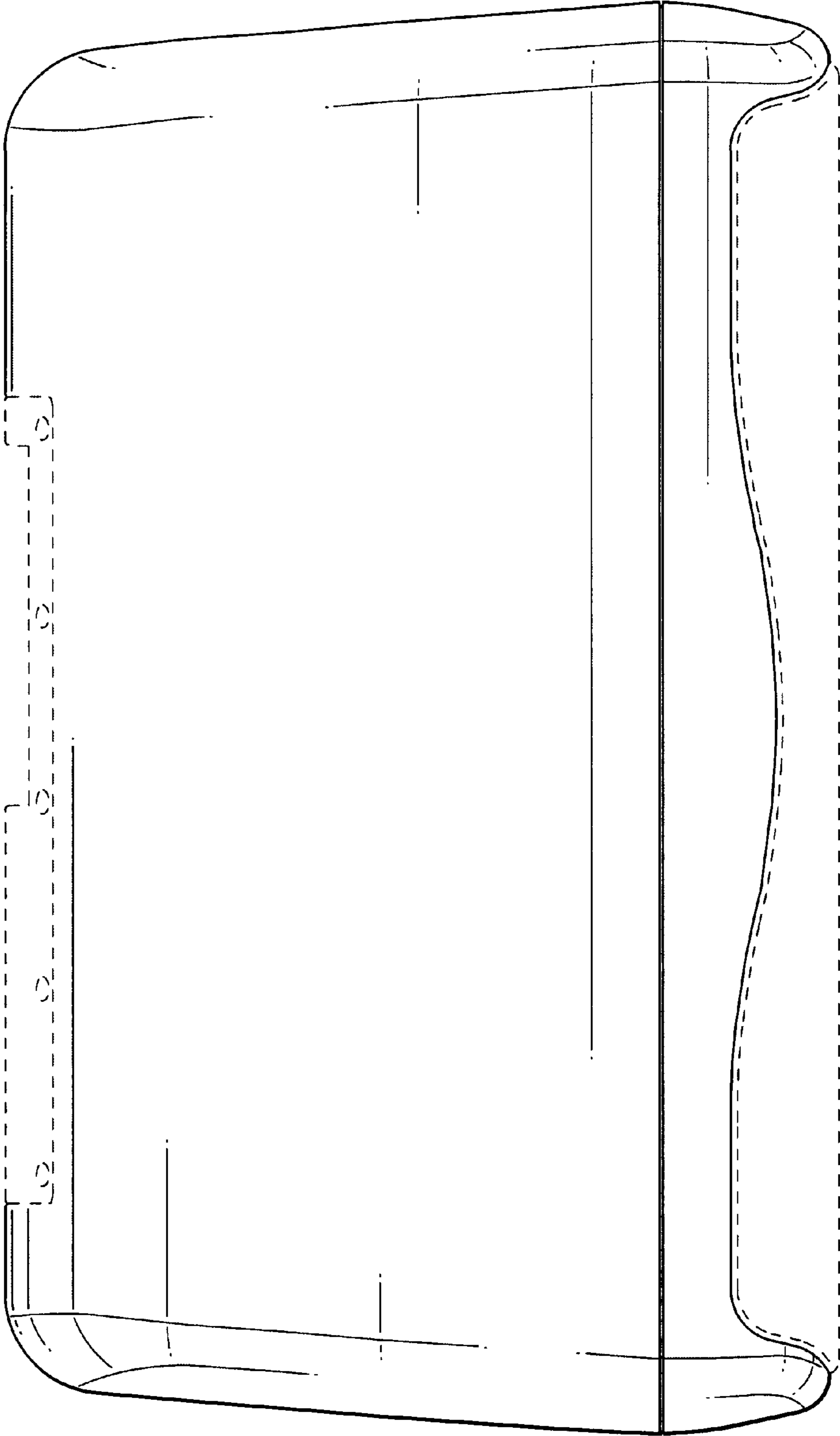


FIG. 4

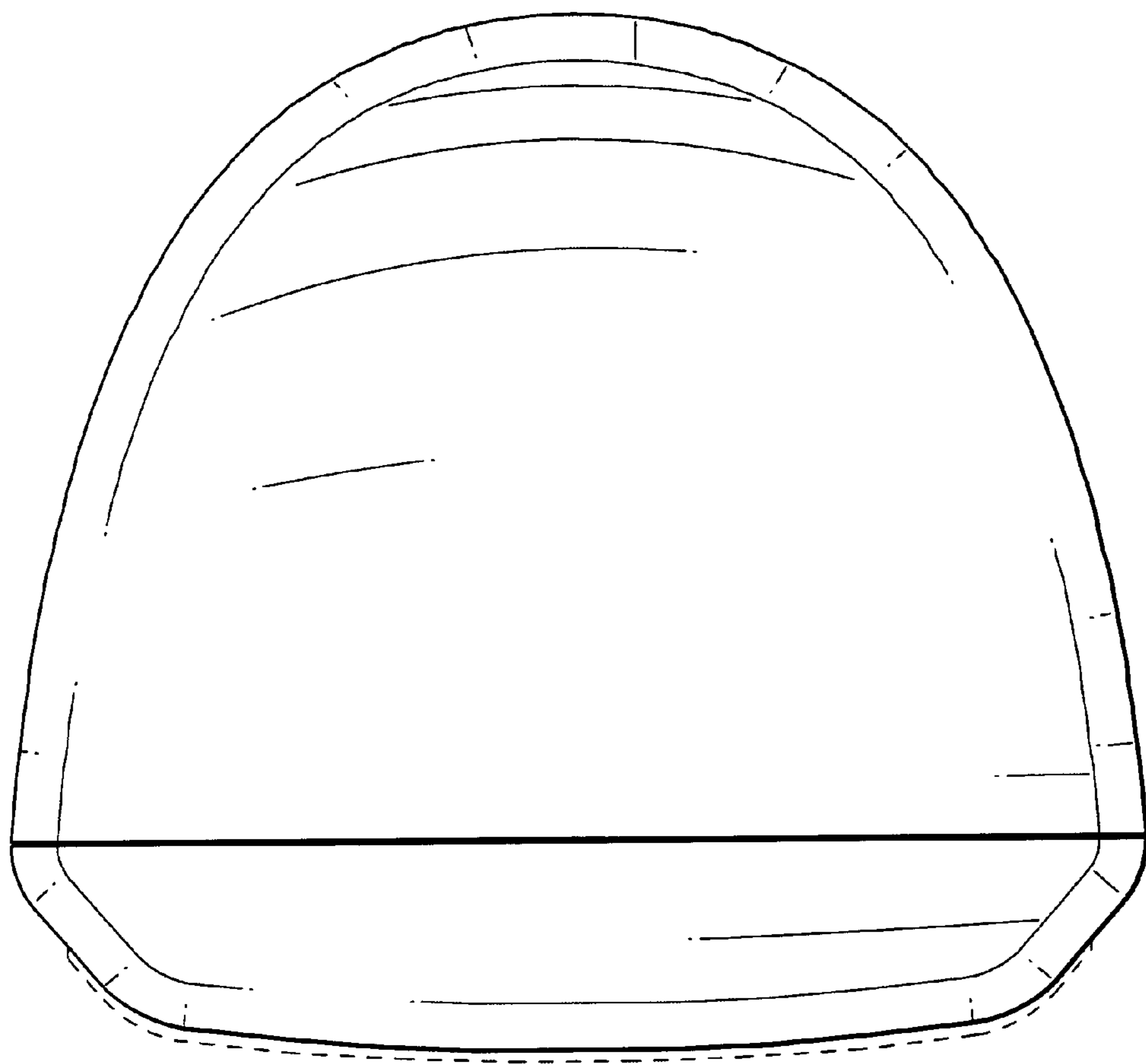


FIG. 5