



US00D534153S

(12) **United States Design Patent** (10) **Patent No.:** **US D534,153 S**
Naruki (45) **Date of Patent:** **** Dec. 26, 2006**

(54) **PORTABLE DIGITAL INFORMATION RECORDING/REPRODUCTION UNIT**

(75) Inventor: **Masatomo Naruki**, Kawasaki (JP)

(73) Assignee: **Kabushiki Kaisha Toshiba** (JP)

(**) Term: **14 Years**

(21) Appl. No.: **29/244,178**

(22) Filed: **Dec. 7, 2005**

(30) **Foreign Application Priority Data**

Jun. 22, 2005 (JP) 2005-018037

(51) **LOC (8) Cl.** **14-01**

(52) **U.S. Cl.** **D14/167; D14/496**

(58) **Field of Classification Search** D14/167, D14/154, 168, 188, 496, 156, 160, 161, 162, D14/163, 164, 165, 192; D16/208; D26/38; 455/351, 350

See application file for complete search history.

(56) **References Cited**

U.S. PATENT DOCUMENTS

- D404,761 S 1/1999 Tarpenning et al.
- D416,001 S * 11/1999 Tal et al. D14/347
- D419,464 S * 1/2000 Chang D10/78
- D423,468 S * 4/2000 Jenkins D14/342
- D452,488 S * 12/2001 Ogasawara D14/136
- D460,448 S 7/2002 Matsumoto
- D463,393 S * 9/2002 Kataoka D14/167
- D464,961 S 10/2002 Sogabe
- D476,989 S 7/2003 Matsumoto
- D479,235 S 9/2003 Tanaka et al.
- D489,731 S * 5/2004 Huang D14/496
- D492,323 S * 6/2004 Wang D14/496
- D494,562 S * 8/2004 Lee D14/156
- D499,423 S * 12/2004 Bahroocha et al. D14/496
- D509,819 S * 9/2005 Yang D14/156
- D509,833 S * 9/2005 Yang D14/496
- D511,347 S * 11/2005 Naruki D14/496
- D511,528 S * 11/2005 Yang D14/496

- D516,578 S * 3/2006 Matsuoka D14/496
- D519,523 S * 4/2006 Chiu et al. D14/496
- D520,020 S * 5/2006 Senda et al. D14/496
- D520,516 S * 5/2006 Yang D14/496
- D523,445 S * 6/2006 Toh D14/496
- D523,446 S * 6/2006 Peng D14/496

FOREIGN PATENT DOCUMENTS

CN	3153813D	7/2000
JP	910988	11/1994
JP	921790	3/1995
JP	934656	6/1995
JP	1042972	7/1999
JP	D1124930	10/2001
JP	D1131824	1/2002
JP	1196778	2/2004
KR	30-0344164	2/2004

OTHER PUBLICATIONS

B&H Catalog, Summer 2004, p. 29, published Jun. 2004.

* cited by examiner

Primary Examiner—Cathron C. Brooks

Assistant Examiner—Austin Murphy

(74) *Attorney, Agent, or Firm*—Banner & Witcoff, Ltd.

(57) **CLAIM**

The ornamental design for a portable digital information recording/reproduction unit, as shown and described.

DESCRIPTION

FIG. 1 is a front, top and left side perspective view of a portable digital information recording/reproduction unit, showing my new design;

FIG. 2 is a top plan view thereof;

FIG. 3 is a front elevational view thereof;

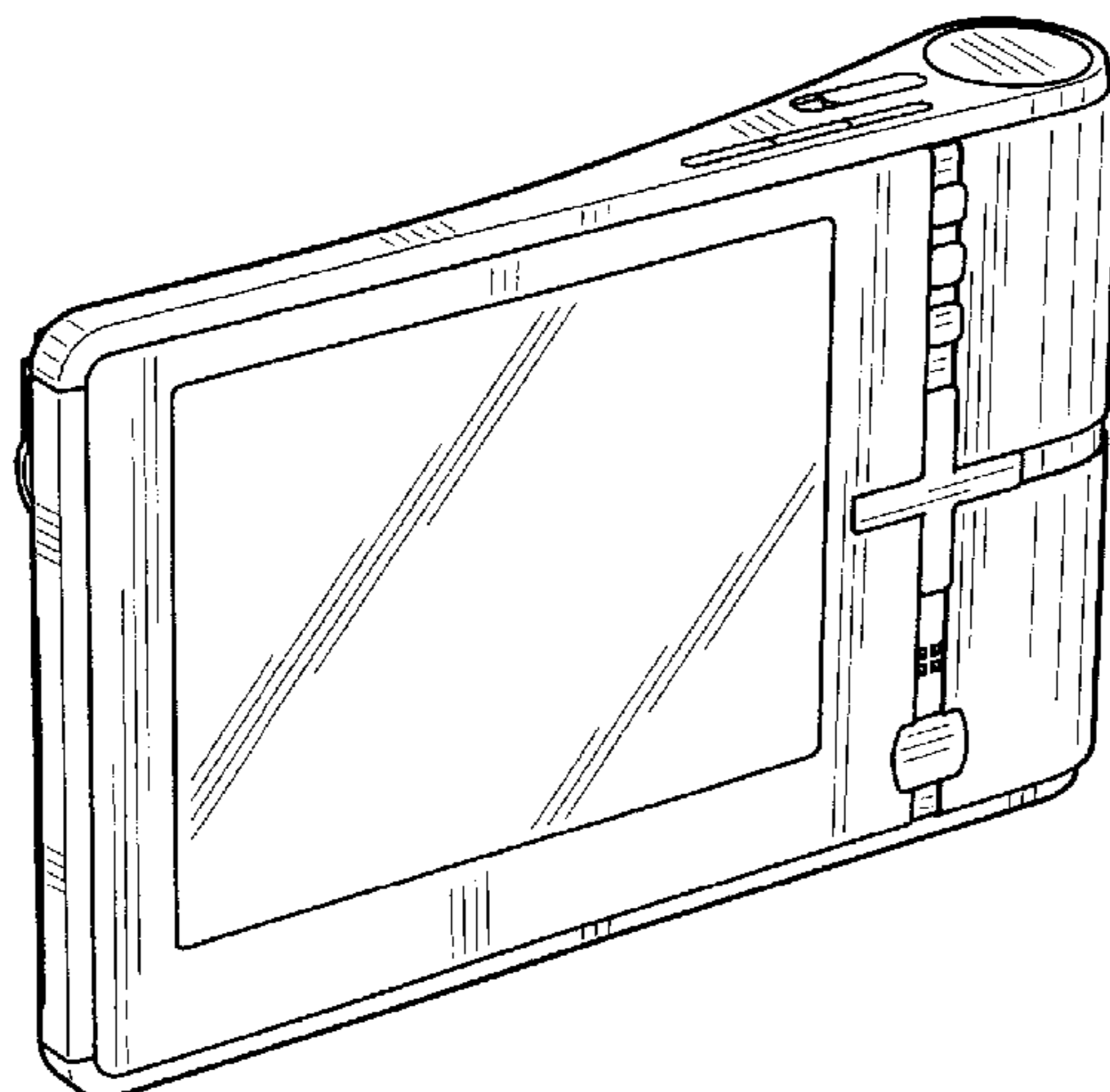
FIG. 4 is a bottom plan view thereof;

FIG. 5 is a left side elevational view thereof;

FIG. 6 is a right side elevational view thereof; and,

FIG. 7 is a rear elevational view thereof.

1 Claim, 3 Drawing Sheets



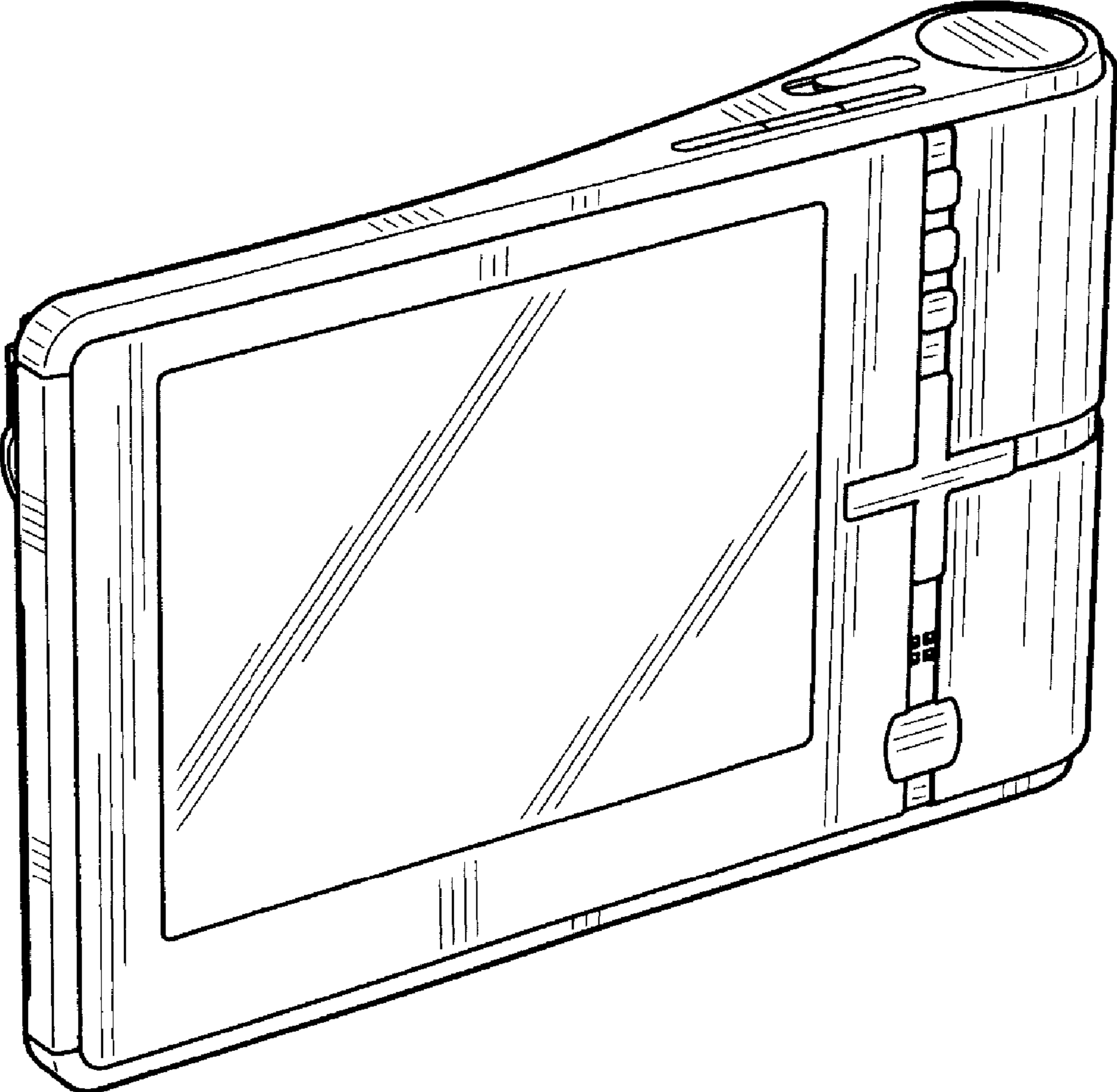


FIG.1

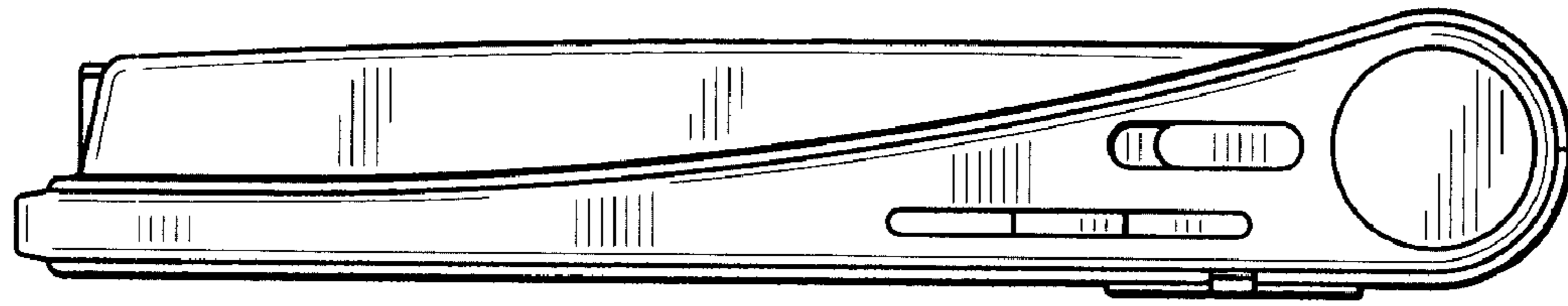


FIG. 2

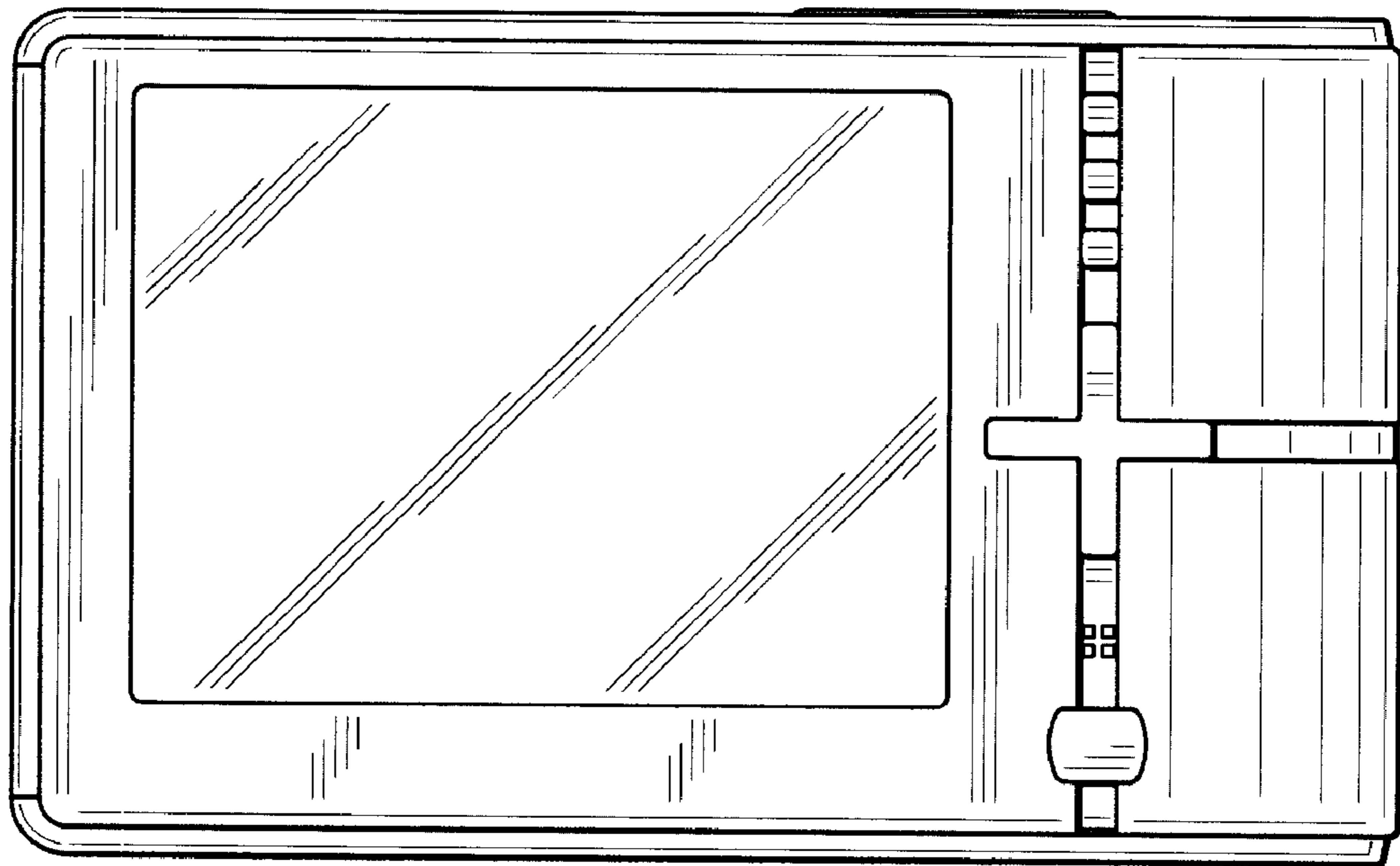


FIG. 3

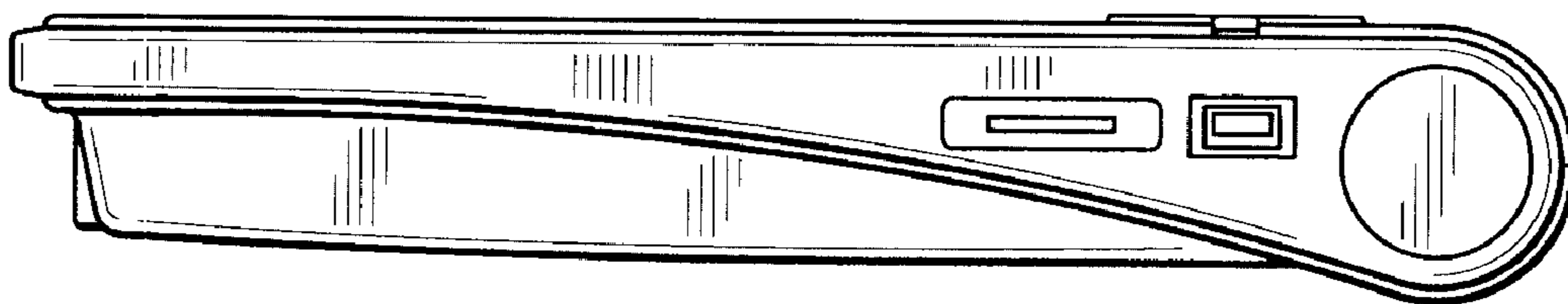


FIG. 4

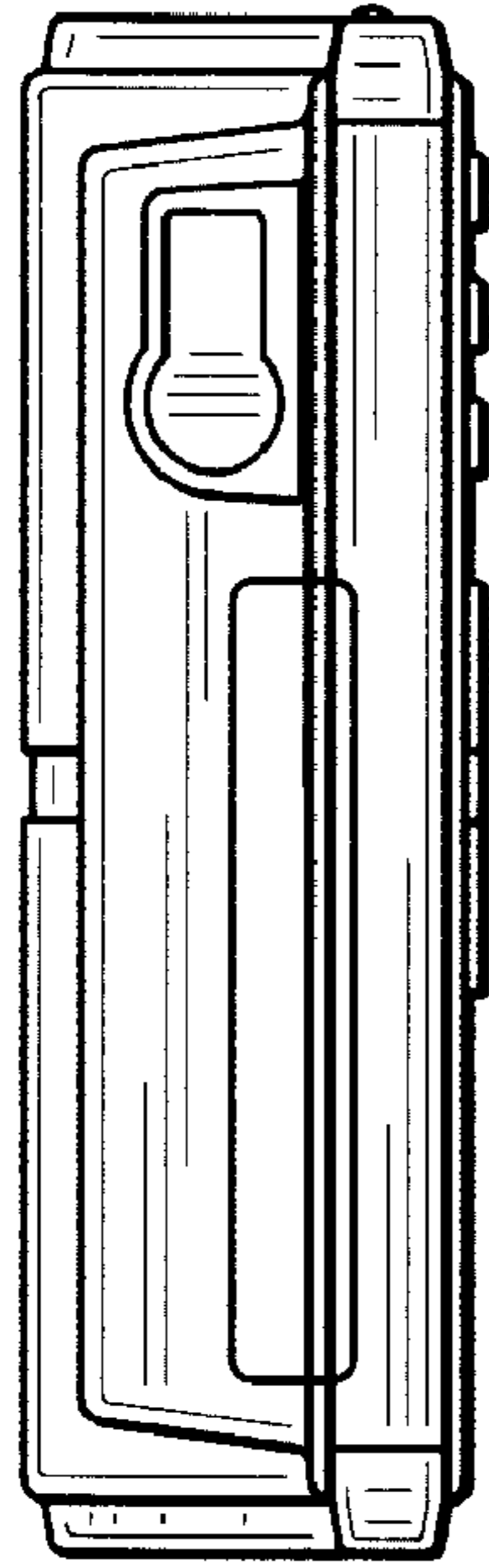


FIG. 5

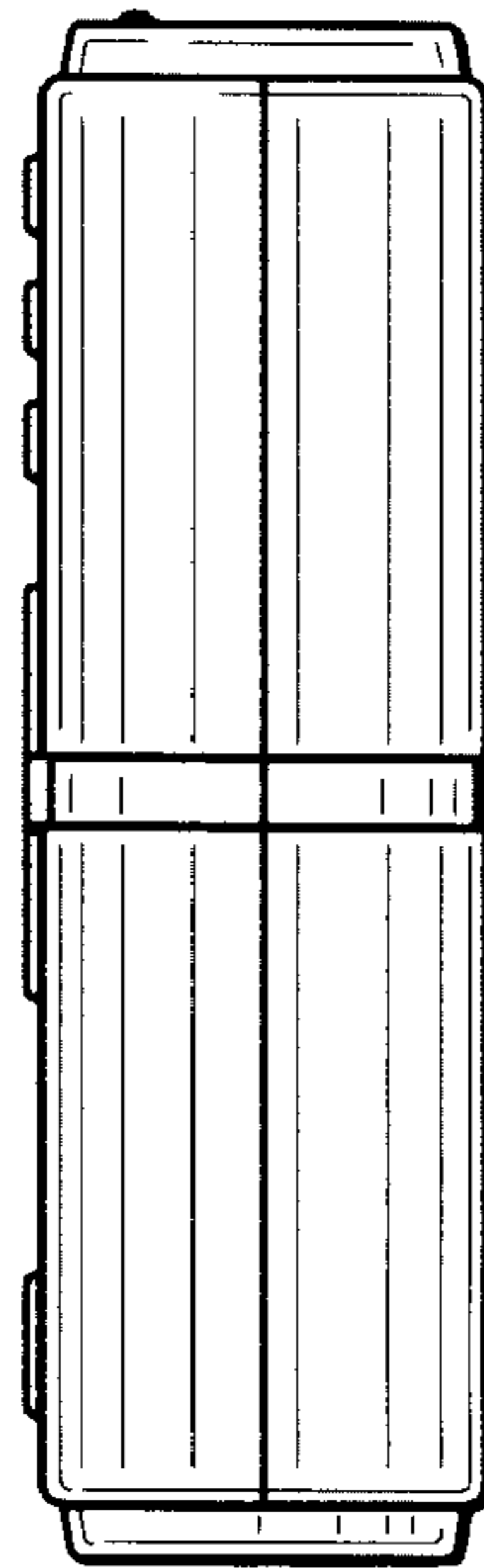


FIG. 6




FIG. 7