

US00D534137S

(12) **United States Design Patent**
Izumi

(10) **Patent No.: US D534,137 S**

(45) **Date of Patent: ** Dec. 26, 2006**

(54) **GRAPHIC DISPLAY DEVICE**

D485,539 S * 1/2004 Goto et al. D14/128
D497,147 S * 10/2004 Izu et al. D14/128

(75) Inventor: **Kenji Izumi**, Shimane Prefecture (JP)

FOREIGN PATENT DOCUMENTS

(73) Assignee: **Shimane Prefectural Government** (JP)

JP	D1139425	4/2002
JP	D1154932	10/2002
JP	2002-300601	10/2002
JP	D1159767	12/2002

(**) Term: **14 Years**

(21) Appl. No.: **29/211,647**

* cited by examiner

(22) Filed: **Aug. 19, 2004**

Primary Examiner—Philip S. Hyder

(51) **LOC (8) Cl. 14-03**

(74) *Attorney, Agent, or Firm*—Banner & Witcoff, Ltd.

(52) **U.S. Cl. D14/126**

(58) **Field of Classification Search** D14/126,
D14/128, 129, 374, 375, 376; 348/836, 838,
348/180, 184, 325, 739; 341/12; 248/917-924;
345/104, 133, 156, 168, 87, 173; D21/325,
D21/329; 482/1; 273/460, 461

See application file for complete search history.

(57) **CLAIM**

The ornamental design for a graphic display device thereof,
as shown and described.

DESCRIPTION

FIG. 1 is a front view of a graphic display device showing
my new design;

FIG. 2 is a top view thereof;

FIG. 3 is a right side view thereof;

FIG. 4 is a left side view thereof; and,

FIG. 5 is perspective view thereof.

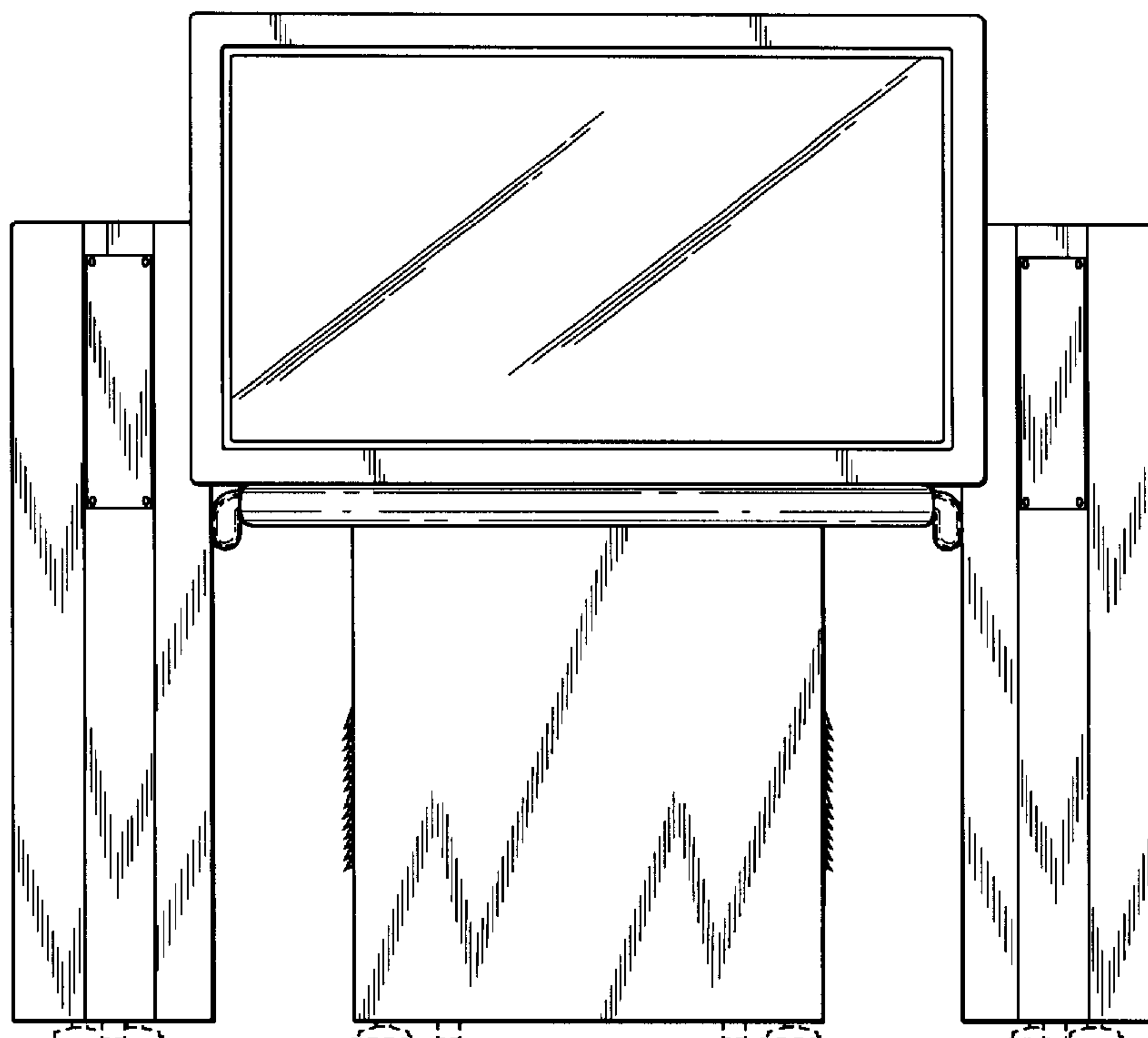
The broken line showing of the base supporting elements of
the graphic display device is for illustrative purposes only
and forms no part of the claimed design. The unshown
bottom and rear portions of the graphic display device forms
no part of the claimed design.

(56) **References Cited**

U.S. PATENT DOCUMENTS

D358,616 S	*	5/1995	Chung-Po	D21/325
D411,582 S	*	6/1999	Muraki et al.	D21/325
D421,070 S	*	2/2000	Jang et al.	D21/325
D440,545 S	*	4/2001	Pham et al.	D14/130
D442,926 S	*	5/2001	Kim et al.	D14/126
D442,927 S	*	5/2001	Kim et al.	D14/126
D467,232 S	*	12/2002	Bong et al.	D14/126
D467,233 S	*	12/2002	Takemoto et al.	D14/126
D483,726 S	*	12/2003	Teng et al.	D14/126

1 Claim, 5 Drawing Sheets



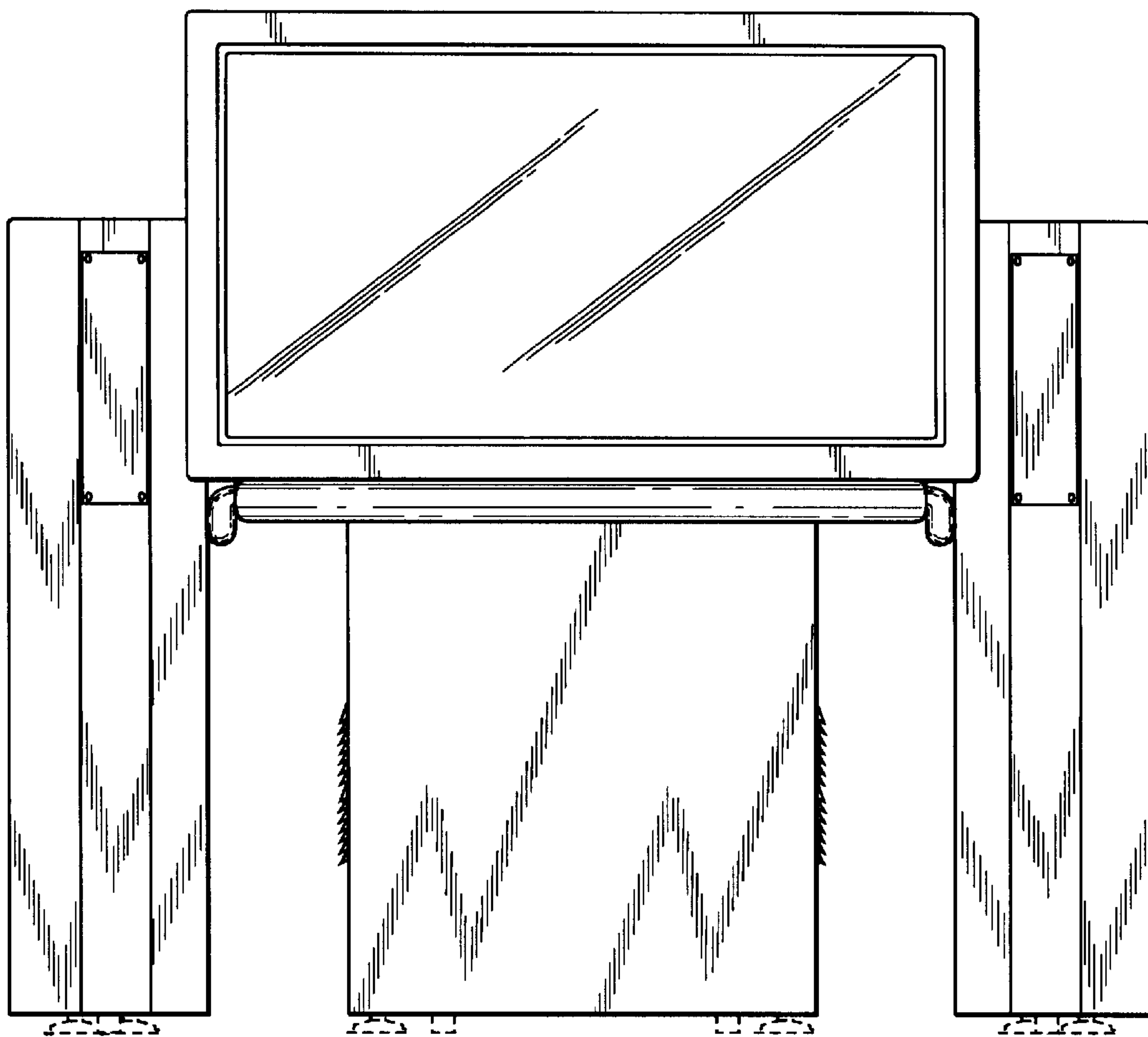


FIG. 1

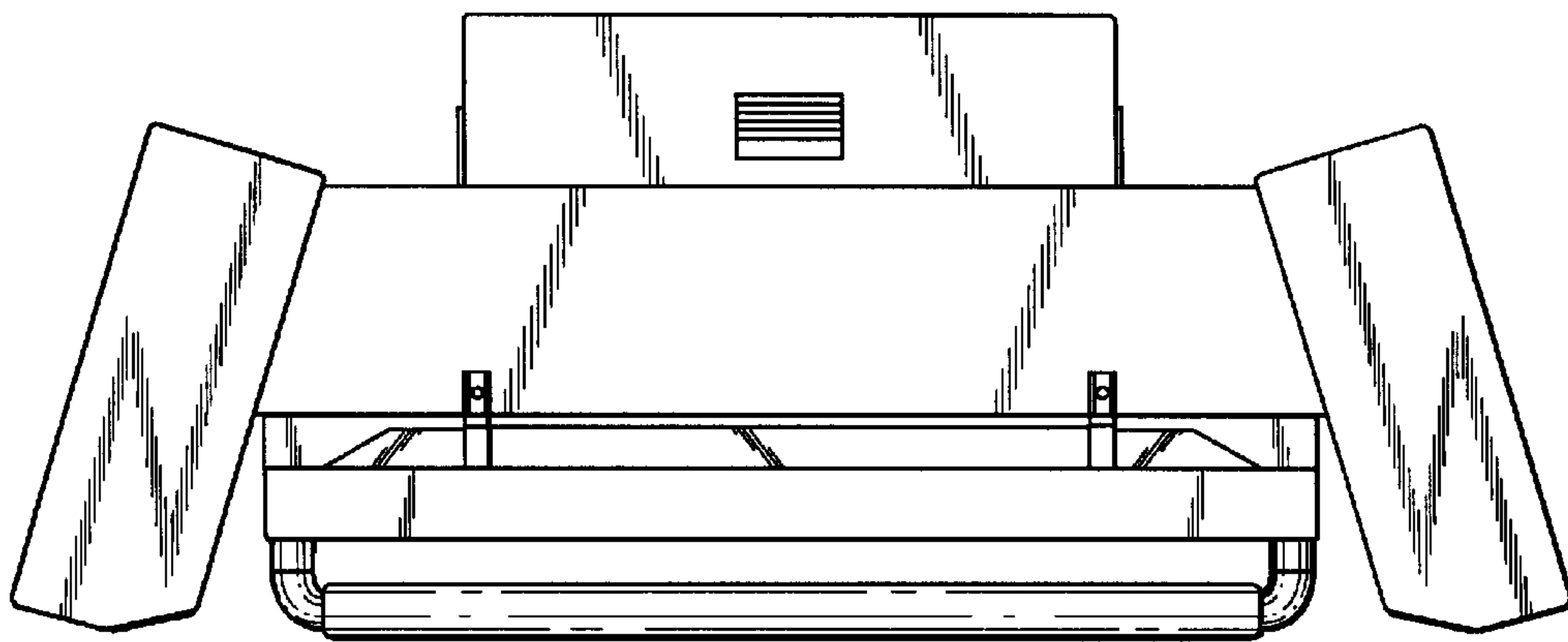


FIG. 2

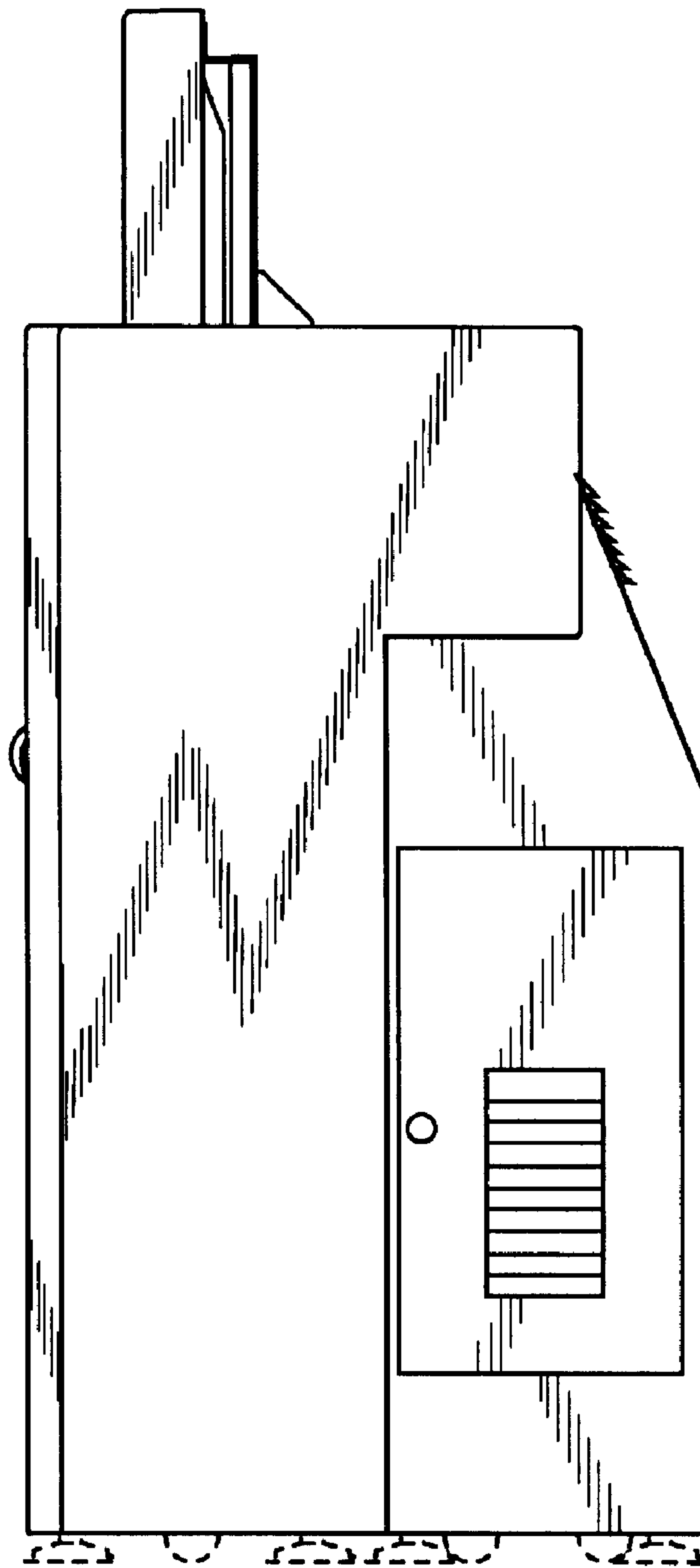


FIG. 3

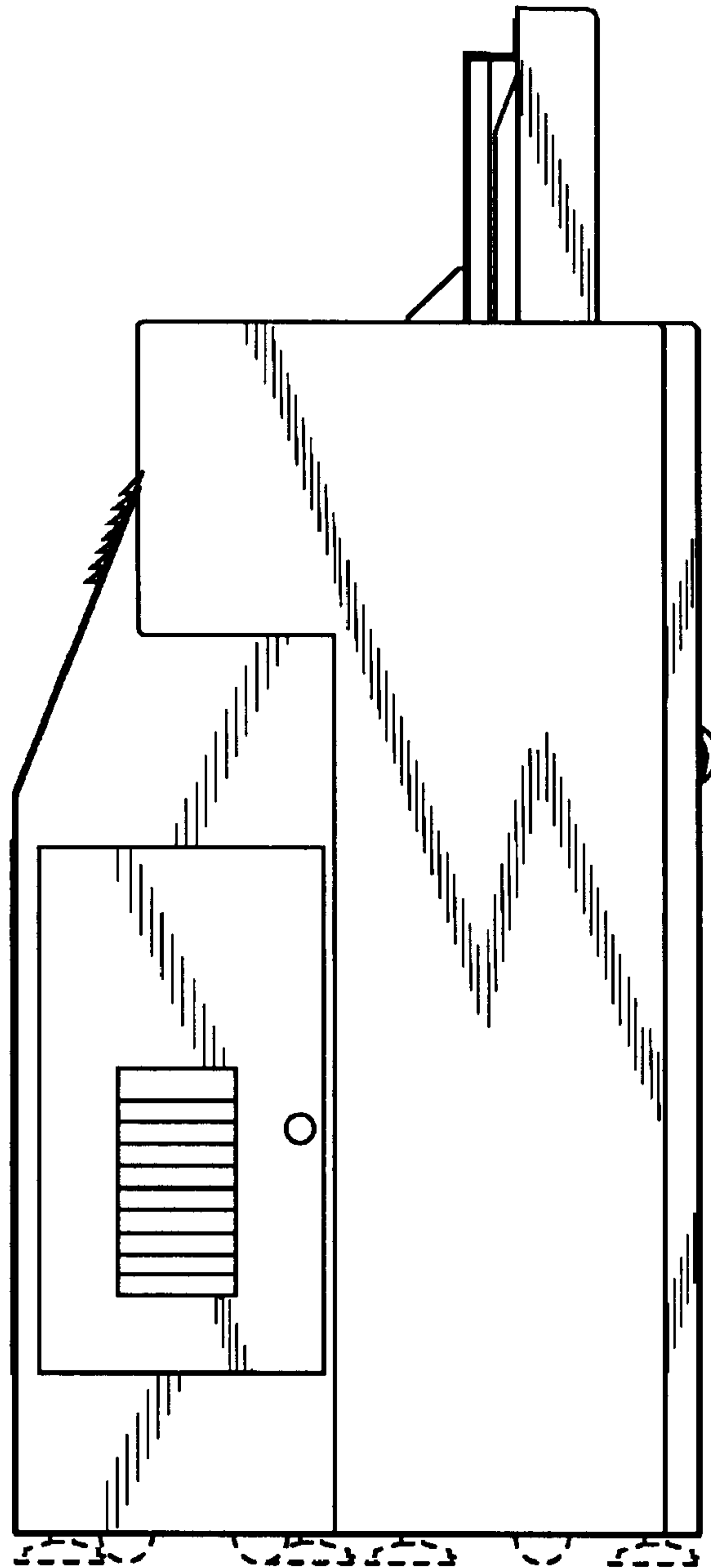


FIG. 4

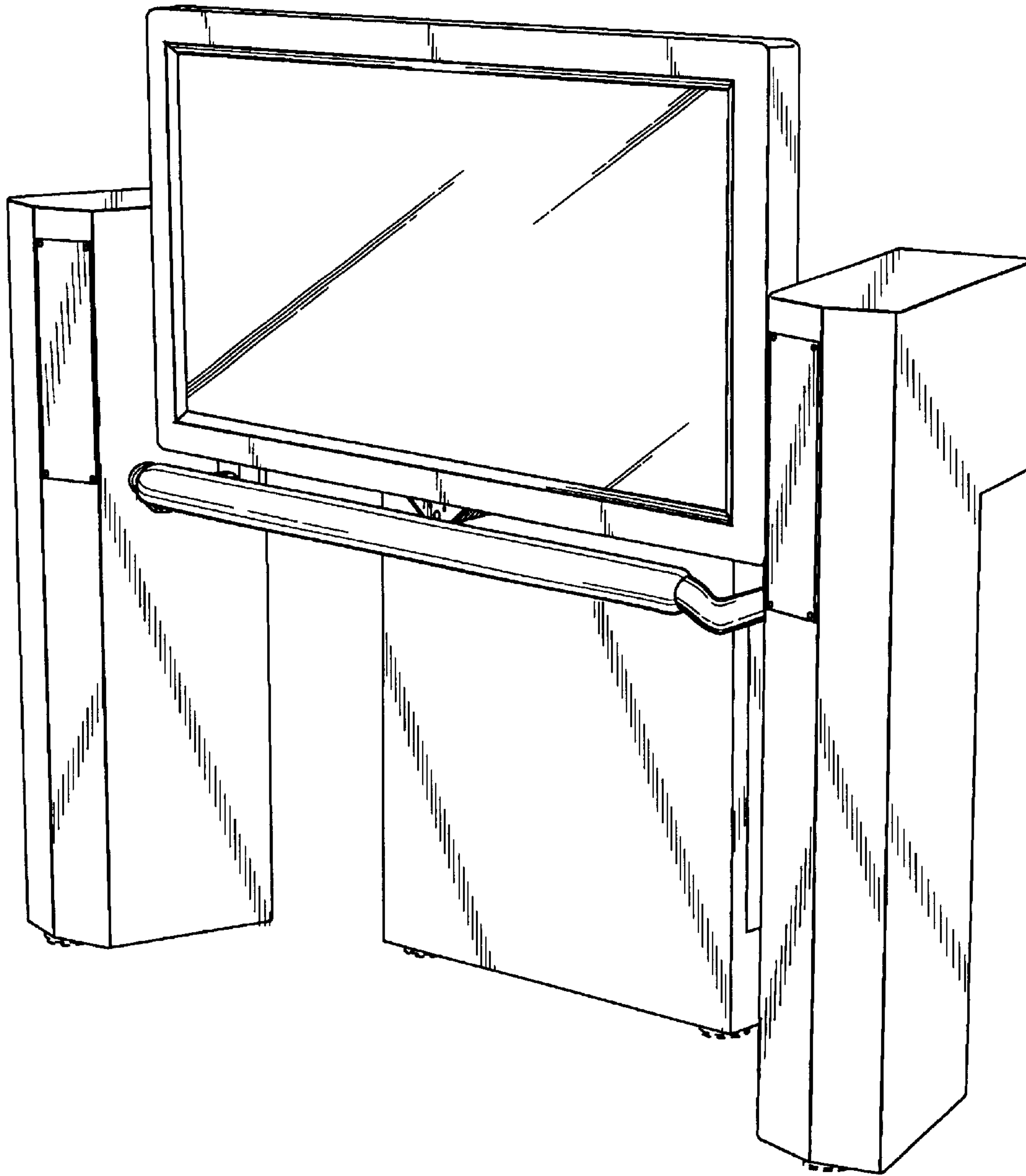


FIG. 5