



US00D534131S

(12) **United States Design Patent** (10) **Patent No.:** **US D534,131 S**
Ng et al. (45) **Date of Patent:** **** Dec. 26, 2006**

(54) **NAVIGATION BUTTON ARRAY FOR REMOTE CONTROL HOUSING**

(75) Inventors: **Phoebe Ng**, San Jose, CA (US); **Robert Stepanian**, 4134 Cranford Cir., San Francisco, CA (US) 95124; **Allison S. Conner**, San Francisco, CA (US)

(73) Assignee: **Robert Stepanian**, San Francisco, CA (US)

(**) Term: **14 Years**

(21) Appl. No.: **29/236,023**

(22) Filed: **Aug. 10, 2005**

(51) **LOC (8) Cl.** **13-03**

(52) **U.S. Cl.** **D13/168**

(58) **Field of Classification Search** D13/168;
D10/104, 106; D14/218, 247; 340/825.22, 340/825.24, 825.25, 825.31, 825.36, 825.69, 340/825.71, 825.72; 341/20, 22, 23, 34, 173, 341/174, 176; 345/156, 168, 169; 348/734; 455/92, 95, 100, 128, 151.1-151.4, 325-355; 463/39, 42; 700/17, 19, 20, 281

See application file for complete search history.

(56) **References Cited**

U.S. PATENT DOCUMENTS

5,650,831	A	7/1997	Farwell	
D387,061	S	* 12/1997	Nozoe	D14/218
D395,891	S	* 7/1998	Gerba et al.	D14/218
D407,071	S	* 3/1999	Keating	D13/168
D425,899	S	* 5/2000	Dent	D14/218

6,707,448	B1	* 3/2004	Kunimatsu et al.	345/173
D504,417	S	* 4/2005	Reza et al.	D14/218
D514,527	S	* 2/2006	DiPasquale	D13/168
2002/0002707	A1	1/2002	Ekel et al.	
2002/0092025	A1	7/2002	Klumpp	
2002/0158812	A1	10/2002	Pallakoff	
2003/0174084	A1	* 9/2003	Maeda	341/176
2004/0224638	A1	11/2004	Fadell et al.	
2005/0012723	A1	1/2005	Pallakoff	
2006/0017857	A1	* 1/2006	Sata et al.	348/734

* cited by examiner

Primary Examiner—Selina Sikder

(74) *Attorney, Agent, or Firm*—James F. Hann; Haynes Beffel & Wolfeld LLP

(57) **CLAIM**

The ornamental design for a navigation button array for remote control housing, as shown and described.

DESCRIPTION

The navigation button array for remote control housing is used as an input for a remote control.

This is related to our copending U.S. patent application Ser. No. 29/236,022 titled Remote Control Housing filed on the same date as this application, the disclosure of which is incorporated by reference.

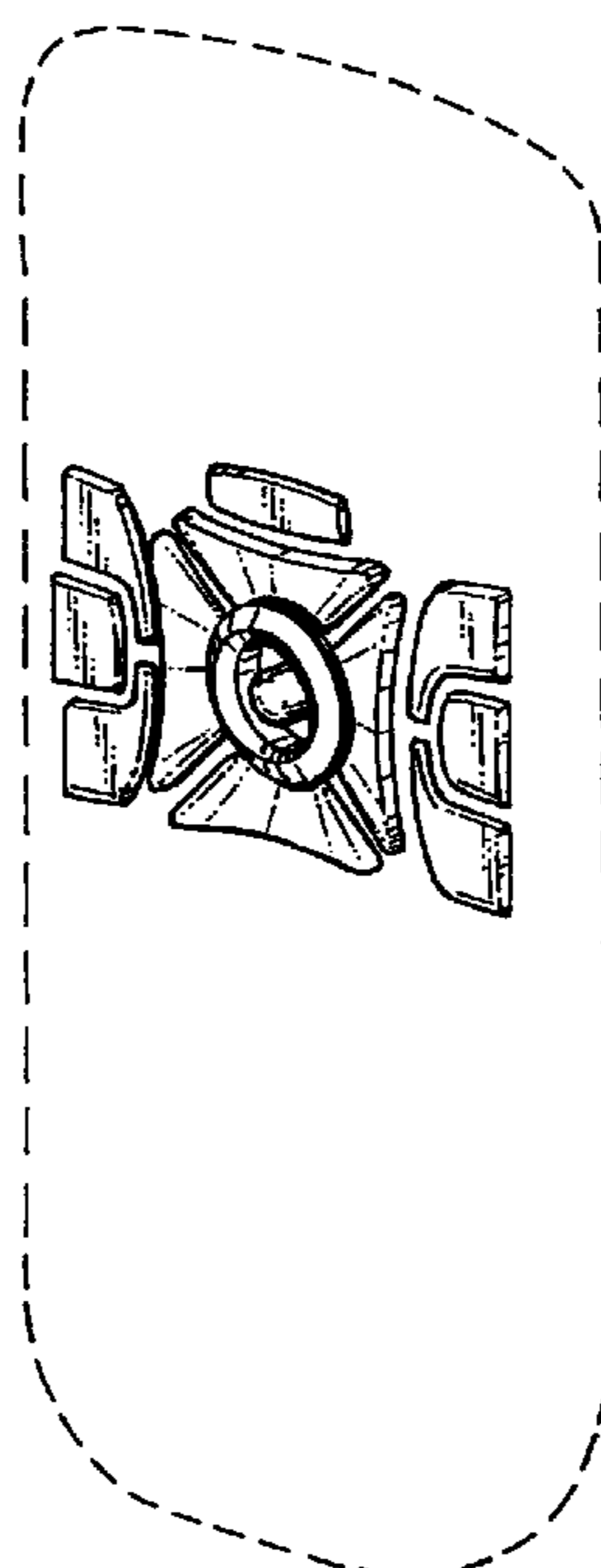
FIG. 1 is a top, right, rear view of a navigation button array for remote control housing showing our new design;

FIG. 2 is a top plan view thereof; and,

FIG. 3 is a right side elevational view thereof.

The broken lines in all views are shown for illustrative purposes only and form no part of the claimed design.

1 Claim, 1 Drawing Sheet



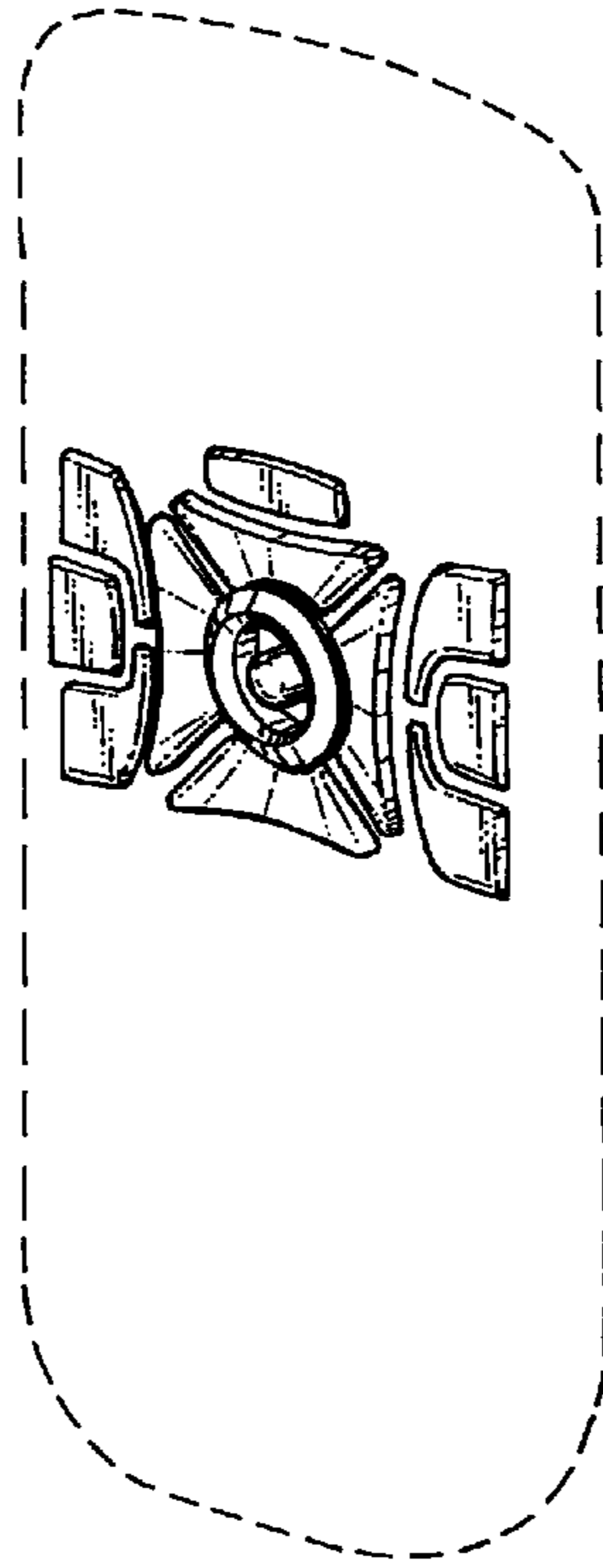


FIG. 1




FIG. 2



FIG. 3