



US00D534095S

(12) **United States Design Patent**
Lai

(10) **Patent No.:** **US D534,095 S**

(45) **Date of Patent:** **** *Dec. 26, 2006**

(54) **JEWELRY SETTING**

(76) Inventor: **Danny S. Lai**, 16 W. 16th St., #12RN,
New York, NY (US) 10011

(*) Notice: This patent is subject to a terminal disclaimer.

(**) Term: **14 Years**

(21) Appl. No.: **29/114,325**

(22) Filed: **Nov. 23, 1999**

Related U.S. Application Data

(63) Continuation of application No. 29/109,485, filed on Aug. 16, 1999, now Pat. No. Des. 434,694.

(51) **LOC (8) Cl.** **11-01**

(52) **U.S. Cl.** **D11/92**

(58) **Field of Classification Search** D11/1,
D11/2, 91-92, 34, 40, 89, 26, 27, 30, 33,
D11/7, 8; 63/26, 27, 28, 29.1, 32, 33
See application file for complete search history.

(56) **References Cited**

U.S. PATENT DOCUMENTS

6,003,335 A * 12/1999 Gurevich et al. 63/26

D425,817 S * 5/2000 Gurevich et al. D11/91
D427,934 S * 7/2000 Lai D11/92
D430,061 S * 8/2000 Chan D11/92
D431,204 S * 9/2000 Gurevich et al. D11/92
D434,694 S * 12/2000 Lai D11/92
D442,514 S * 5/2001 Chan D11/91

* cited by examiner

Primary Examiner—Ralf Seifert

(74) *Attorney, Agent, or Firm*—Stephen E. Feldman P.C.

(57) **CLAIM**

The ornamental design for a jewelry setting, as shown and described.

DESCRIPTION

FIG. 1 is a top plan view of a jewelry setting showing my new design;

FIG. 2 is a perspective view;

FIG. 3 is a top plan view shown in a position of use as a pendant; and

FIG. 4 is a perspective view shown in a position of use as an earring.

1 Claim, 1 Drawing Sheet

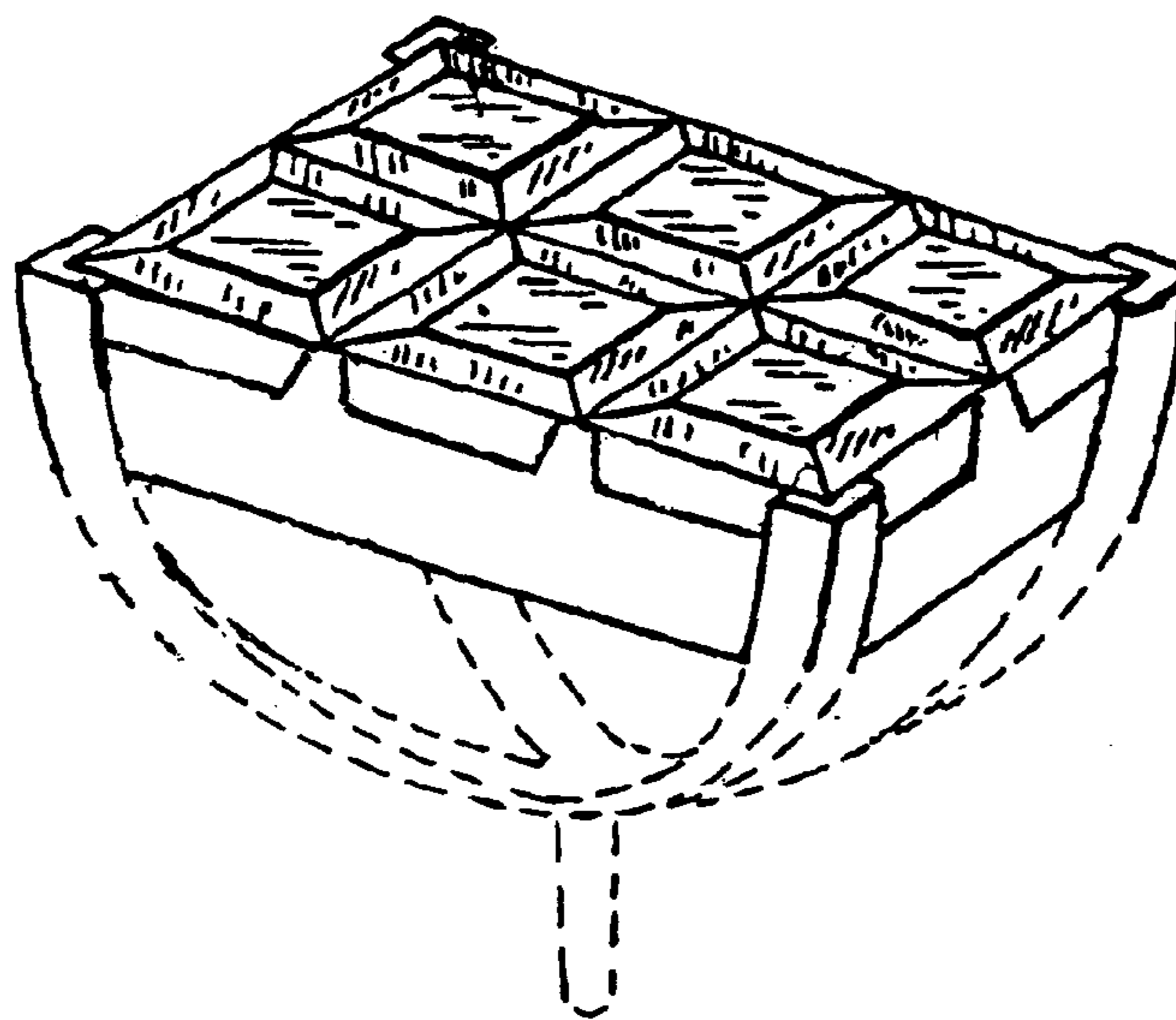


FIG. 1




FIG. 2

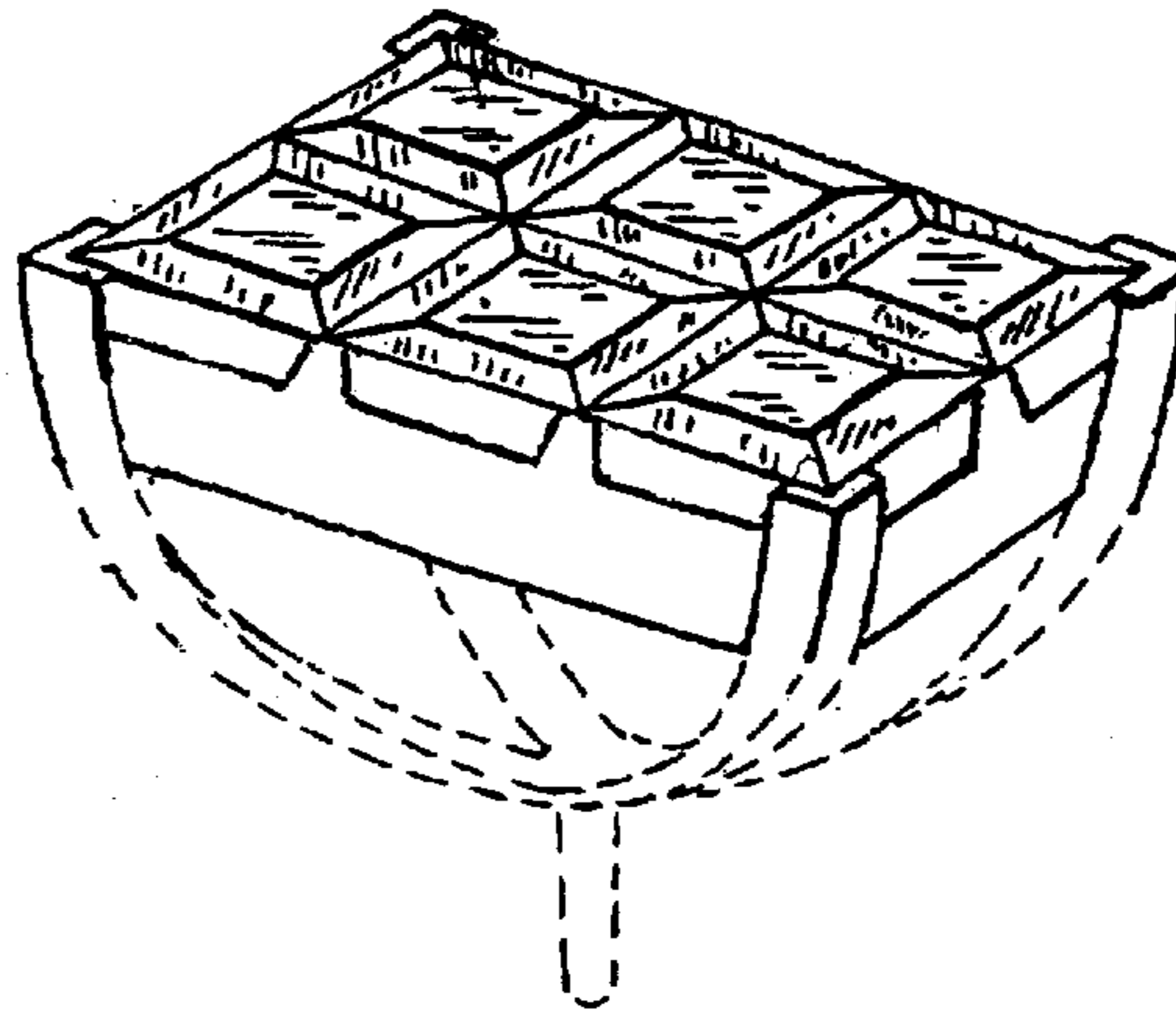


FIG. 3




FIG. 4

