



US00D534094S

(12) **United States Design Patent**  
**Trainor et al.**

(10) **Patent No.:** **US D534,094 S**

(45) **Date of Patent:** **\*\* Dec. 26, 2006**

(54) **BASEBALL PLATE CHARM**

(75) Inventors: **Jon T. Trainor**, Silver Lake, OH (US);  
**Robert E. Anthony**, Akron, OH (US);  
**Joann M. Arietta**, Norton, OH (US)

(73) Assignee: **Akron General Development Foundation**, Akron, OH (US)

(\*\*) Term: **14 Years**

(21) Appl. No.: **29/253,607**

(22) Filed: **Feb. 9, 2006**

(51) **LOC (8) Cl.** ..... **11-01**

(52) **U.S. Cl.** ..... **D11/81; 11/116**

(58) **Field of Classification Search** ..... D11/1-2,  
D11/7, 40-44, 46-49, 53, 56-57, 59-61,  
D11/63, 65, 79-83, 86-87, 89-90, 99, 91-92,  
D11/101, 106, 114-116, 200-201; 63/1.11,  
63/18-20; D3/207-211

See application file for complete search history.

(56) **References Cited**

**U.S. PATENT DOCUMENTS**

D47,488 S \* 6/1915 Hirschmann ..... D11/116

D63,325 S \* 11/1923 Brown ..... D9/556  
D75,806 S \* 7/1928 Pejahaar ..... D11/223  
D433,647 S 11/2000 Mahabeer  
D451,047 S \* 11/2001 Cohen ..... D11/81  
D462,091 S 8/2002 Lowder  
D462,832 S 9/2002 Lowder

\* cited by examiner

*Primary Examiner*—Ralf Seifert

(74) *Attorney, Agent, or Firm*—Buckingham, Doolittle & Burroughs, LLP; David J. Hrina


(57) **CLAIM**

I claim the ornamental design for a baseball plate charm, as shown.

**DESCRIPTION**

FIG. 1 is a perspective view illustrating the baseball plate charm with a hoop in ghost;  
FIG. 2 is a rear elevational view of the baseball plate charm of FIG. 1;  
FIG. 3 is a right side elevational view of FIG. 2;  
FIG. 4 is a left side elevational view of FIG. 2;  
FIG. 5 is a bottom elevational view of FIG. 2; and,  
FIG. 6 is a top elevational view of FIG. 2.

**1 Claim, 2 Drawing Sheets**



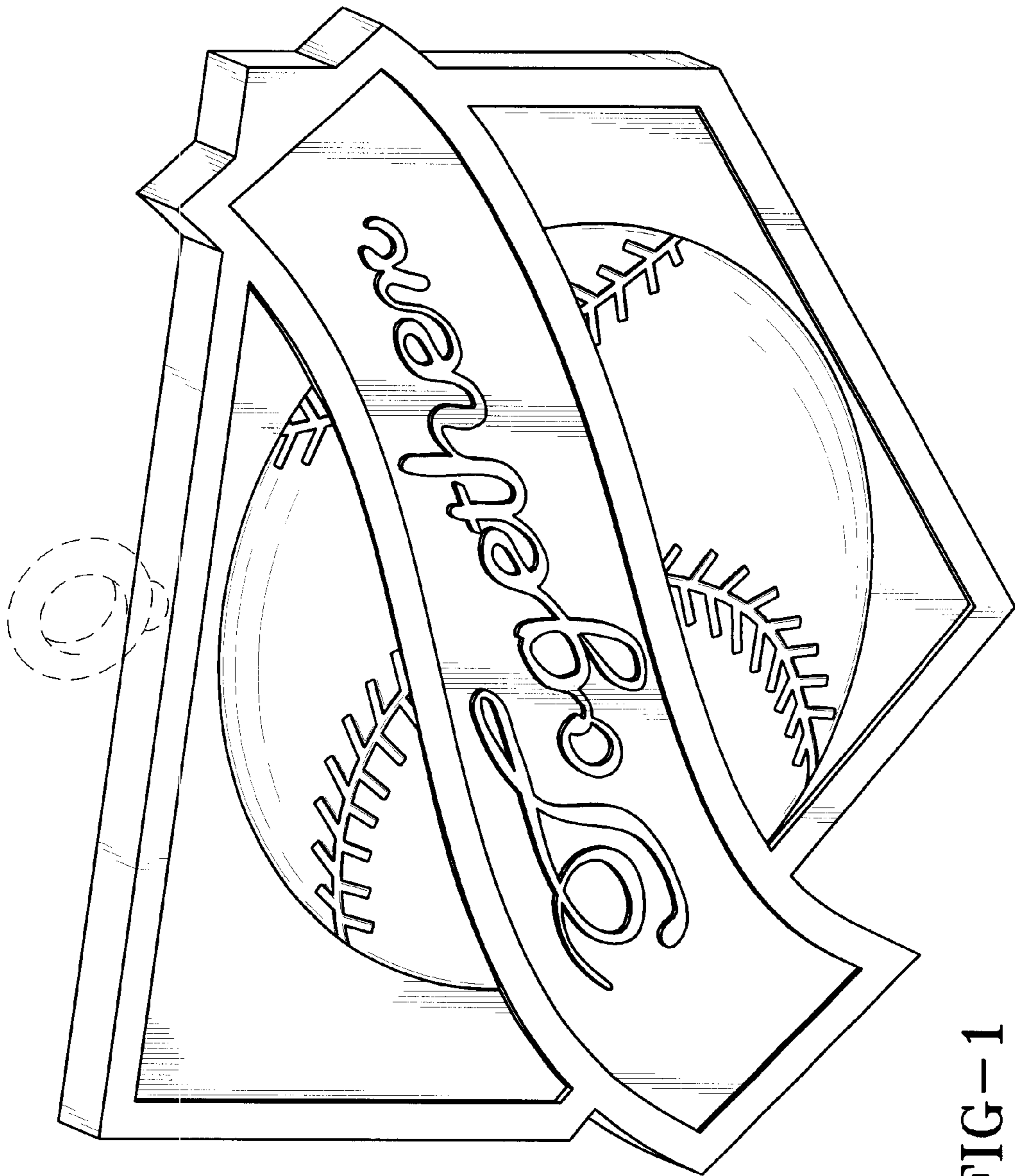


FIG-1



FIG-6

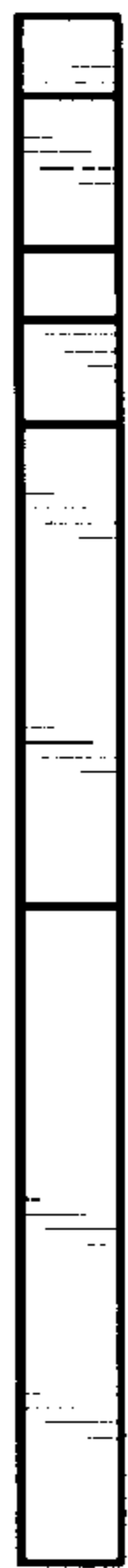


FIG-3

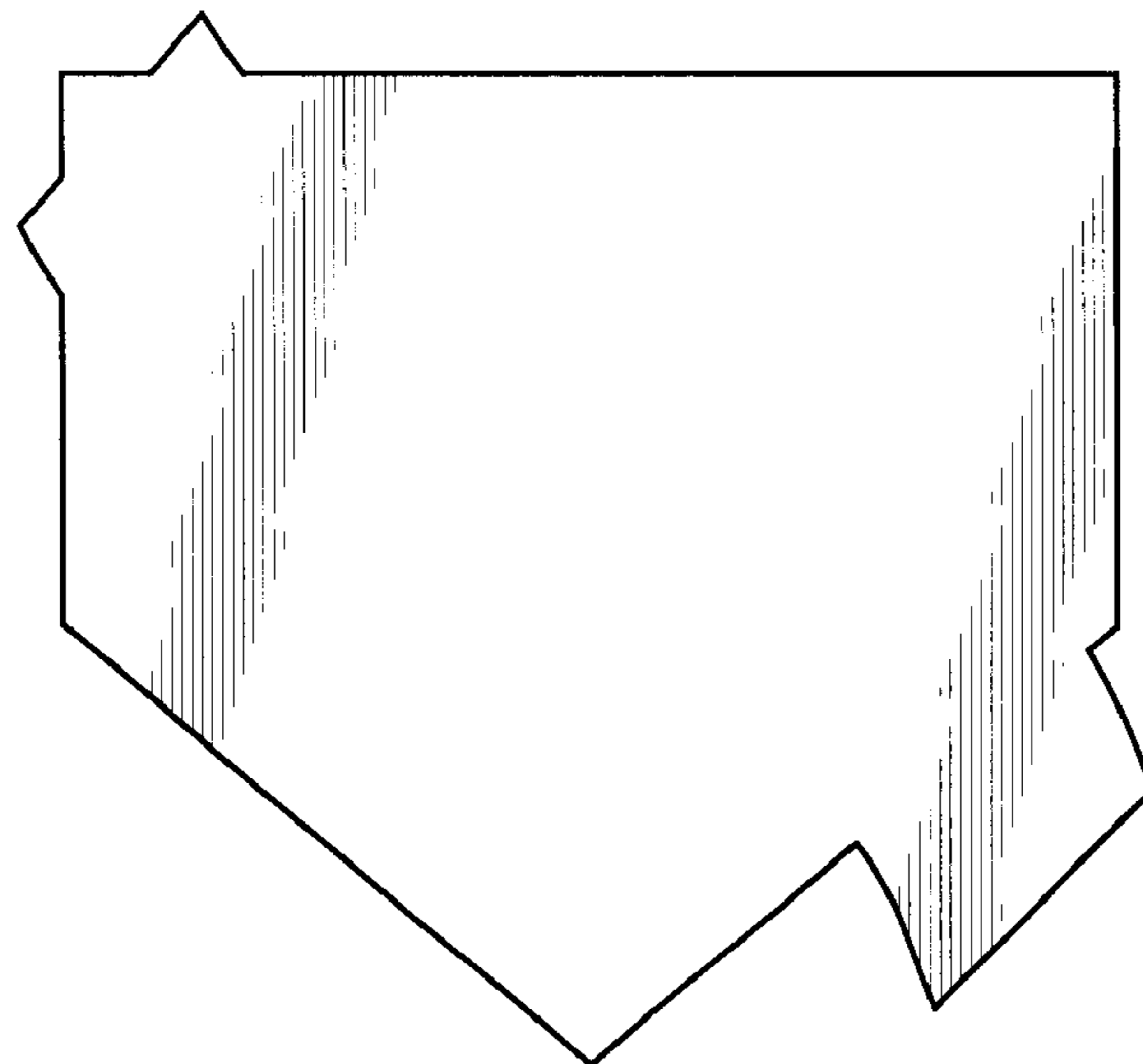


FIG-2

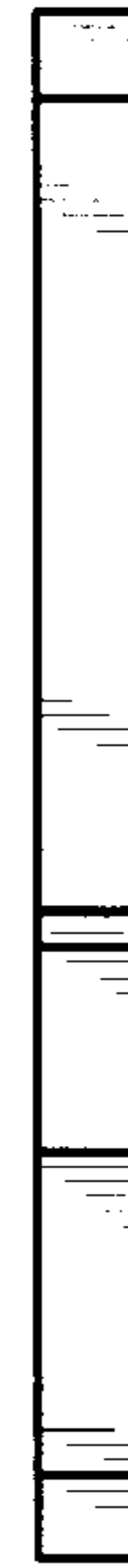


FIG-4



FIG-5