



US00D534092S

(12) **United States Design Patent** (10) **Patent No.:** **US D534,092 S**
Kuskovsky (45) **Date of Patent:** **** Dec. 26, 2006**

(54) **TIRE PRESSURE GAUGE**

(75) Inventor: **Mark Kuskovsky**, Florham Park, NJ
(US)

(73) Assignee: **Measurement Limited**

(**) Term: **14 Years**

(21) Appl. No.: **29/240,847**

(22) Filed: **Oct. 19, 2005**

(51) **LOC (8) Cl.** **10-04**

(52) **U.S. Cl.** **D10/86**

(58) **Field of Classification Search** D10/86,
D10/85; 73/732, 744, 742, 717, 741, 146.3,
73/146.8; 116/34 R, 272; 702/140
See application file for complete search history.

D338,839 S 8/1993 Akins
D349,659 S 8/1994 Huang
D352,252 S 11/1994 Huang
D361,950 S 9/1995 Mascio
D366,845 S 2/1996 Handfield et al.
D366,846 S 2/1996 Handfield et al.
D367,432 S 2/1996 Solloway
5,640,776 A 6/1997 Krauss
D390,140 S 2/1998 Germanton
D395,835 S 7/1998 Okuyama et al.
D402,997 S 12/1998 Campbell et al.
D409,509 S 5/1999 Petrucelli et al.
D409,931 S 5/1999 Petrucelli et al.
D419,085 S 1/2000 Prus
D420,299 S 2/2000 Jahn
D427,092 S 6/2000 Wu
D427,093 S 6/2000 Wu
D440,893 S 4/2001 Van Zeyl
D440,894 S 4/2001 Van Zeyl
D440,895 S 4/2001 Van Zeyl
D441,674 S 5/2001 Van Zeyl
D447,970 S 9/2001 Cappiello et al.

(56) **References Cited**

U.S. PATENT DOCUMENTS

D247,429 S 3/1978 Teal
D259,863 S 7/1981 Eller
D280,215 S 8/1985 Huang
D286,270 S 10/1986 Huang
D294,229 S 2/1988 Bonazzi
4,748,845 A 6/1988 Rocco et al.
4,782,448 A 11/1988 Milstein
D300,729 S 4/1989 Skaggs et al.
4,827,764 A 5/1989 Hwang
4,845,980 A 7/1989 Weng
4,916,944 A 4/1990 Ho-Chuan
4,924,697 A 5/1990 Hunt et al.
D314,159 S 1/1991 O'Connor
4,998,438 A 3/1991 Martin
D316,980 S 5/1991 Brinker et al.
D317,880 S 7/1991 Meehan
5,033,329 A 7/1991 Tezuka
D320,170 S 9/1991 Hwang
D320,756 S 10/1991 Ohno et al.
5,117,684 A 6/1992 Hwang
D331,731 S 12/1992 Campbell et al.
D335,465 S 5/1993 Garrison, III
D336,735 S 6/1993 Nulsen
D337,730 S 7/1993 Rosenfeld

(Continued)

Primary Examiner—Antoine D. Davis
Assistant Examiner—Patricia Palasik
(74) *Attorney, Agent, or Firm*—Plevy, Howard & Darcy, PC

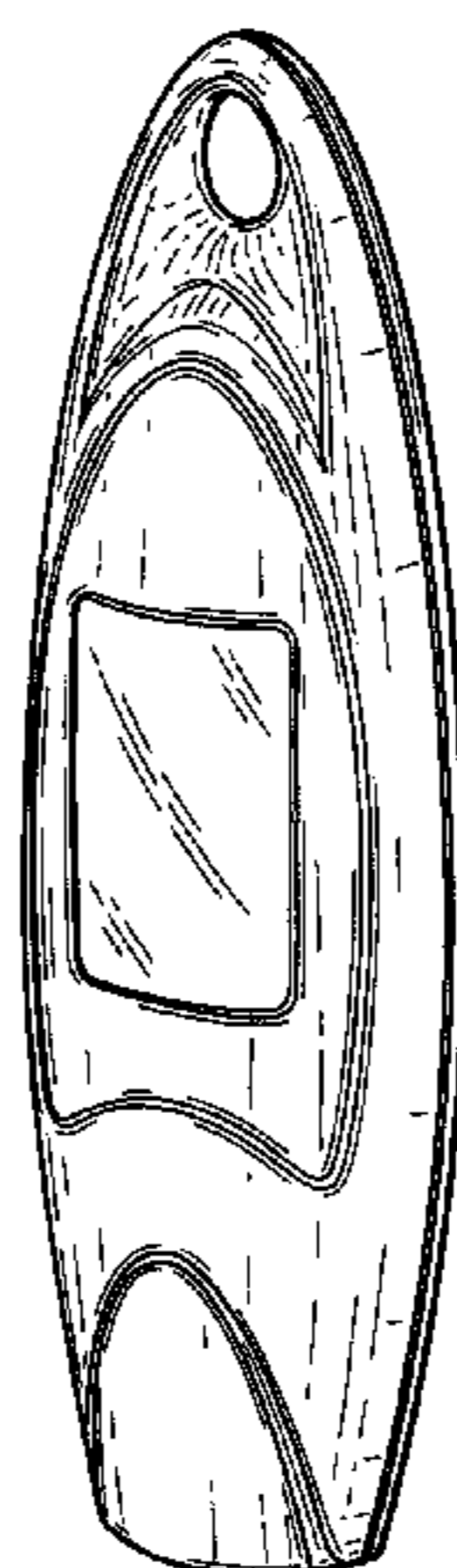
(57) **CLAIM**

The ornamental design for a tire pressure gauge, as shown and described.

DESCRIPTION

FIG. 1 is a front perspective view of a tire pressure gauge showing my new design;
FIG. 2 is a front plan view thereof;
FIG. 3 is a rear plan view thereof;
FIG. 4 is a right side elevational view thereof;
FIG. 5 is a left side elevational view being a mirror image;
FIG. 6 is a top plan view thereof; and,
FIG. 7 is a bottom plan view thereof.
The matter shown in broken lines is shown for illustrative purposes only, and forms no part of the claimed design.

1 Claim, 6 Drawing Sheets



US D534,092 S

Page 2

U.S. PATENT DOCUMENTS

D450,257 S	11/2001	Bressler et al.	D498,154 S	11/2004	Wang	
D455,381 S	4/2002	Maher et al.	D501,146 S	*	1/2005	Durr et al. D10/86
D455,666 S	4/2002	Cappiello et al.	D501,148 S		1/2005	Fuchs
D458,857 S	6/2002	Tseng	D501,417 S		2/2005	Tseng
D459,257 S	6/2002	Petrucci	D501,418 S		2/2005	Wang
D459,668 S	7/2002	Petrucci	D502,214 S		2/2005	Davis et al.
D460,704 S	7/2002	Peele	D502,658 S		3/2005	Fujioka
D462,627 S	9/2002	Petrucci	D502,734 S		3/2005	Davis et al.
D469,706 S	2/2003	Huang	D502,735 S		3/2005	Davis et al.
D472,172 S	3/2003	Fujioka et al.	D503,896 S		4/2005	Vidal
D474,124 S	5/2003	Krieger et al.	D504,630 S		5/2005	Wang
D488,082 S	4/2004	Durr et al.	D505,088 S		5/2005	Durr et al.
D491,480 S	6/2004	Huang et al.	D505,871 S		6/2005	Little et al.
D492,608 S	7/2004	Fujioka	D505,872 S	*	6/2005	Durr et al. D10/86
D496,602 S	9/2004	Shipman	D506,154 S		6/2005	Cowan et al.

* cited by examiner




FIG. 1

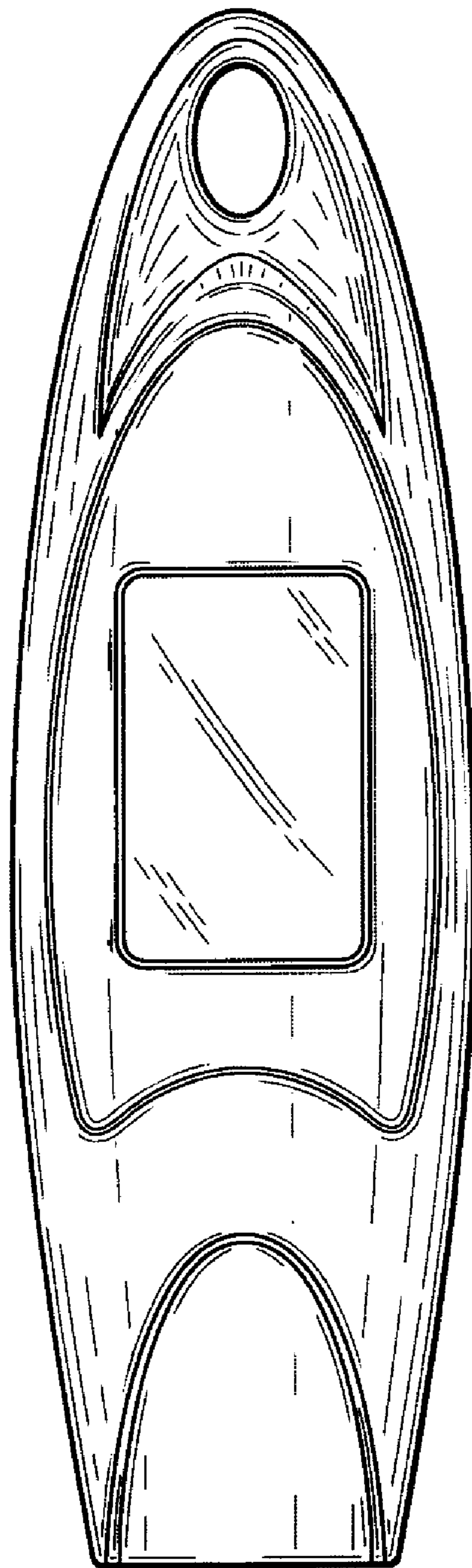


FIG. 2




FIG. 3




FIG. 4




FIG. 5

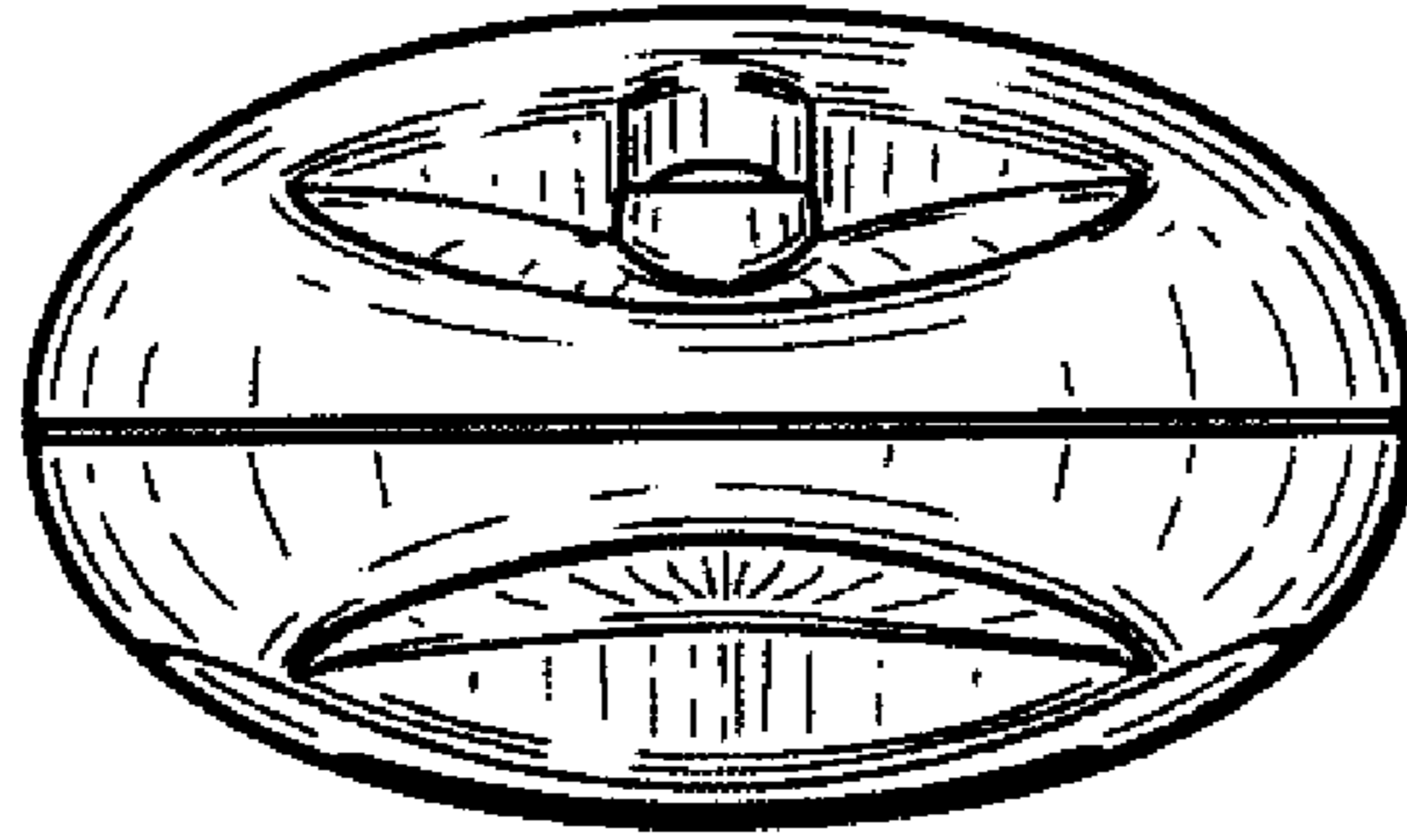


FIG. 6

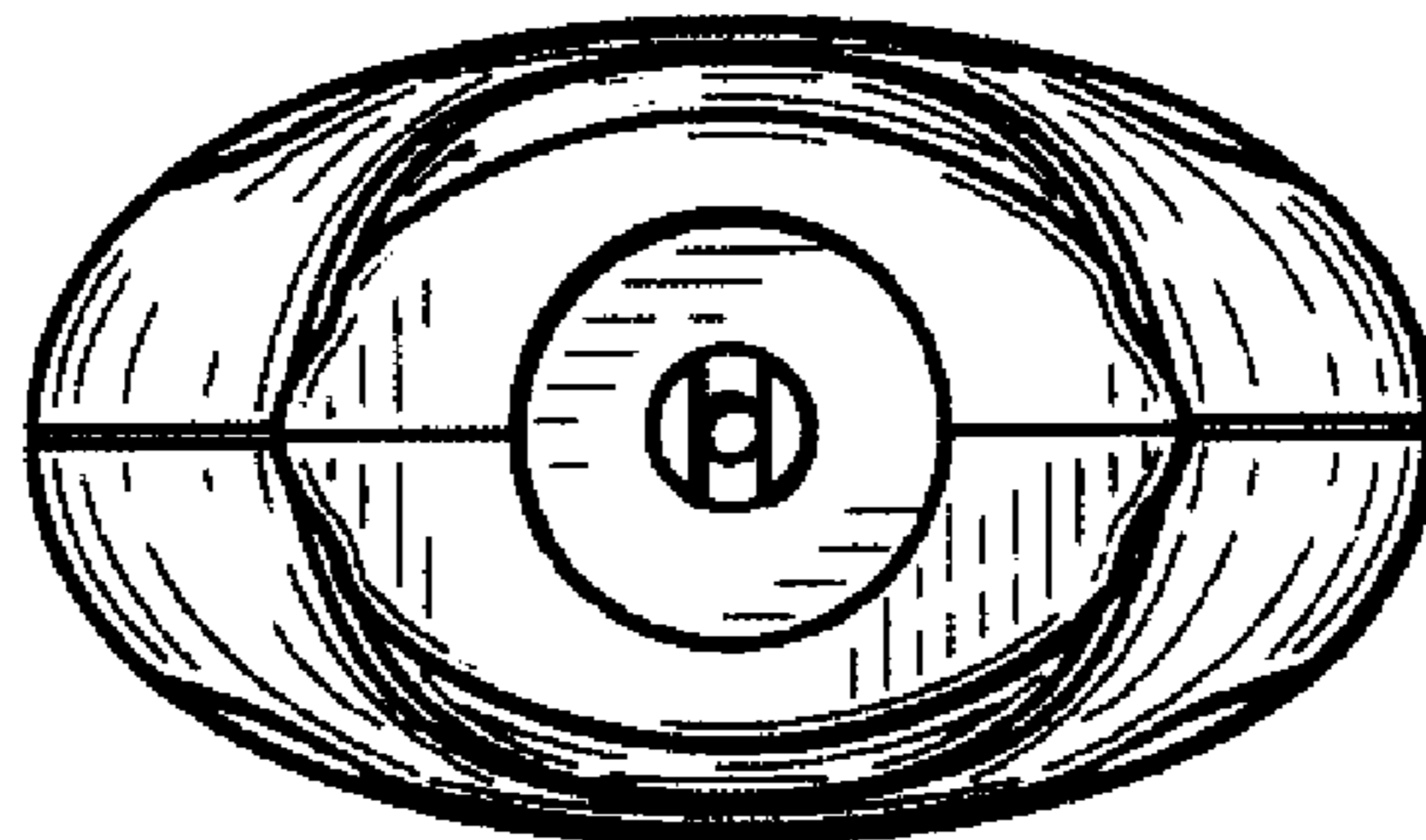


FIG. 7