



US00D534084S

(12) **United States Design Patent**
Linde

(10) **Patent No.:** **US D534,084 S**

(45) **Date of Patent:** **** Dec. 26, 2006**

(54) **WATCH CASE**

(76) **Inventor:** **Morten Linde**, Klampenborgvej 37,
2930 Klampenborg (DK)

(**) **Term:** **14 Years**

(21) **Appl. No.:** **29/229,804**

(22) **Filed:** **May 12, 2005**

(30) **Foreign Application Priority Data**

Nov. 23, 2004 (CH) 131170

(51) **LOC (8) Cl.** **10-02**

(52) **U.S. Cl.** **D10/39**

(58) **Field of Classification Search** D10/30-39,
D10/122-132; 368/280-283, 82-84, 28-30,
368/21, 239-242, 276-278, 228-236, 285-287,
368/238, 113, 294, 295, 223, 80, 292, 110
See application file for complete search history.

(56) **References Cited**

U.S. PATENT DOCUMENTS

D295,841 S	*	5/1988	Kano	D10/39
D317,871 S	*	7/1991	Applegate, Jr.	D10/30
D350,073 S	*	8/1994	Burgener	D10/39
D371,307 S	*	7/1996	Tomita et al.	D10/38
D420,295 S	*	2/2000	Oshita	D10/30

D442,500 S	*	5/2001	Moriai	D10/30
D451,823 S	*	12/2001	Moriai	D10/30
D451,825 S	*	12/2001	Hanagata	D10/30
D459,237 S	*	6/2002	Hasegawa	D10/30
D479,691 S	*	9/2003	Goto	D10/30
D490,719 S	*	6/2004	Schoepfer	D10/32
D496,289 S	*	9/2004	Kojima et al.	D10/30

* cited by examiner

Primary Examiner—Lucy Lieberman

(74) *Attorney, Agent, or Firm*—Matthew A. Pequignot;
Hall, Vande Sande & Pequignot, LLP

(57) **CLAIM**

The ornamental design for a watch case, as substantially shown and described.

DESCRIPTION

FIG. 1 is a perspective view of a watch case showing my new design;
FIG. 2 is a front elevation thereof;
FIG. 3 is a rear elevation thereof;
FIG. 4 is a right side elevation thereof;
FIG. 5 is a left side elevation thereof;
FIG. 6 is a bottom plan view thereof; and,
FIG. 7 is a top plan view thereof.

1 Claim, 7 Drawing Sheets


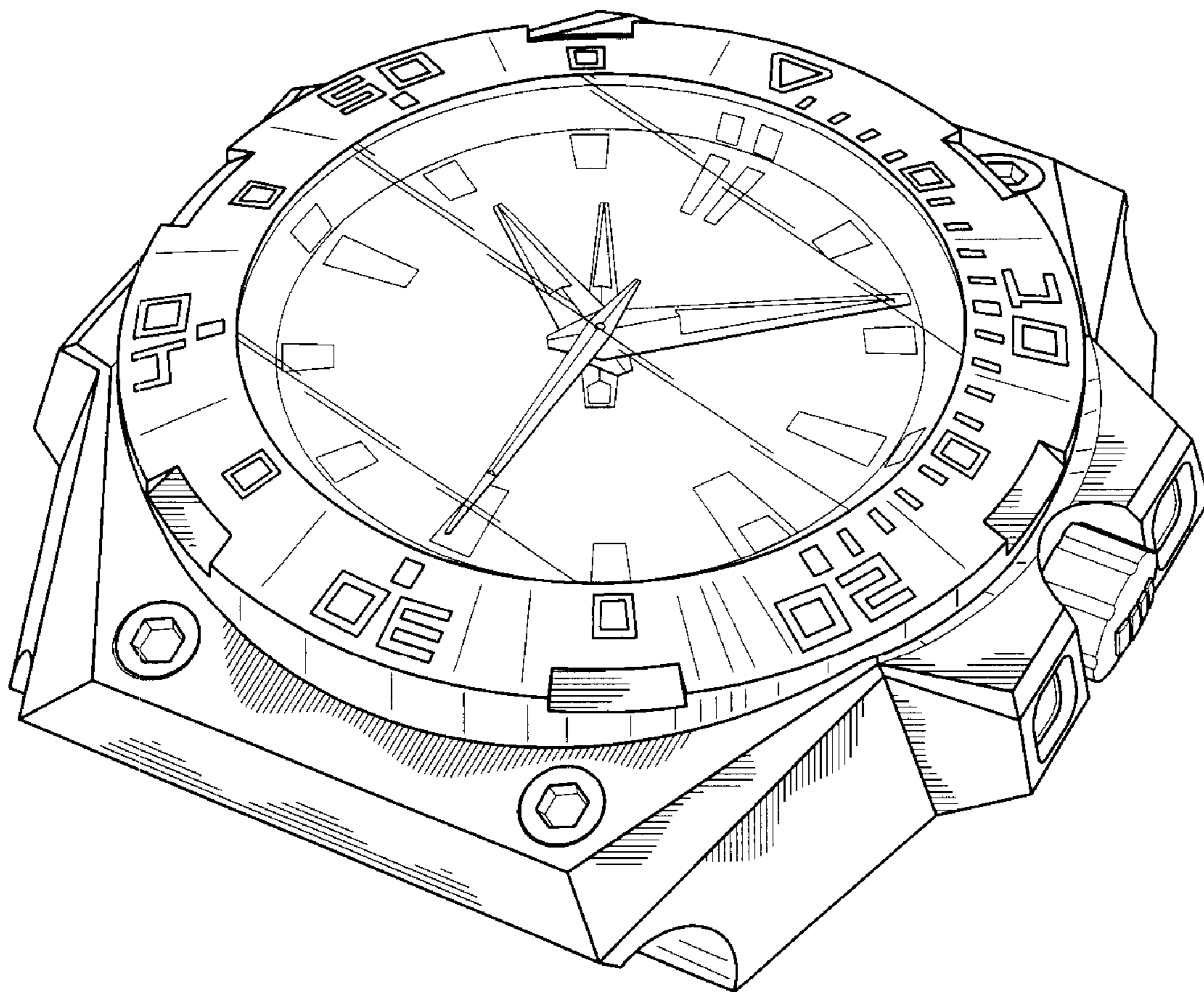


FIG. 1






FIG. 2

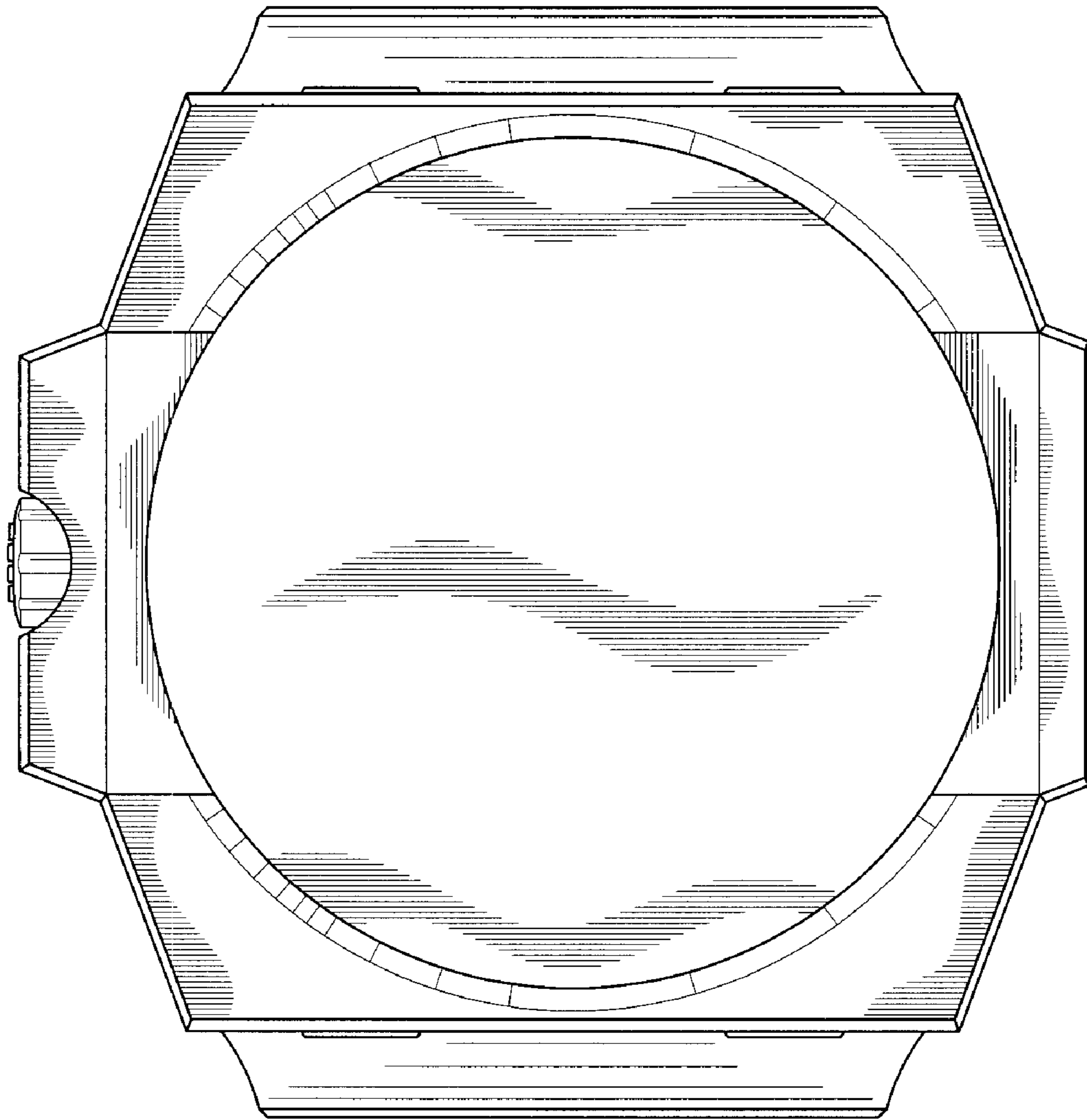


FIG. 3

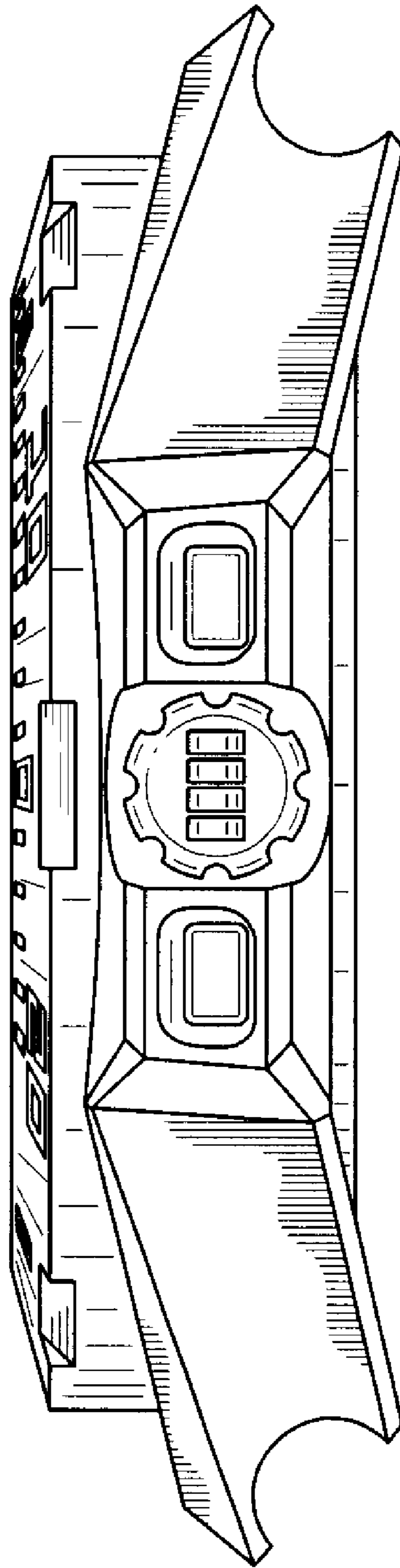


FIG. 4

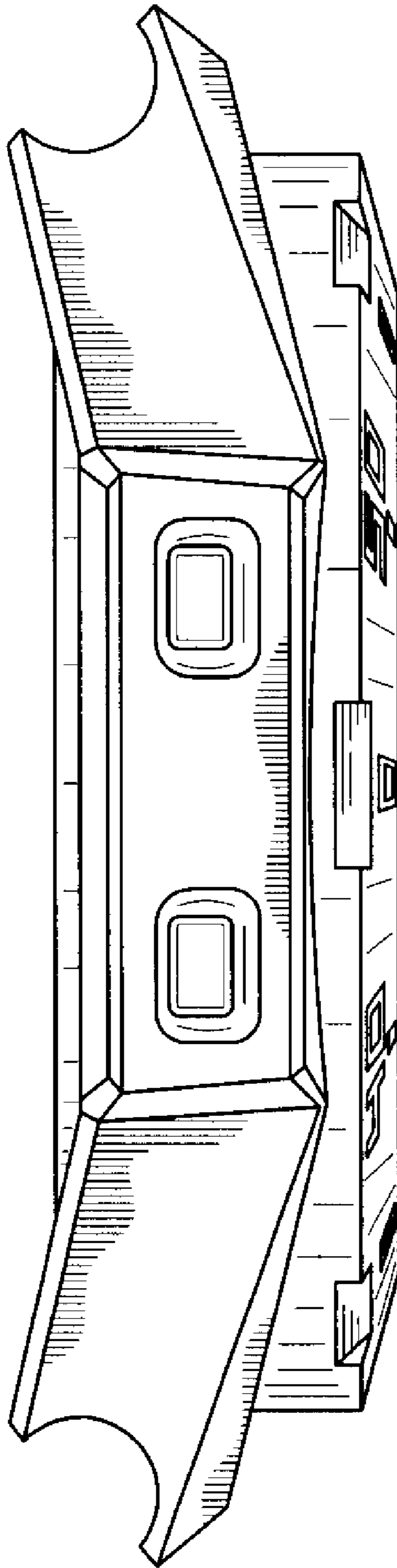


FIG. 5

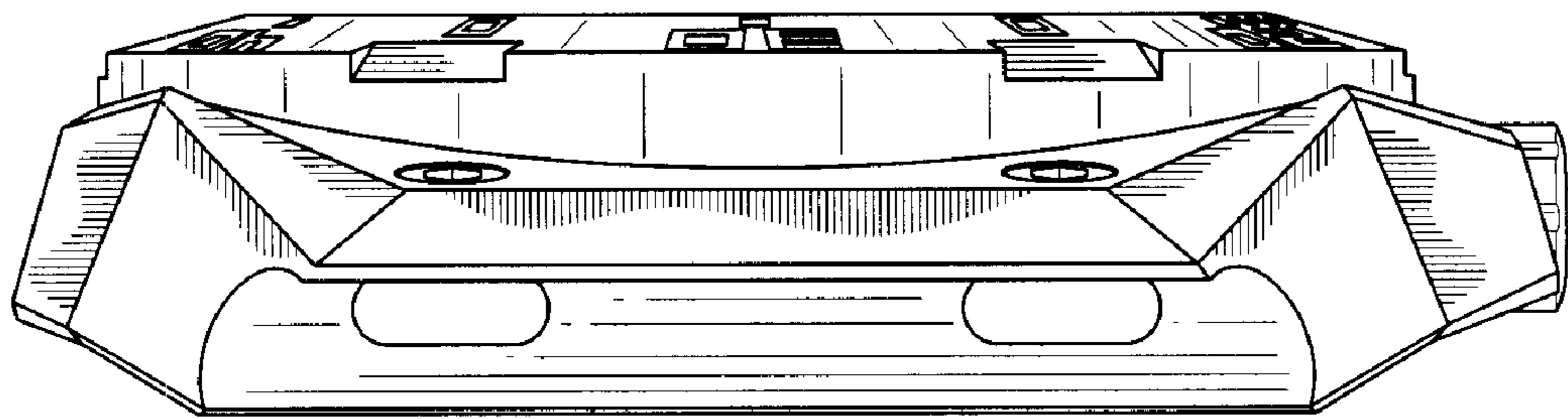


FIG. 6

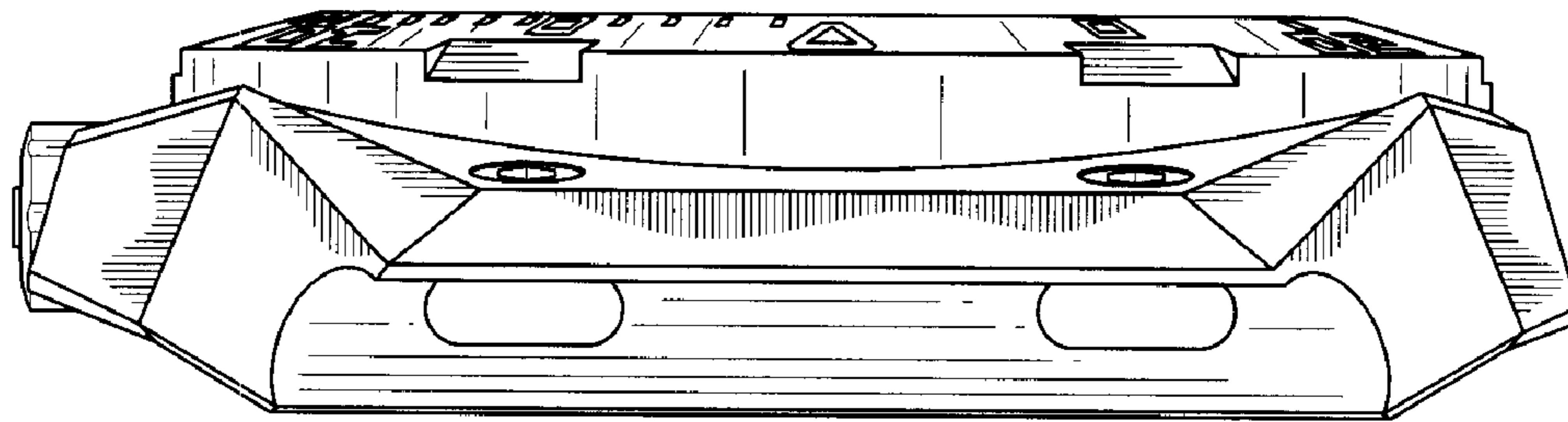


FIG. 7