



US00D534045S

(12) **United States Design Patent**
Fortier

(10) **Patent No.:** **US D534,045 S**

(45) **Date of Patent:** **** Dec. 26, 2006**

(54) **ROUND POINT SHOVEL**

(75) Inventor: **Andre Fortier**, Berthier sur Mer (CA)

(73) Assignee: **Ames True Temper, Inc.**, Camp Hill, PA (US)

(**) Term: **14 Years**

(21) Appl. No.: **29/225,484**

(22) Filed: **Mar. 16, 2005**

(51) **LOC (8) Cl.** **08-01**

(52) **U.S. Cl.** **D8/10**

(58) **Field of Classification Search** D8/10;
294/49, 54.5, 57

See application file for complete search history.

(56) **References Cited**

U.S. PATENT DOCUMENTS

| | | | | | | |
|-----------|---|---|---------|--------------|-------|----------|
| 1,012,661 | A | * | 12/1911 | Lattimore | | 294/57 |
| 1,898,234 | A | * | 2/1933 | Anderson | | 294/54.5 |
| 2,937,046 | A | * | 5/1960 | Olvey | | 294/49 |
| D214,662 | S | * | 7/1969 | Portz | | D8/10 |
| 3,848,915 | A | * | 11/1974 | Wherry | | 294/49 |
| D262,259 | S | * | 12/1981 | Terpening | | D8/10 |
| 5,046,254 | A | * | 9/1991 | Russell | | 30/309 |
| D381,875 | S | * | 8/1997 | Spear et al. | | D8/10 |

| | | | | | | |
|-----------|----|---|---------|--------------|-------|---------|
| D395,927 | S | * | 7/1998 | Frelander | | D21/532 |
| D417,825 | S | * | 12/1999 | Tisbo et al. | | D8/10 |
| D424,895 | S | * | 5/2000 | Sanazaro | | D8/10 |
| D432,373 | S | * | 10/2000 | Fox | | D8/10 |
| D437,532 | S | * | 2/2001 | Petruzzelli | | D8/10 |
| 6,237,975 | B1 | * | 5/2001 | Drobot | | 294/57 |
| D486,043 | S | * | 2/2004 | Bennett | | D8/10 |

* cited by examiner

Primary Examiner—Holly H. Baynham

(74) *Attorney, Agent, or Firm*—David C. Jenkins; David V. Radack; Eckert Seamans Cherin & Mellott, LLC

(57) **CLAIM**

The ornamental design for a round point shovel, as shown and described.

DESCRIPTION

FIG. 1 is a front perspective view of a round point shovel showing any new design;

FIG. 2 is a front elevational view thereof;

FIG. 3 is a back elevational view thereof;

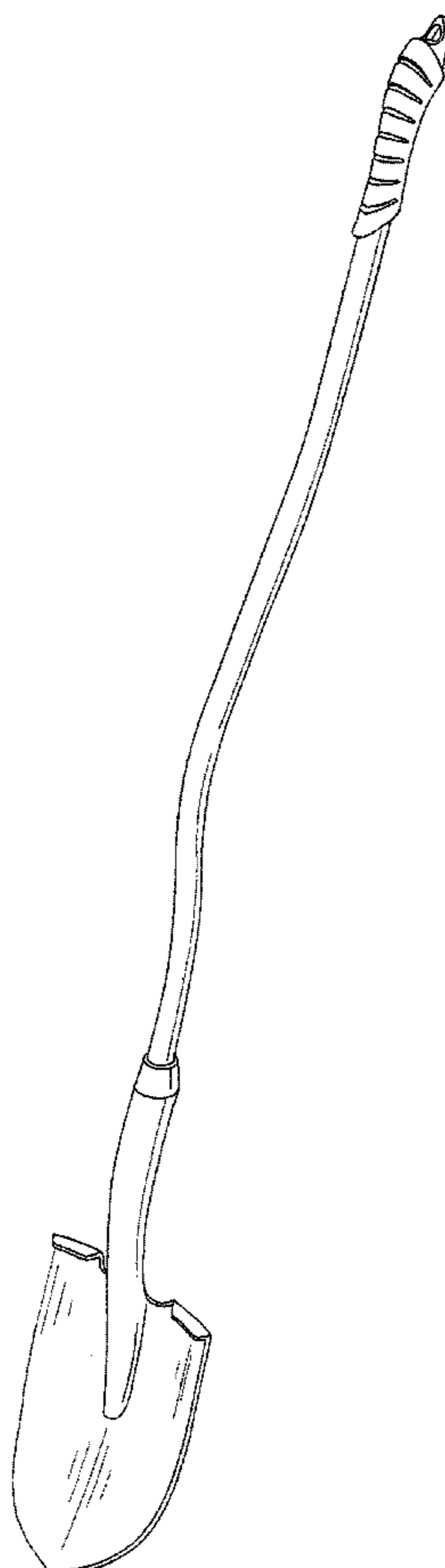
FIG. 4 is a left side elevational view thereof;

FIG. 5 is a right-side elevational view thereof;

FIG. 6 is a top plan view thereof; and,

FIG. 7 is a bottom plan view thereof.

1 Claim, 3 Drawing Sheets



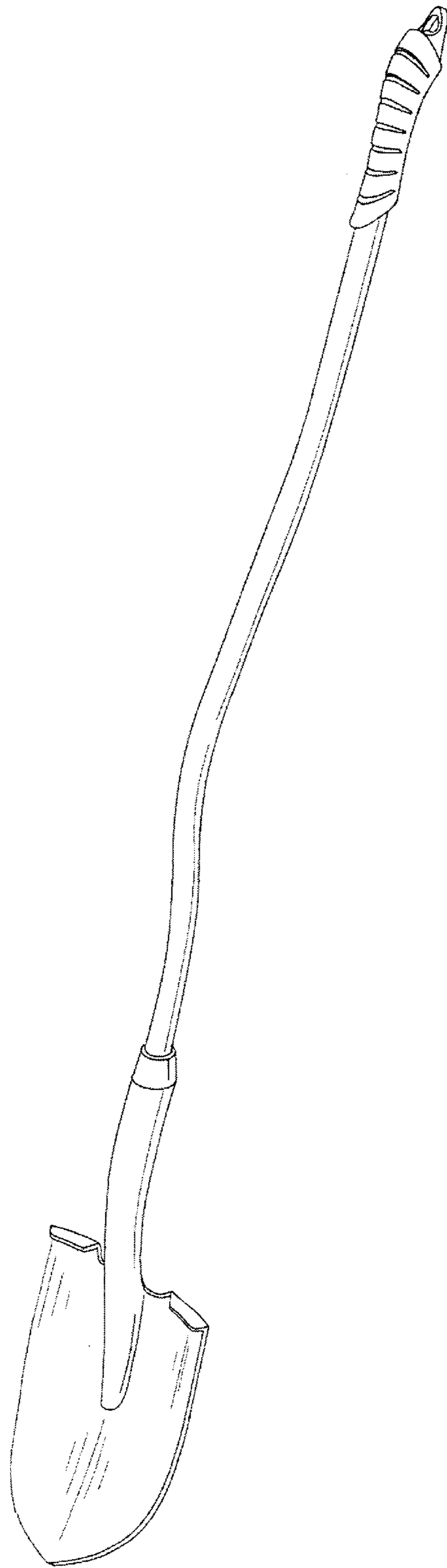


FIG. 1

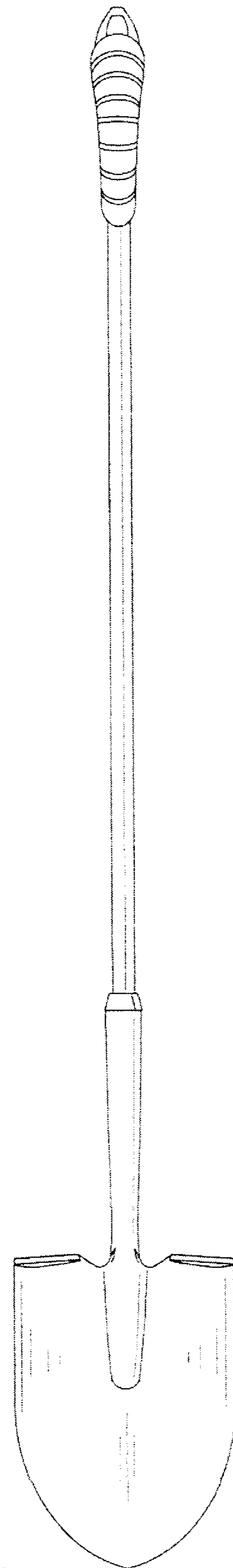


FIG. 2

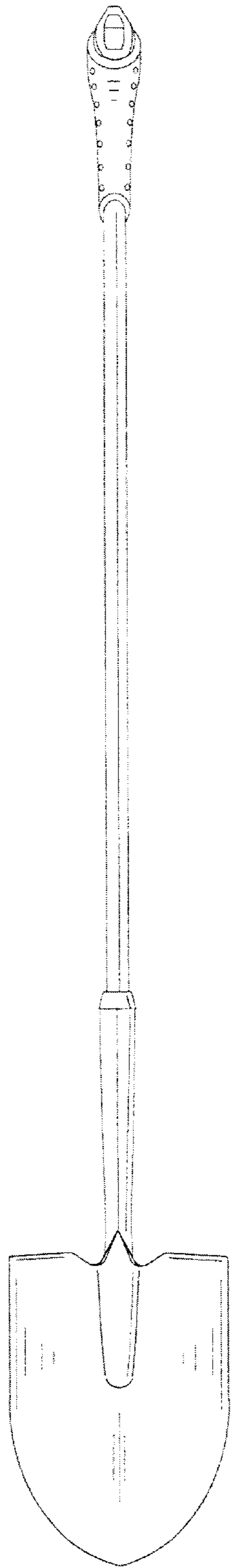


FIG. 3



FIG. 4



FIG. 5

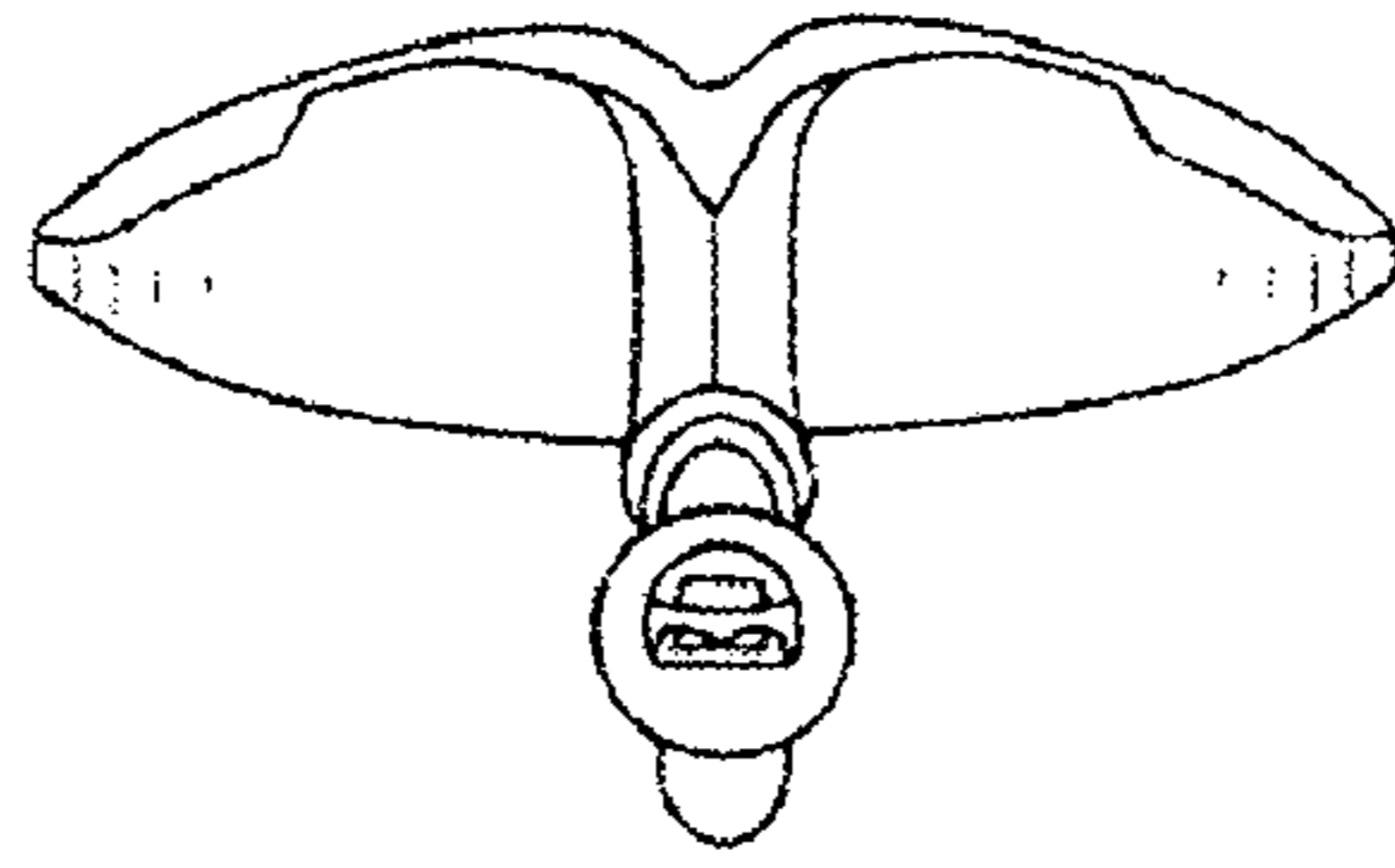


FIG. 6

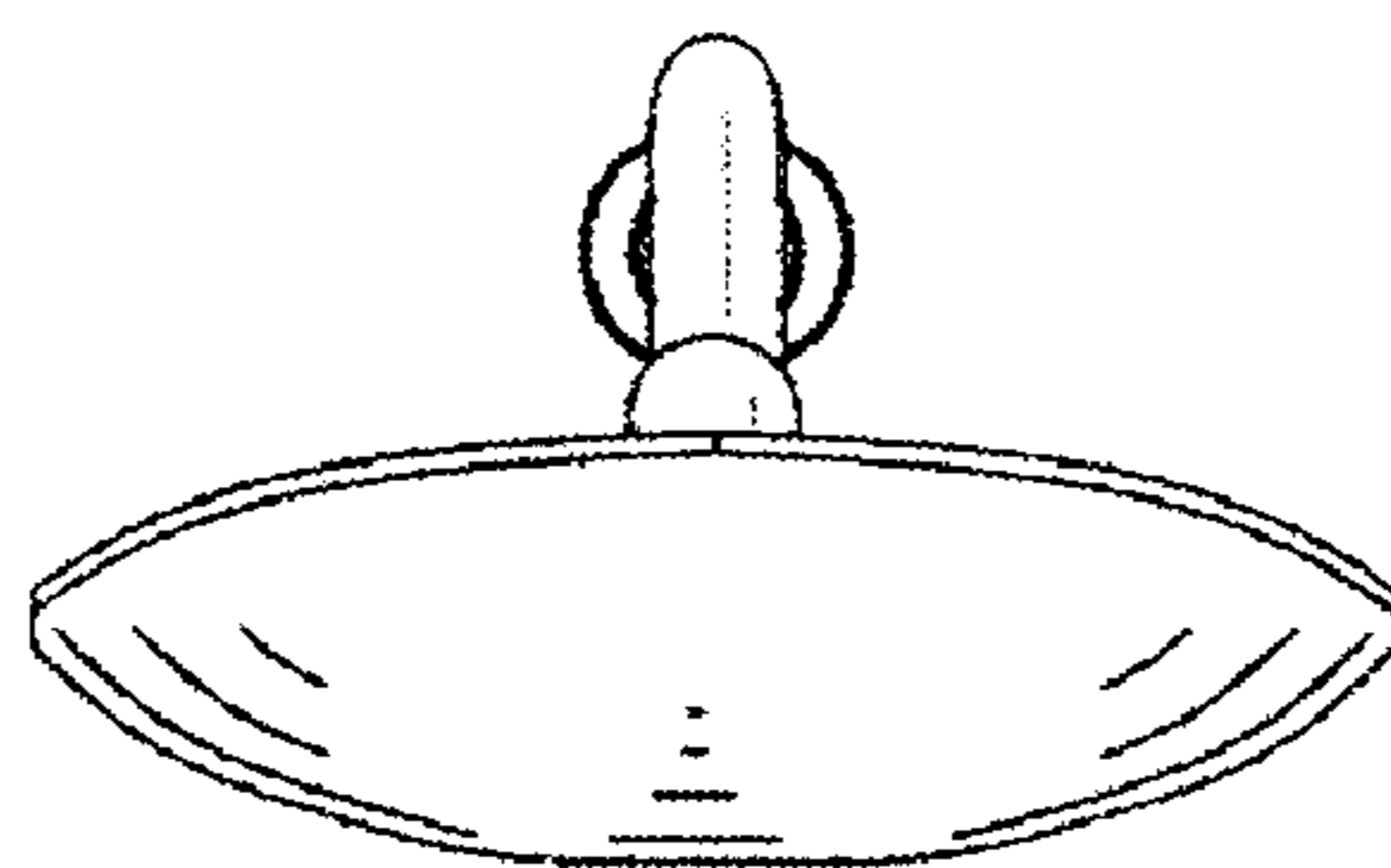


FIG. 7

UNITED STATES PATENT AND TRADEMARK OFFICE
CERTIFICATE OF CORRECTION

PATENT NO. : Des. 534,045 S
APPLICATION NO. : 29/225484
DATED : December 26, 2006
INVENTOR(S) : Andre Fortier

Page 1 of 1

It is certified that error appears in the above-identified patent and that said Letters Patent is hereby corrected as shown below:

Title page, (57) Claim: "for" should read --of--

Signed and Sealed this

Twenty-sixth Day of June, 2007

A handwritten signature in black ink on a light gray dotted background. The signature reads "Jon W. Dudas" in a cursive style.

JON W. DUDAS

Director of the United States Patent and Trademark Office