

US00D534040S

(12) **United States Design Patent**
Cope

(10) **Patent No.:** **US D534,040 S**

(45) **Date of Patent:** **** Dec. 26, 2006**

(54) **BOTTLE HOLDER**

(76) Inventor: **Jeffrey L. Cope**, 423 Goldfinch Dr.,
Augusta, GA (US) 30907

(**) Term: **14 Years**

(21) Appl. No.: **29/245,228**

(22) Filed: **Dec. 19, 2005**

(51) **LOC (8) Cl.** **07-01**

(52) **U.S. Cl.** **D7/607**; D3/303

(58) **Field of Classification Search** D7/603-608;
D3/201, 202, 244-246, 303; 383/110, 95,
383/113, 4, 7, 6; 62/457.1-457.9, 529, 530,
62/371, 372; 215/12.1, 12.2, 13.1

See application file for complete search history.

(56) **References Cited**

U.S. PATENT DOCUMENTS

- 4,196,817 A * 4/1980 Moser 215/12.1
- D374,975 S * 10/1996 Vargas et al. D3/202
- D399,655 S * 10/1998 Maxham D3/303

D407,209 S * 3/1999 Brown et al. D3/202

* cited by examiner

Primary Examiner—Terry A. Wallace

(74) *Attorney, Agent, or Firm*—Charles L. Warner, II; Jason
A. Bernstein; Powell Goldstein LLP

(57) **CLAIM**

The ornamental design for a bottle holder, as shown and
described.

DESCRIPTION

FIG. 1 is a perspective front view of an embodiment of my
bottle holder;

FIG. 2 is a front view of an embodiment of my bottle holder;

FIG. 3 is a rear view of an embodiment of my bottle holder;

FIG. 4 is a left side view thereof; the right side is the same;
and,

FIG. 5 is a top view thereof.

The banding lines in the middle of the Figures indicate
creases or folds in the material.

1 Claim, 5 Drawing Sheets

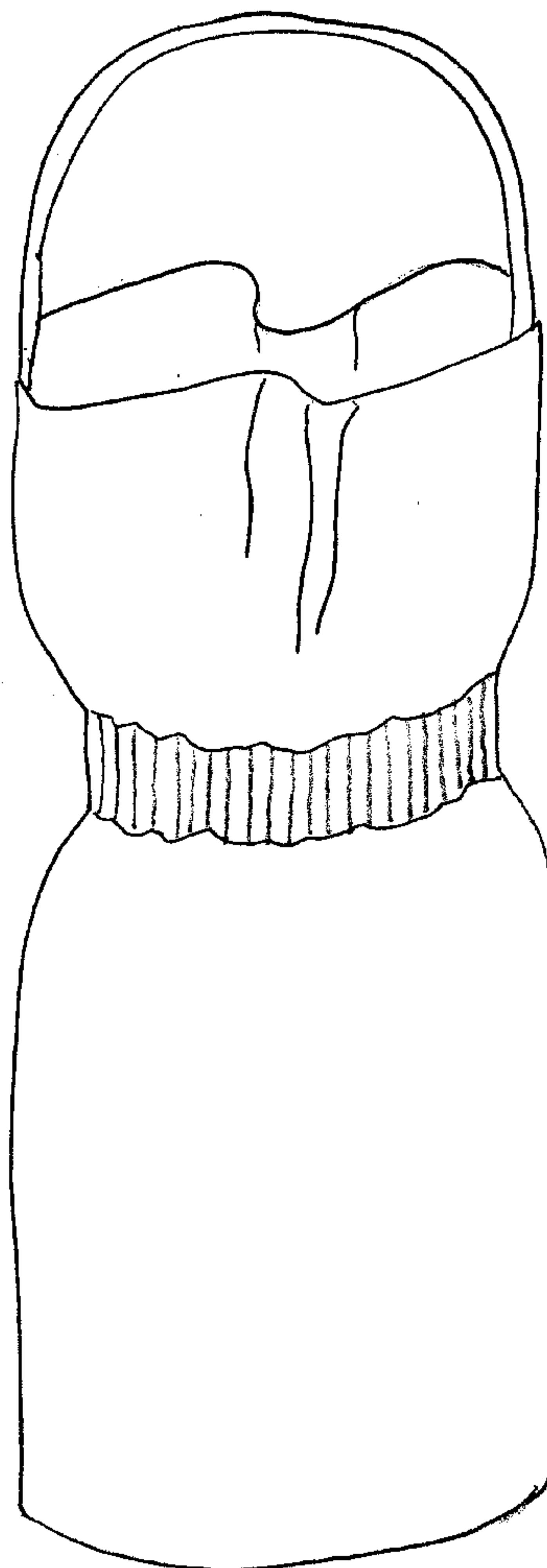


FIG. 1

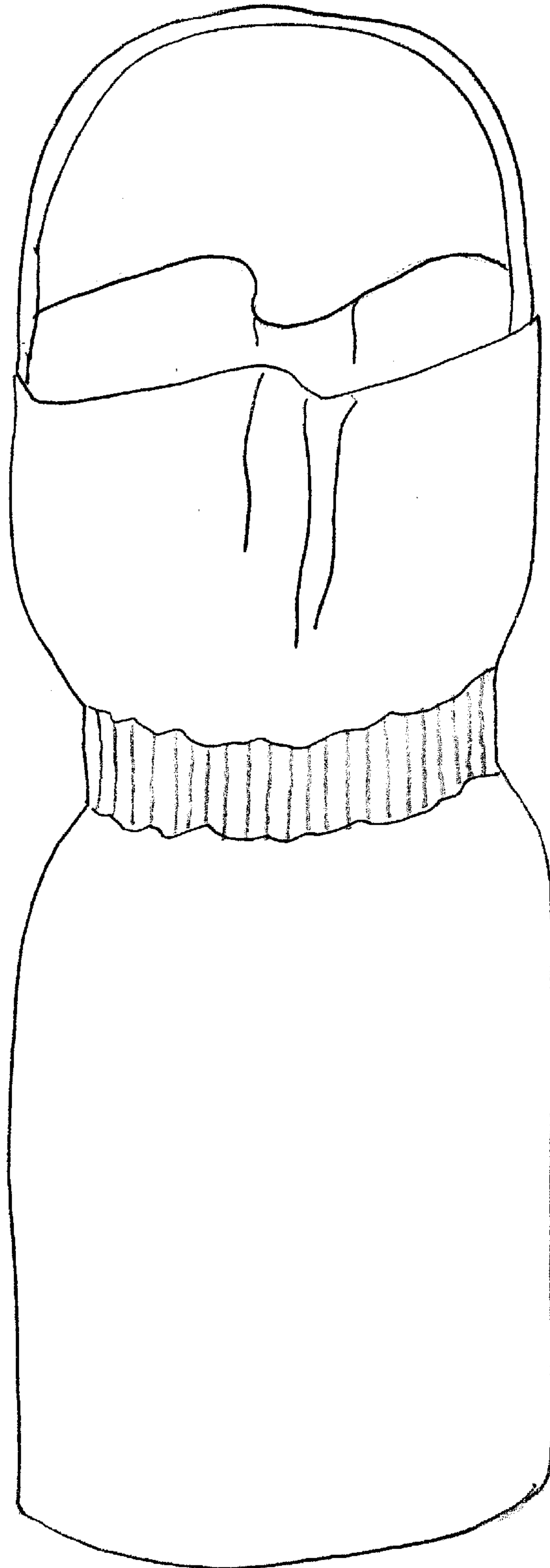


FIG. 2

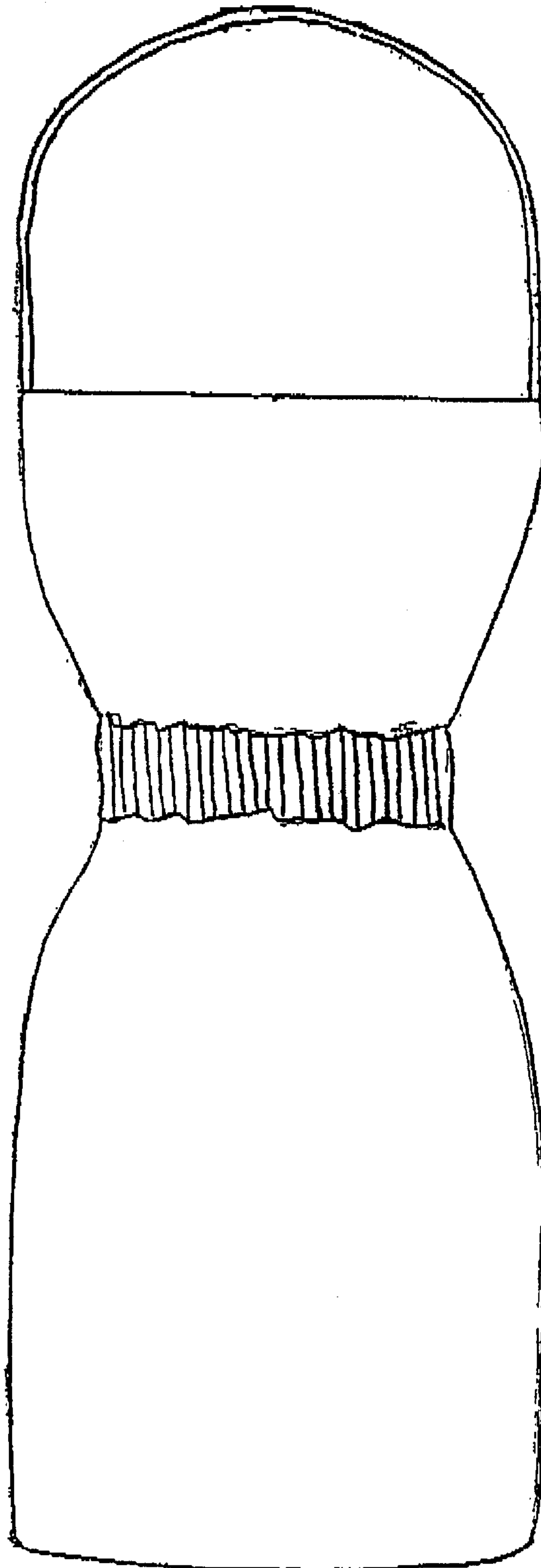


FIG. 3

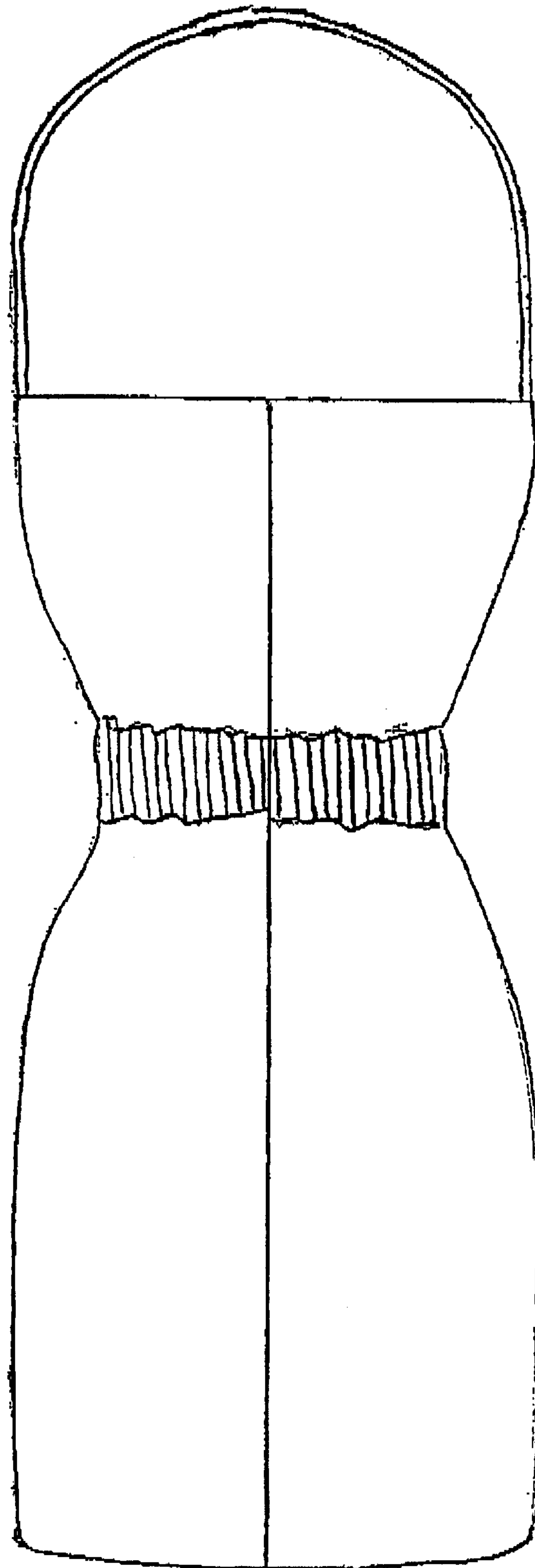


FIG. 4

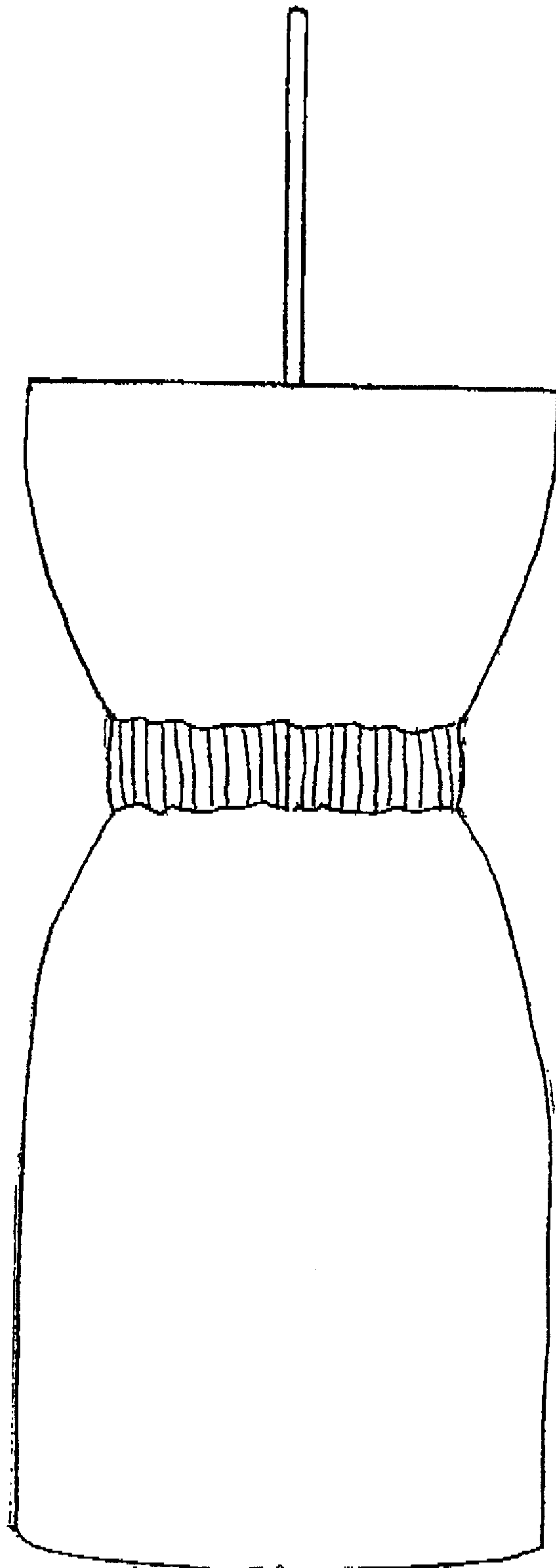


FIG. 5

