



US00D534033S

(12) **United States Design Patent**
Roth et al.

(10) **Patent No.:** **US D534,033 S**
(45) **Date of Patent:** **** Dec. 26, 2006**

(54) **CONTAINER LID**

(76) Inventors: **Donna Roth**, 10 Cordage Park Cir.,
Suite 212, Plymouth, MA (US) 02360;
Henry Roth, 10 Cordage Park Cir.,
Suite 212, Plymouth, MA (US) 02360

(**) Term: **14 Years**

(21) Appl. No.: **29/223,075**

(22) Filed: **Feb. 8, 2005**

Related U.S. Application Data

(62) Division of application No. 29/219,752, filed on Dec. 20, 2004, now Pat. No. Des. 515,352, which is a division of application No. 29/191,490, filed on Oct. 7, 2003, now Pat. No. Des. 503,617, which is a division of application No. 29/178,336, filed on Mar. 25, 2003, now Pat. No. Des. 484,358.

(51) **LOC (8) Cl.** **07-01**

(52) **U.S. Cl.** **D7/392.1; D9/451**

(58) **Field of Classification Search** D7/391,
D7/392, 392.1, 538-542; D9/434-436, 414,
D9/451, 424-432, 454; 220/376, 780-783,
220/792-794, 796-799, 805

See application file for complete search history.

(56) **References Cited**

U.S. PATENT DOCUMENTS

2,731,751 A * 1/1956 Green 446/28
D344,209 S * 2/1994 Cousins et al. D7/392.1
D371,485 S * 7/1996 Hickey D7/392.1
5,540,611 A * 7/1996 Lapoint et al. 446/72
D422,502 S * 4/2000 Keller et al. D9/451

OTHER PUBLICATIONS

3 Sheets of Drawings of a Shaped Paper Plate.

* cited by examiner

Primary Examiner—Terry A. Wallace

(74) *Attorney, Agent, or Firm*—Garcia-Zamor IP Law; Ruy M. Garcia-Zamor

(57) **CLAIM**

We claim a new ornamental design for a container lid, as shown and described.

DESCRIPTION

FIG. 1 is a perspective view of a container lid according to a first preferred embodiment of our new design;

FIG. 2 is a front elevational view of the container lid of FIG. 1;

FIG. 3 is a top plan view of the container lid of FIG. 1;

FIG. 4 is a right side elevational view of the container lid of FIG. 1;

FIG. 5 is a left side elevational view of the container lid of FIG. 1;

FIG. 6 is a rear elevational view of the container lid of FIG. 1;

FIG. 7 is a bottom plan view of the container lid of FIG. 1;

FIG. 8 is a perspective view of a container lid according to a second preferred embodiment of our new design;

FIG. 9 is a front elevational view of the container lid of FIG. 8;

FIG. 10 is a top plan view of the container lid of FIG. 8;

FIG. 11 is a right side elevational view of the container lid of FIG. 8;

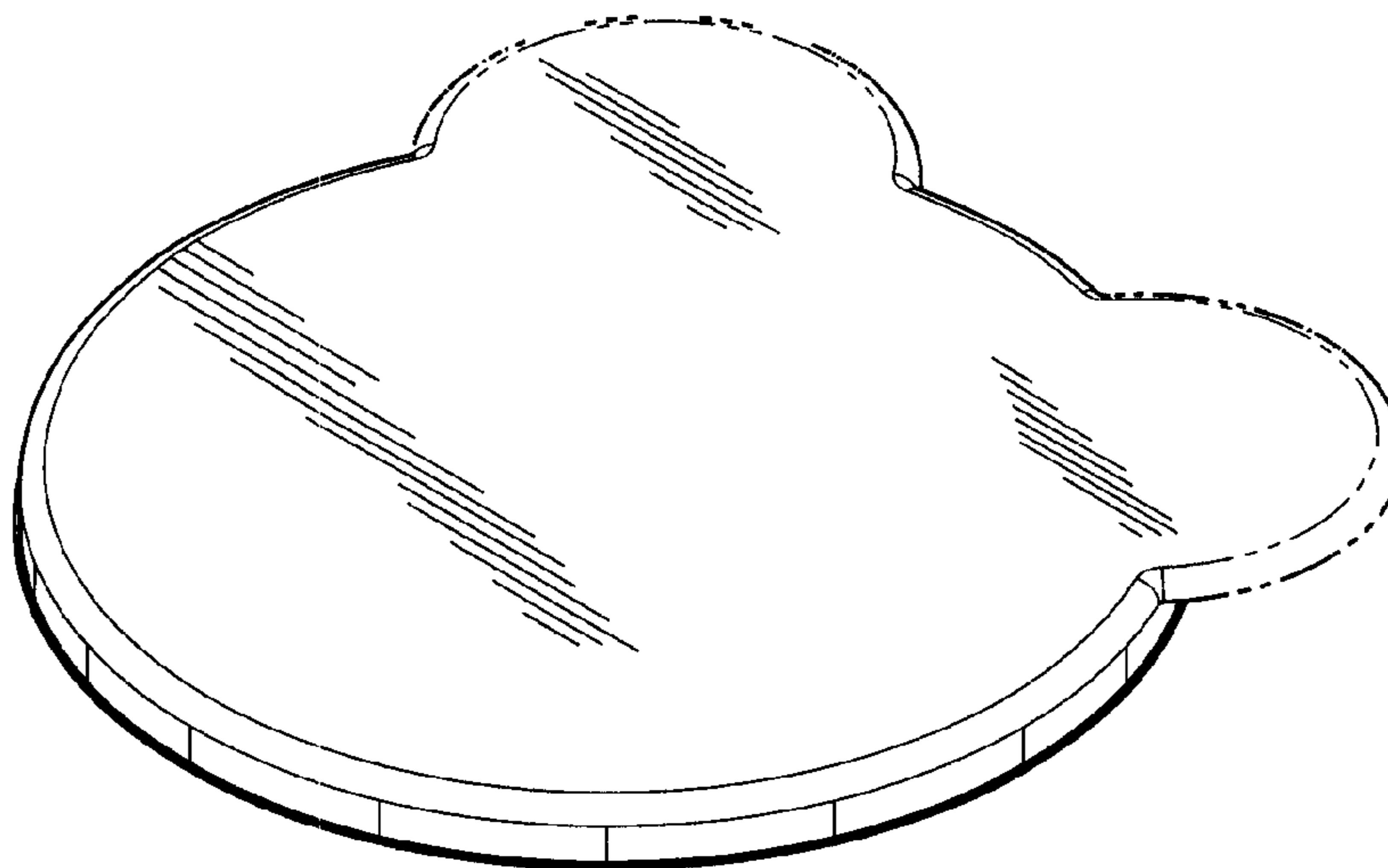
FIG. 12 is a left side elevational view of the container lid of FIG. 8;

FIG. 13 is a rear elevational view of the container lid of FIG. 8; and,

FIG. 14 is a bottom plan view of the container lid of FIG. 8.

The phantom lines in FIGS. 1-14 represent environment and are for illustrative purposes only and do not constitute part of the claimed design.

1 Claim, 4 Drawing Sheets



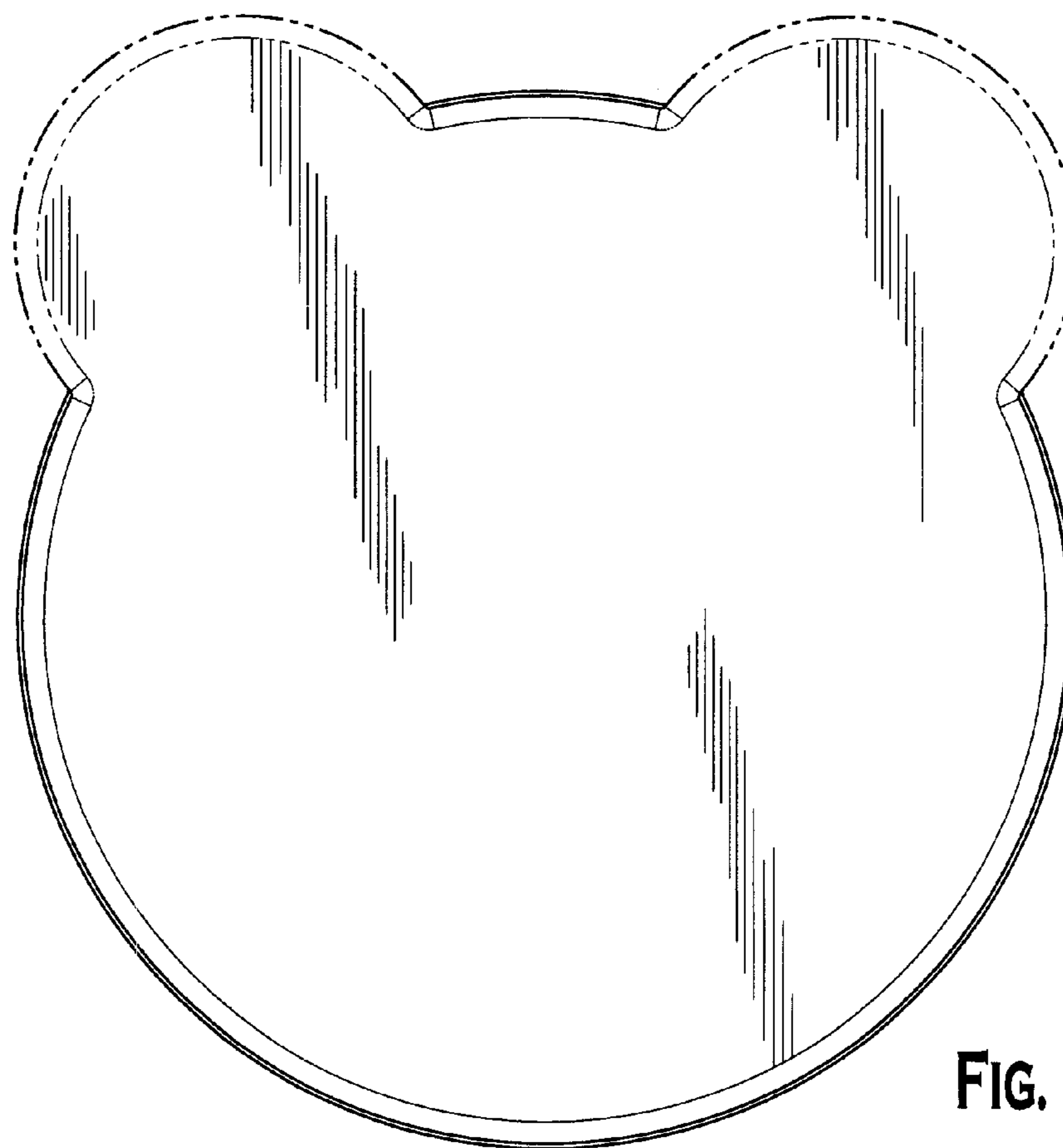
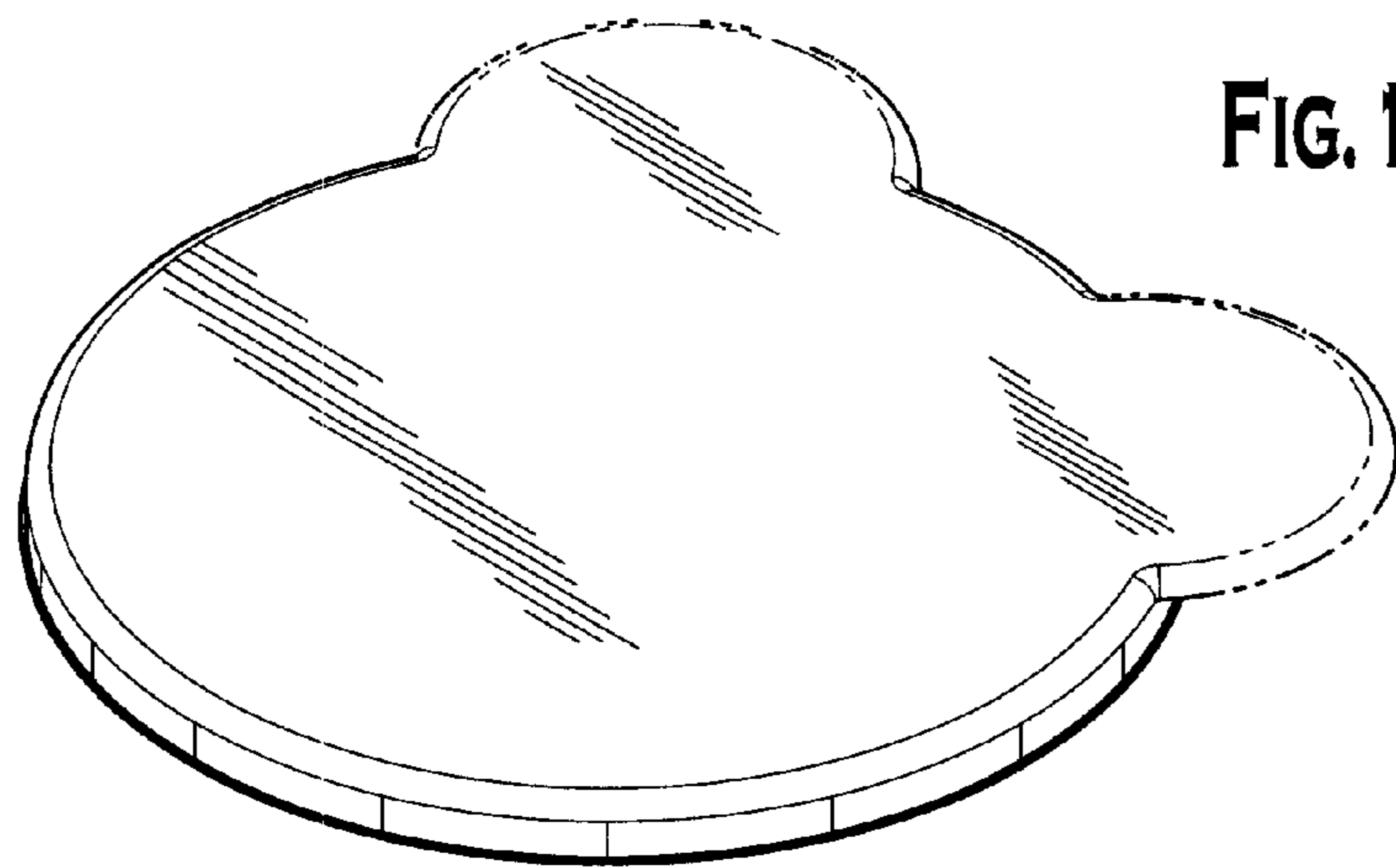


FIG. 4

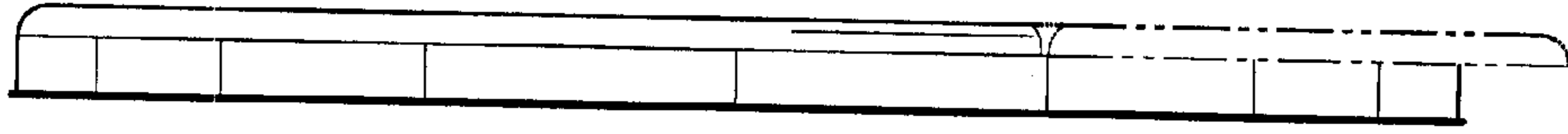


FIG. 5

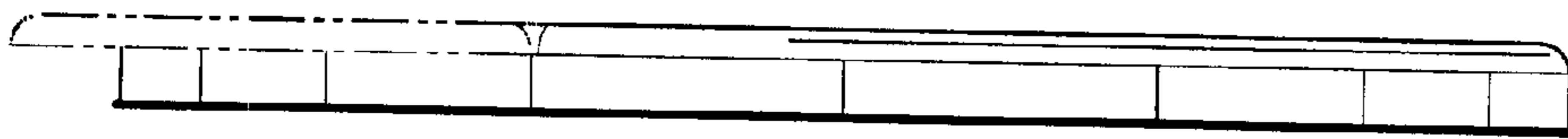


FIG. 6

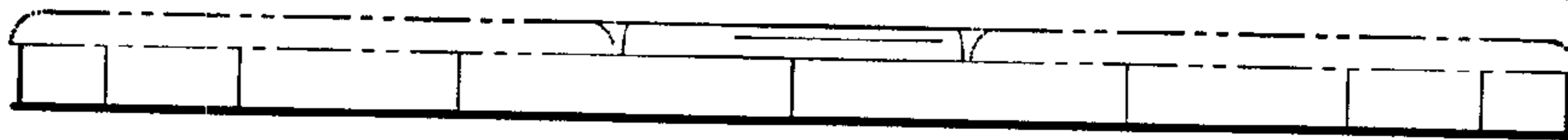
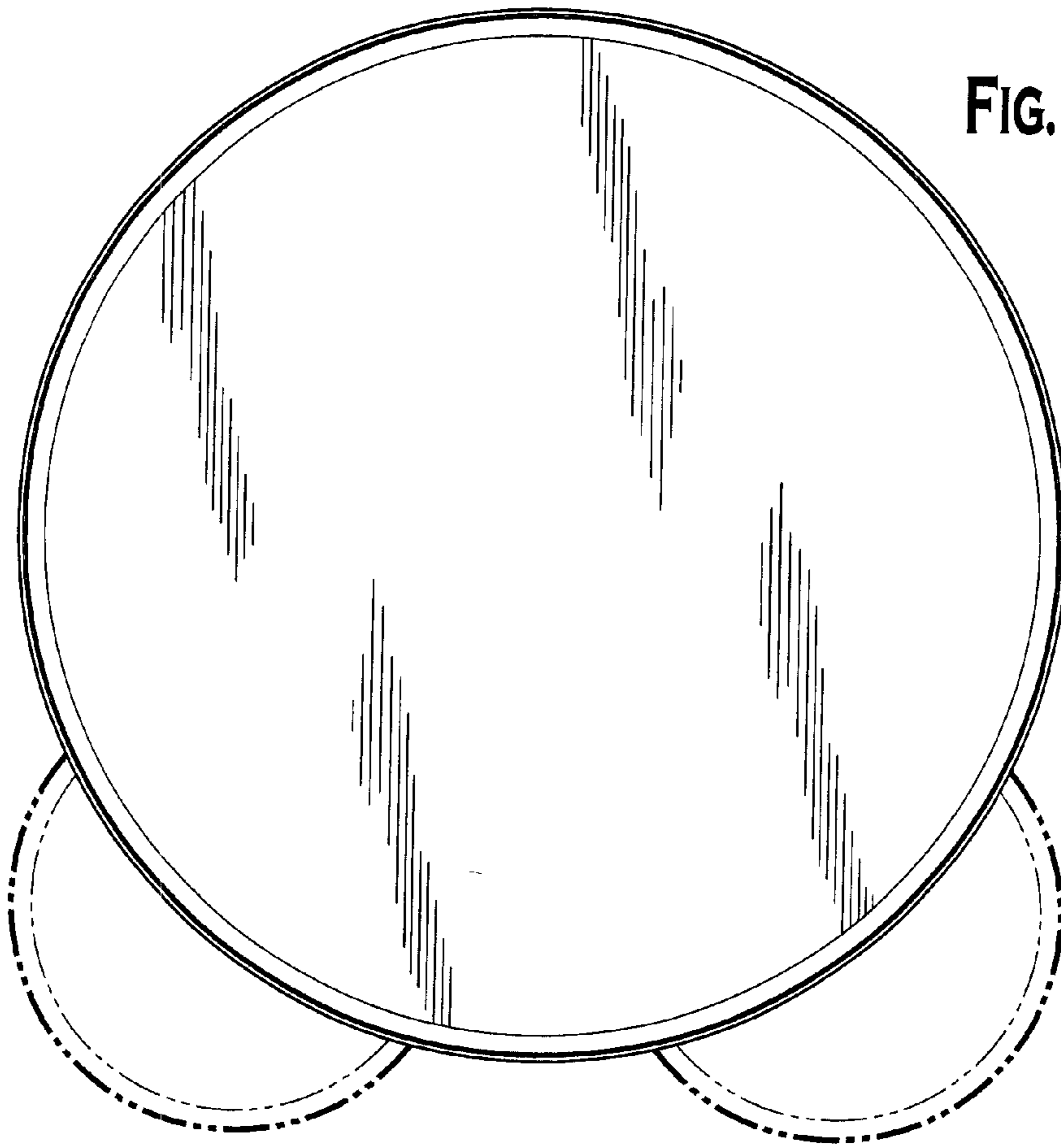


FIG. 7






FIG. 8

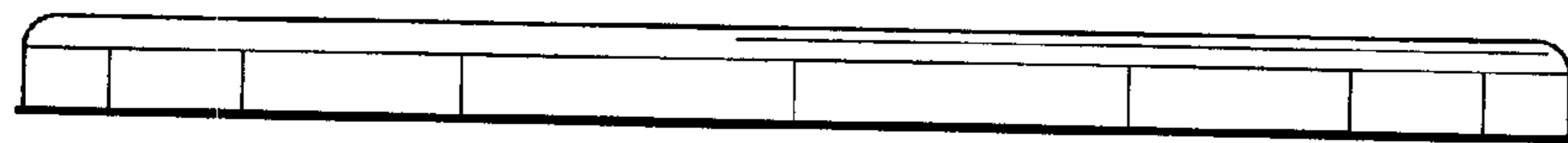


FIG. 9

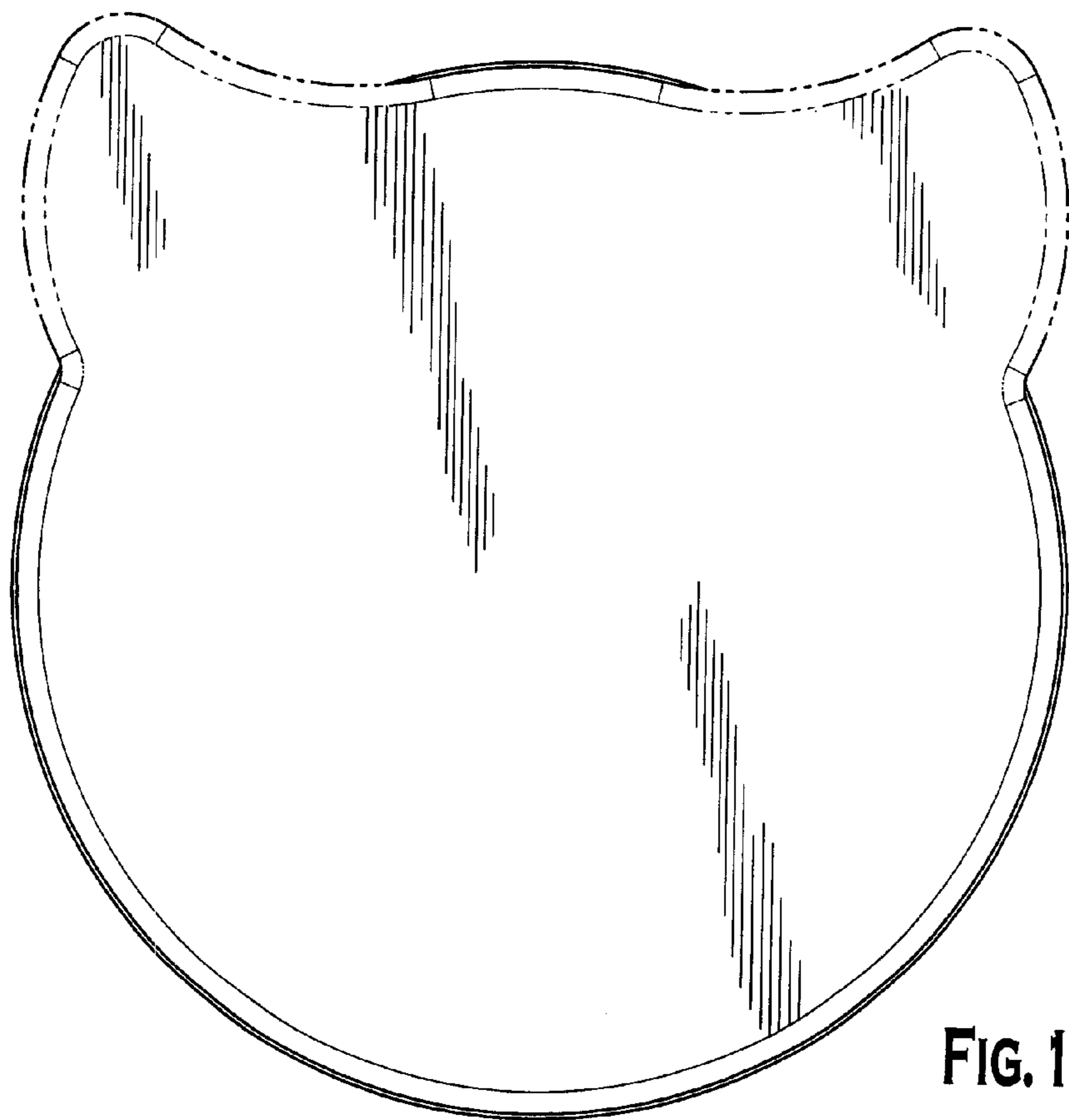


FIG. 10

FIG. 11



FIG. 12

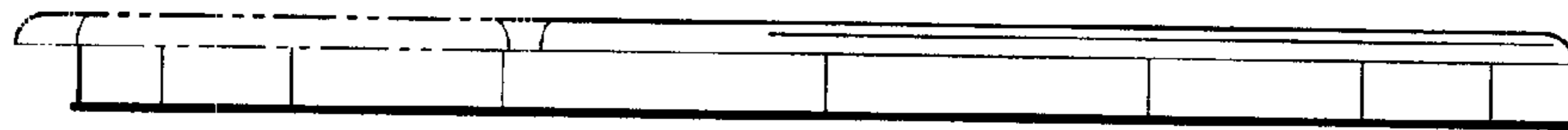


FIG. 13

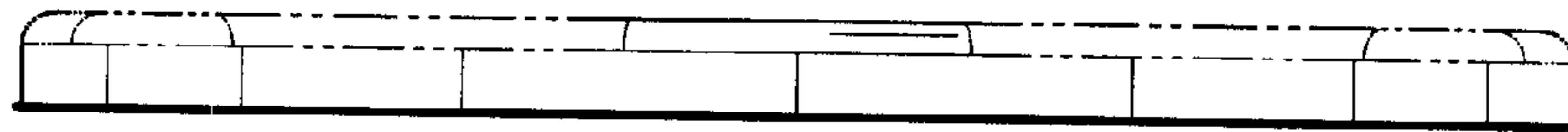


FIG. 14

