



US00D534014S

(12) **United States Design Patent**
Mendini

(10) **Patent No.:** **US D534,014 S**

(45) **Date of Patent:** **** Dec. 26, 2006**

(54) **WATCH DISPLAY STAND**

(75) **Inventor:** **Francesco Mendini, Milan (IT)**

(73) **Assignee:** **Swatch AG (Swatch SA) (Swatch Ltd.), Bienne (CH)**

(**) **Term:** **14 Years**

(21) **Appl. No.:** **29/198,443**

(22) **Filed:** **Jan. 29, 2004**

Related U.S. Application Data

(62) Division of application No. 29/165,218, filed on Aug. 7, 2002, now Pat. No. Des. 492,506.

(30) **Foreign Application Priority Data**

Feb. 8, 2002 (WO) DM/058 855

(51) **LOC (8) Cl.** **06-01**

(52) **U.S. Cl.** **D6/468**

(58) **Field of Classification Search** D6/462-468, D6/475, 479, 630, 629, 411; 211/85.1, 85.2, 211/85.9, 49.1, 60.1, 86.01, 87.01; D20/10, D20/19, 40

See application file for complete search history.

(56) **References Cited**

U.S. PATENT DOCUMENTS

D435,270 S * 12/2000 Healy D20/10
D448,579 S * 10/2001 Prade D6/314
D478,582 S * 8/2003 Becker et al. D14/302

* cited by examiner

Primary Examiner—Janice E. Seeger

Assistant Examiner—Sydney R. Buffalow

(74) *Attorney, Agent, or Firm*—Collen IP; Donald J. Ranft

(57) **CLAIM**

The ornamental design for a watch display stand, as shown and described.

DESCRIPTION

FIG. 1 is a front view of a watch display stand;

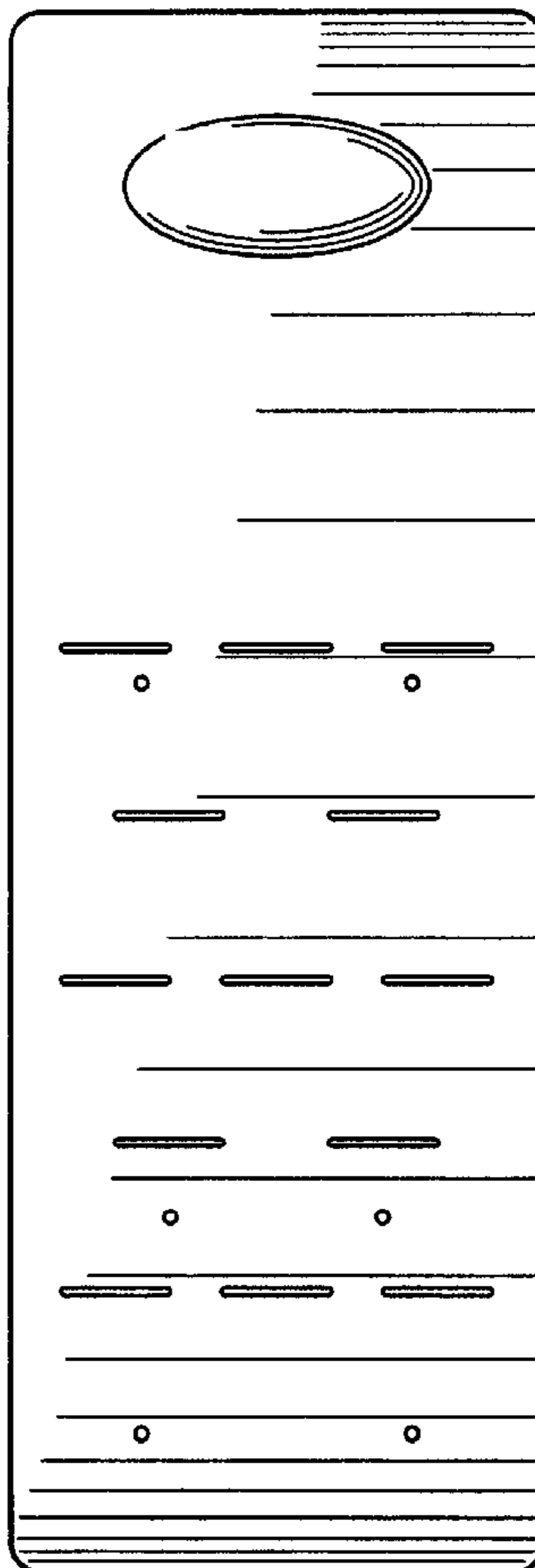
FIG. 2 is a back view thereof;

FIG. 3 is a top view thereof;

FIG. 4 is a side view thereof; and,

FIG. 5 is a perspective view thereof.

1 Claim, 2 Drawing Sheets



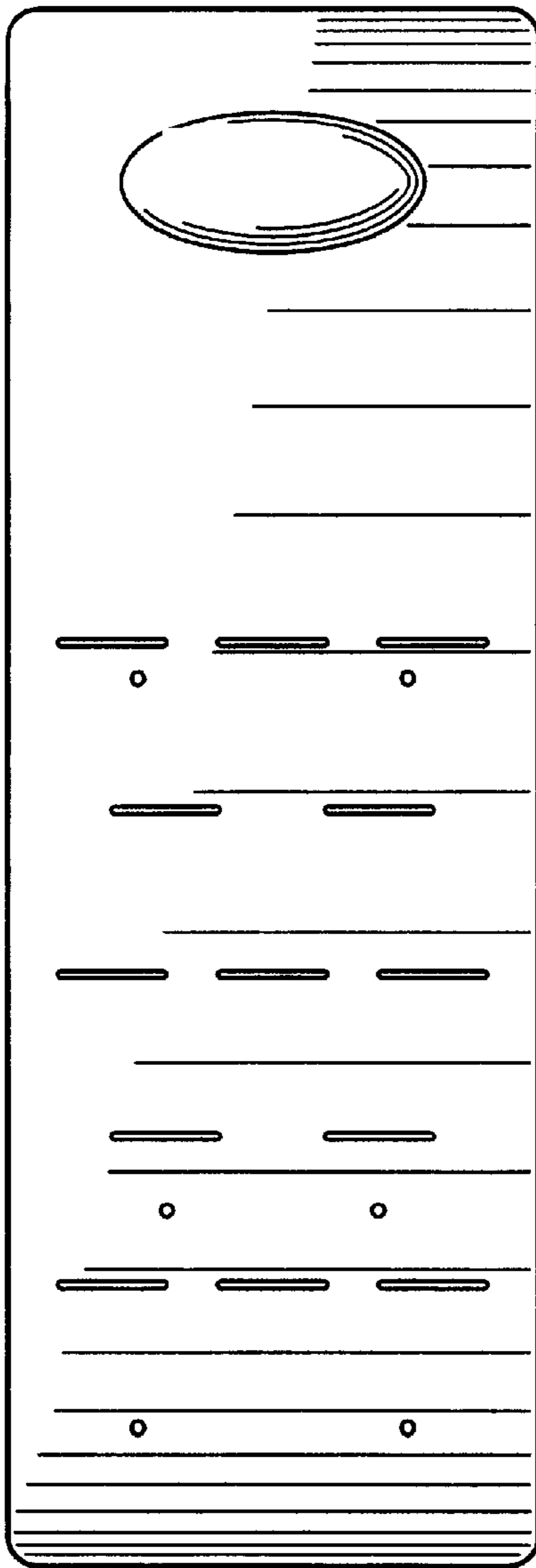


FIG. 1

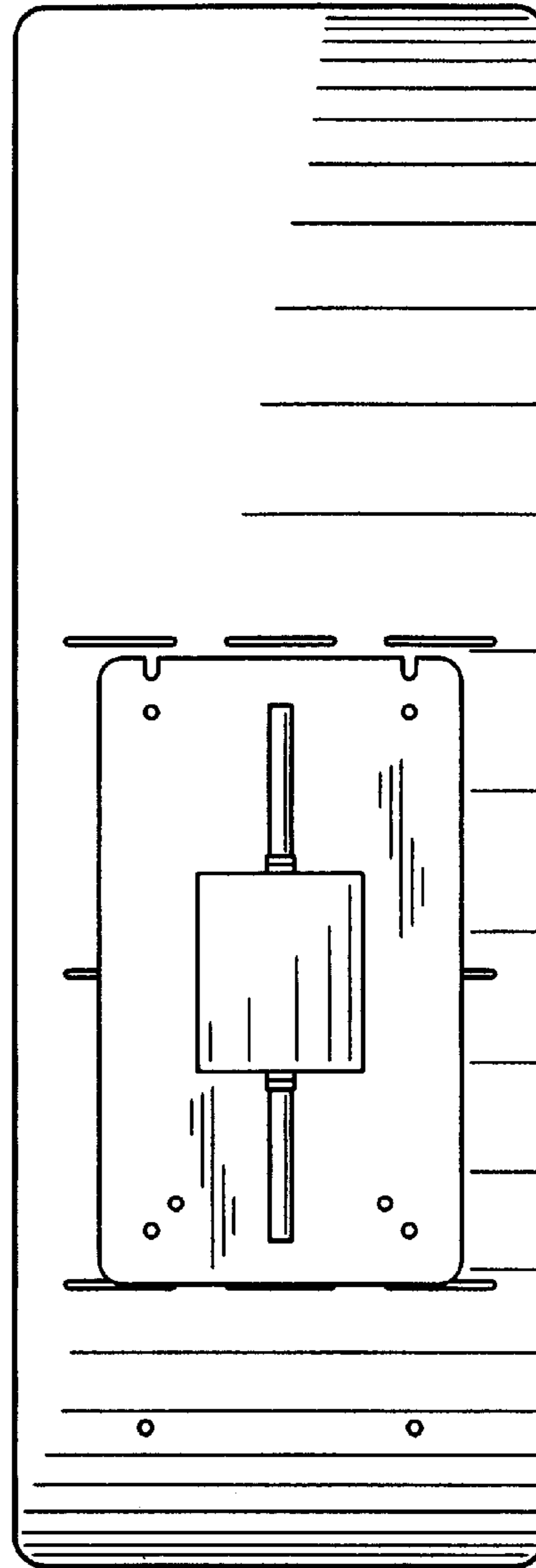


FIG. 2

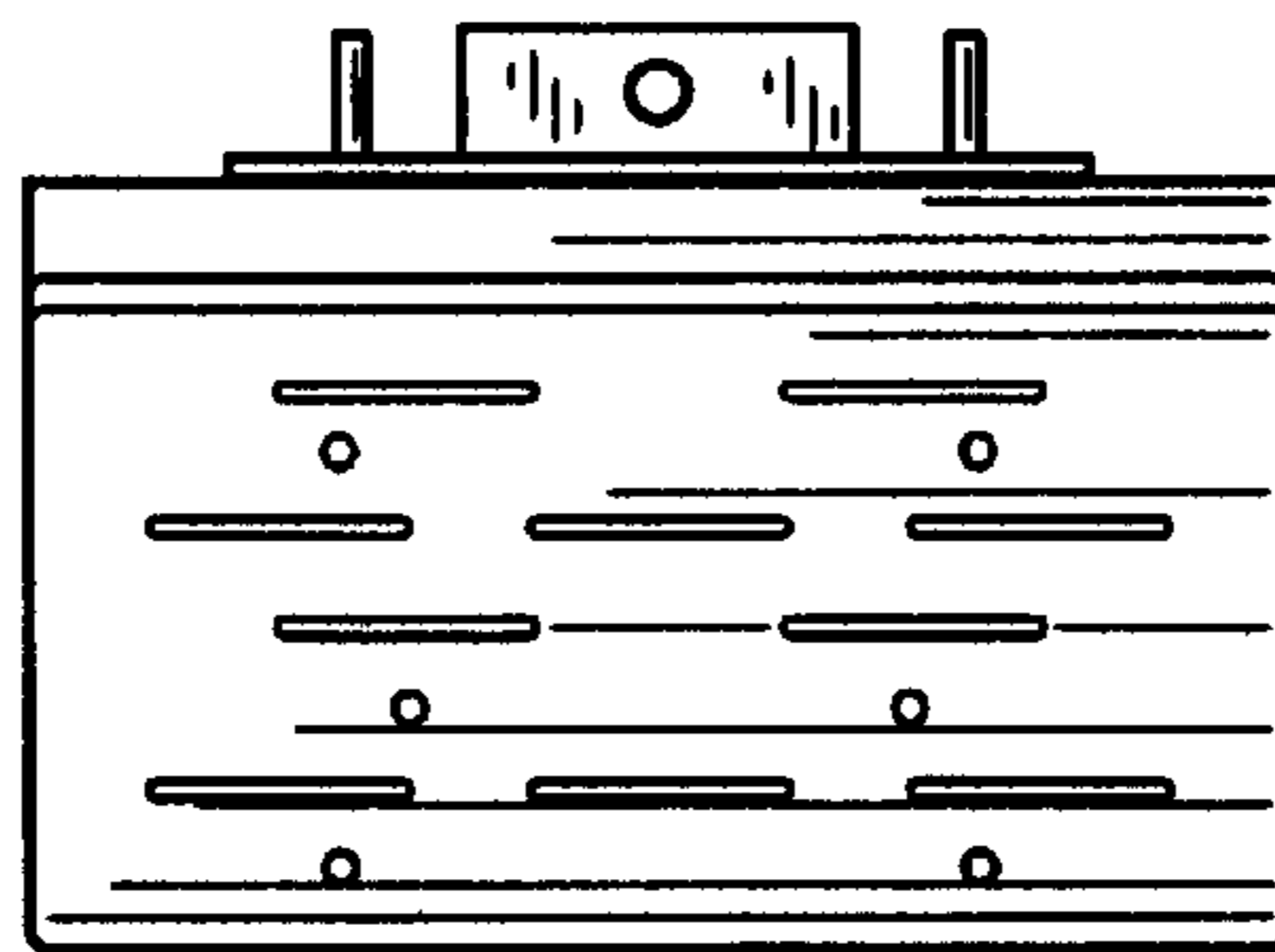


FIG. 3




FIG. 4

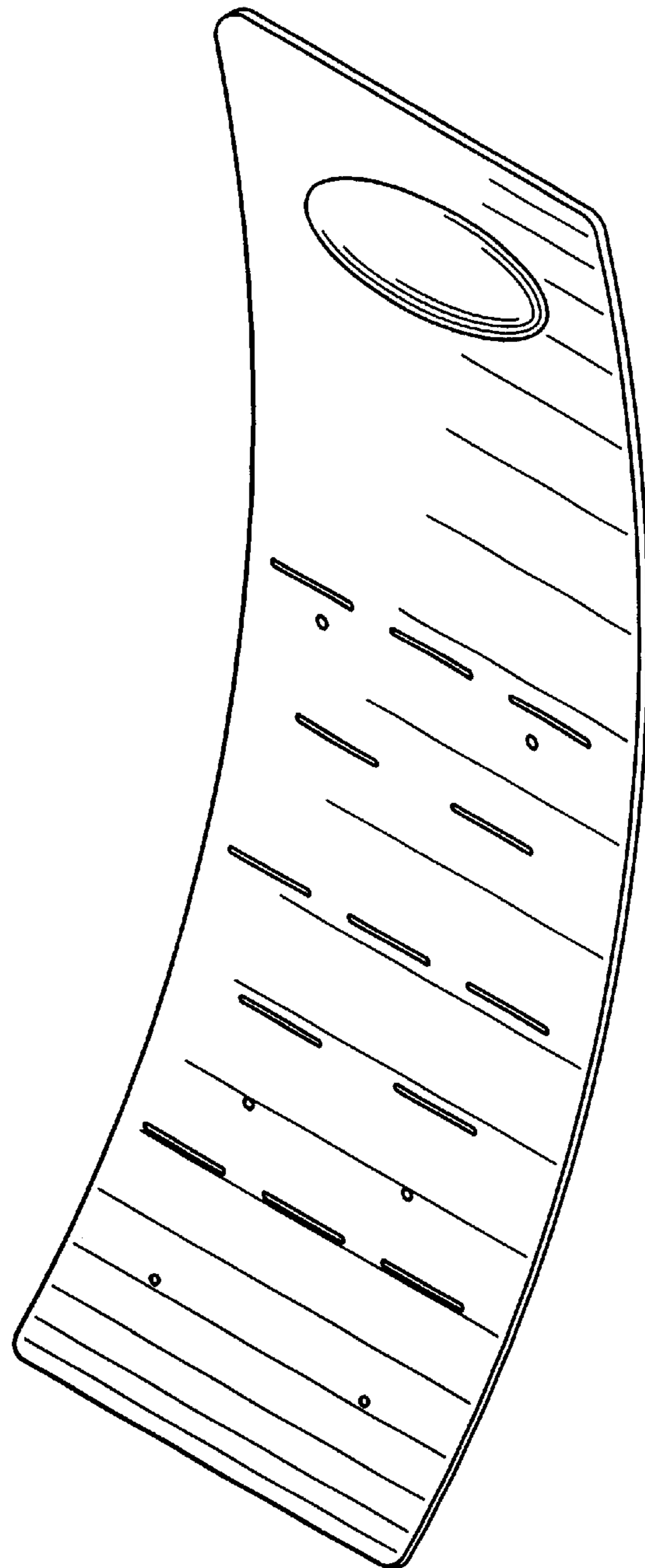


FIG. 5