



US00D534013S

(12) **United States Design Patent** (10) **Patent No.:** **US D534,013 S**
Jahnke (45) **Date of Patent:** **** Dec. 26, 2006**

(54) **THREE SIDED DISPLAY**
(75) Inventor: **Sandra L. Jahnke**, Henderson, NV (US)
(73) Assignee: **Esprit Miami, Inc.**, Miami, FL (US)
(**) Term: **14 Years**

1,897,905 A * 2/1933 Johnson 248/121
3,190,454 A * 6/1965 Brooks 211/85.21
D274,202 S * 6/1984 Karapita D6/405
4,679,695 A * 7/1987 Leff 211/85.21
D326,570 S * 6/1992 Heilman D6/415
D369,950 S * 5/1996 LaPointe D7/600.2
D371,695 S * 7/1996 Buck D6/460
6,050,529 A * 4/2000 Lin 248/121

* cited by examiner

(21) Appl. No.: **29/228,717**
(22) Filed: **Apr. 27, 2005**

Primary Examiner—Janice E. Seeger
Assistant Examiner—Sydney R. Buffalow
(74) *Attorney, Agent, or Firm*—William B. Ritchie

(51) **LOC (8) Cl.** **06-04**
(52) **U.S. Cl.** **D6/458**
(58) **Field of Classification Search** D6/449,
D6/396, 405, 465, 457, 458, 468, 466, 479,
D6/569, 514, 552, 462, 473, 40; 211/13.1,
211/106, 85.2, 53, 56, 85.1, 26, 70, 85.31,
211/95, 1.53, 131.1, 163, 166, 181.1, 183
See application file for complete search history.

(57) **CLAIM**

The ornamental design for the three sided display, as shown and described.

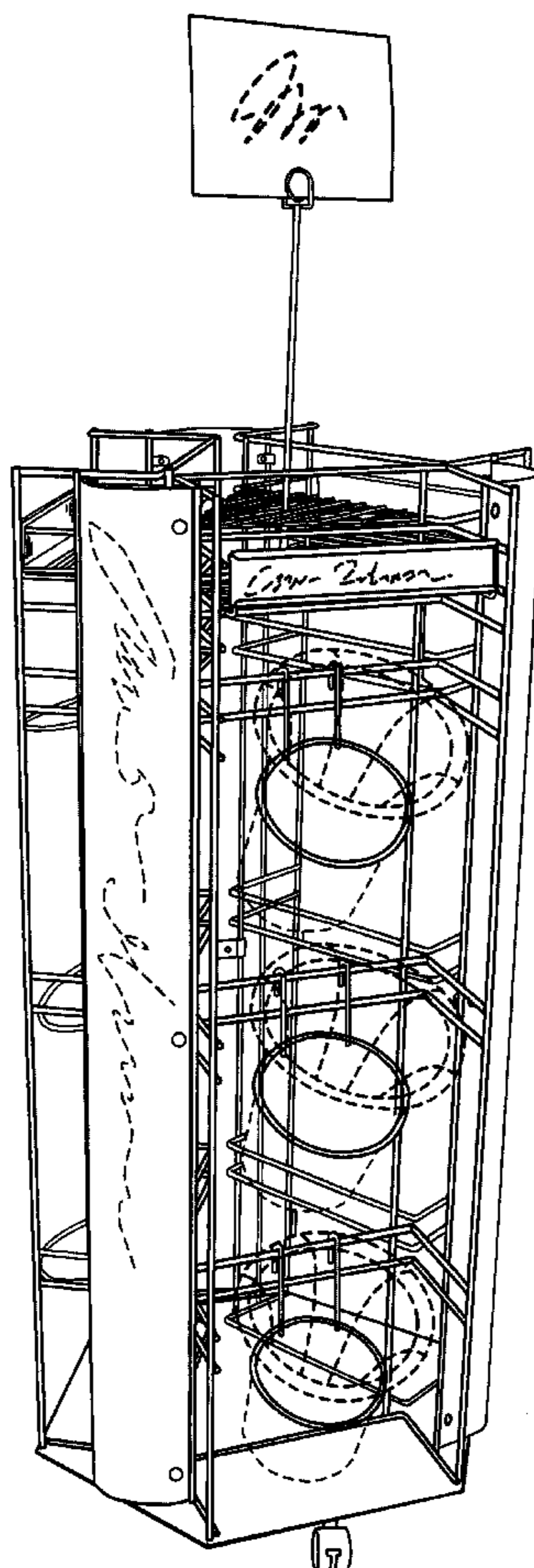
DESCRIPTION

FIG. 1 is an isometric view of the invention showing my new design.
FIG. 2 is a front view; the other two sides are identical.
FIG. 3 is a top view of the invention; and,
FIG. 4 is a bottom plan view of the invention.

(56) **References Cited**
U.S. PATENT DOCUMENTS

928,213 A * 7/1909 Patterson 248/121
D40,361 S * 11/1909 Moore D6/405
1,797,077 A * 3/1931 Dew et al. 248/121

1 Claim, 4 Drawing Sheets



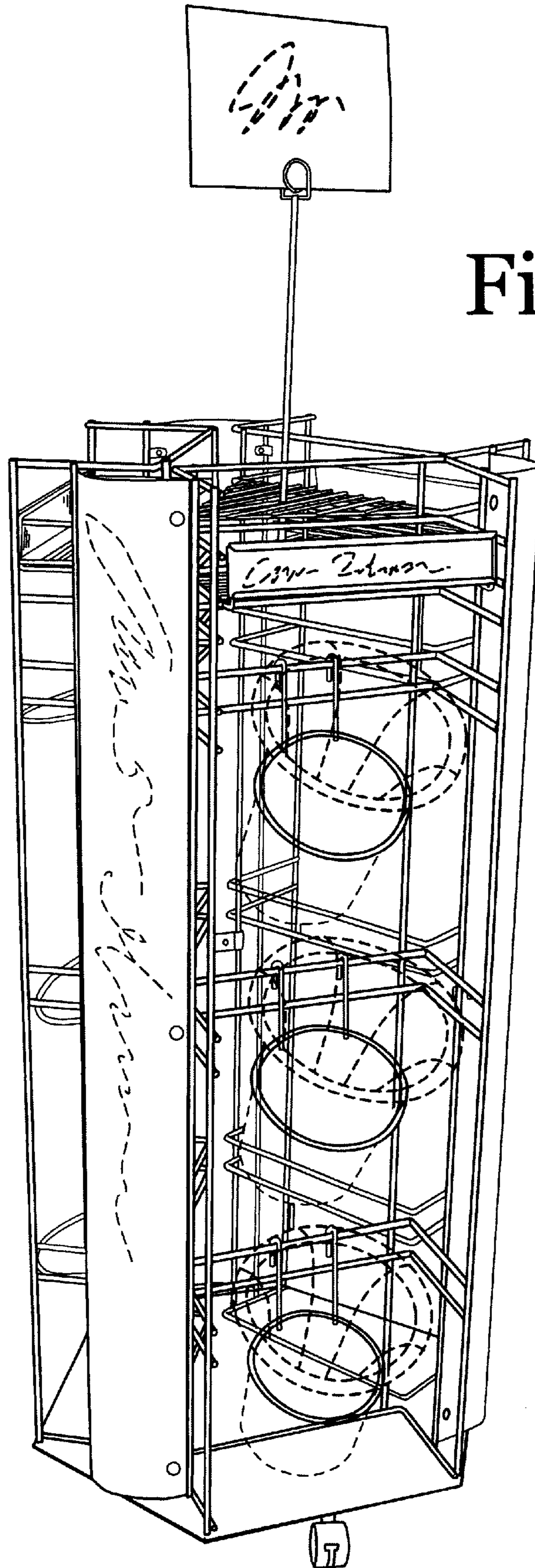


Fig. 1

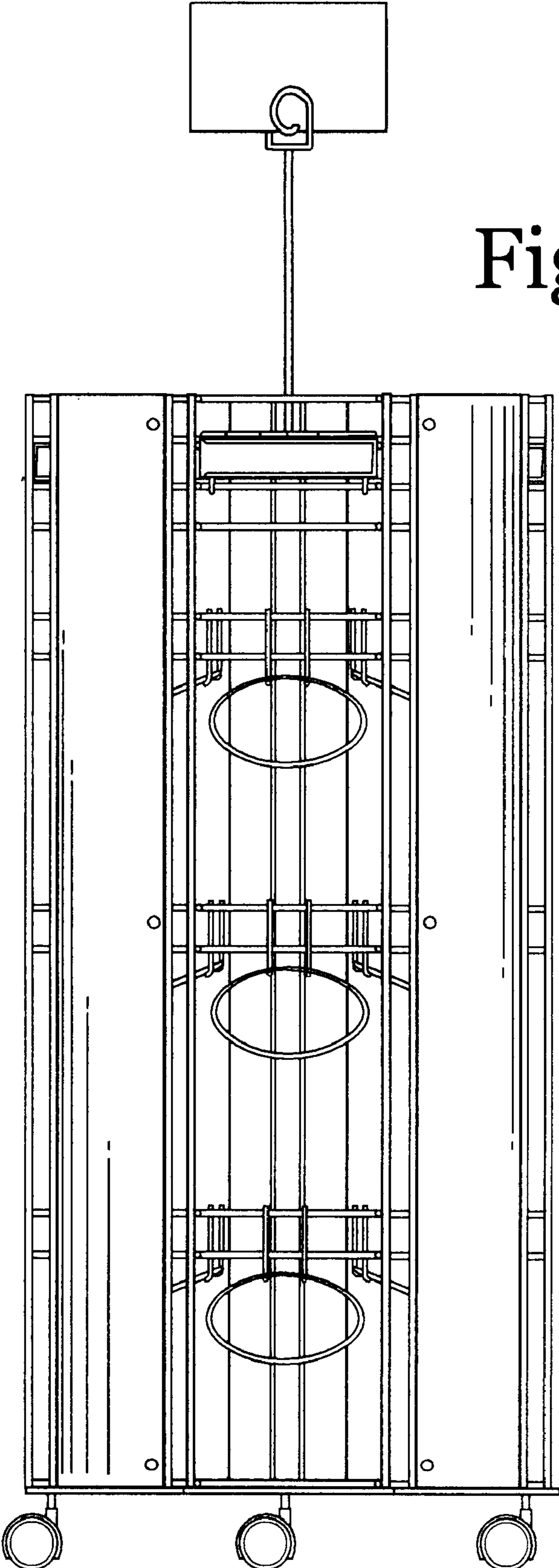


Fig. 2

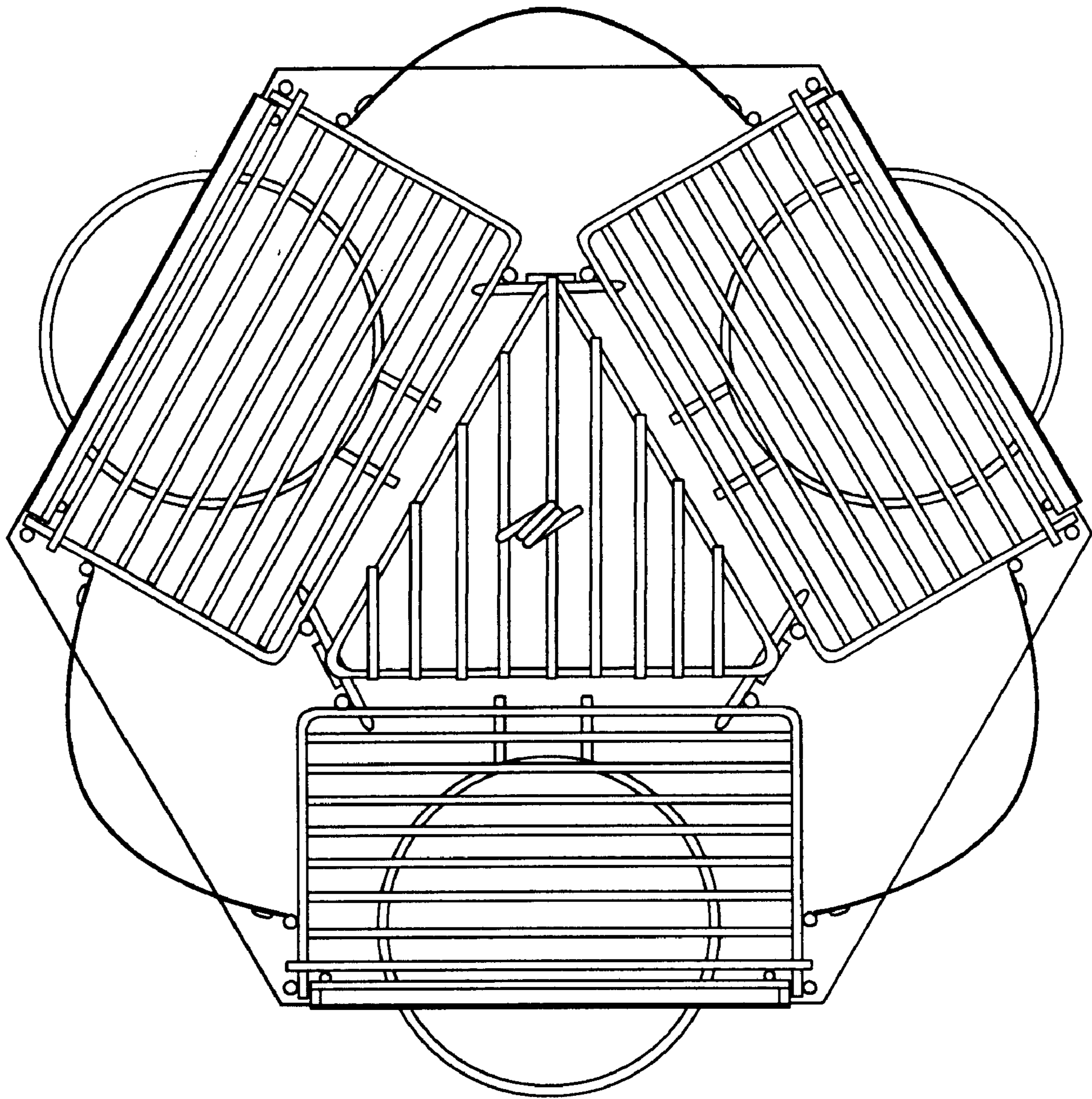


Fig. 3

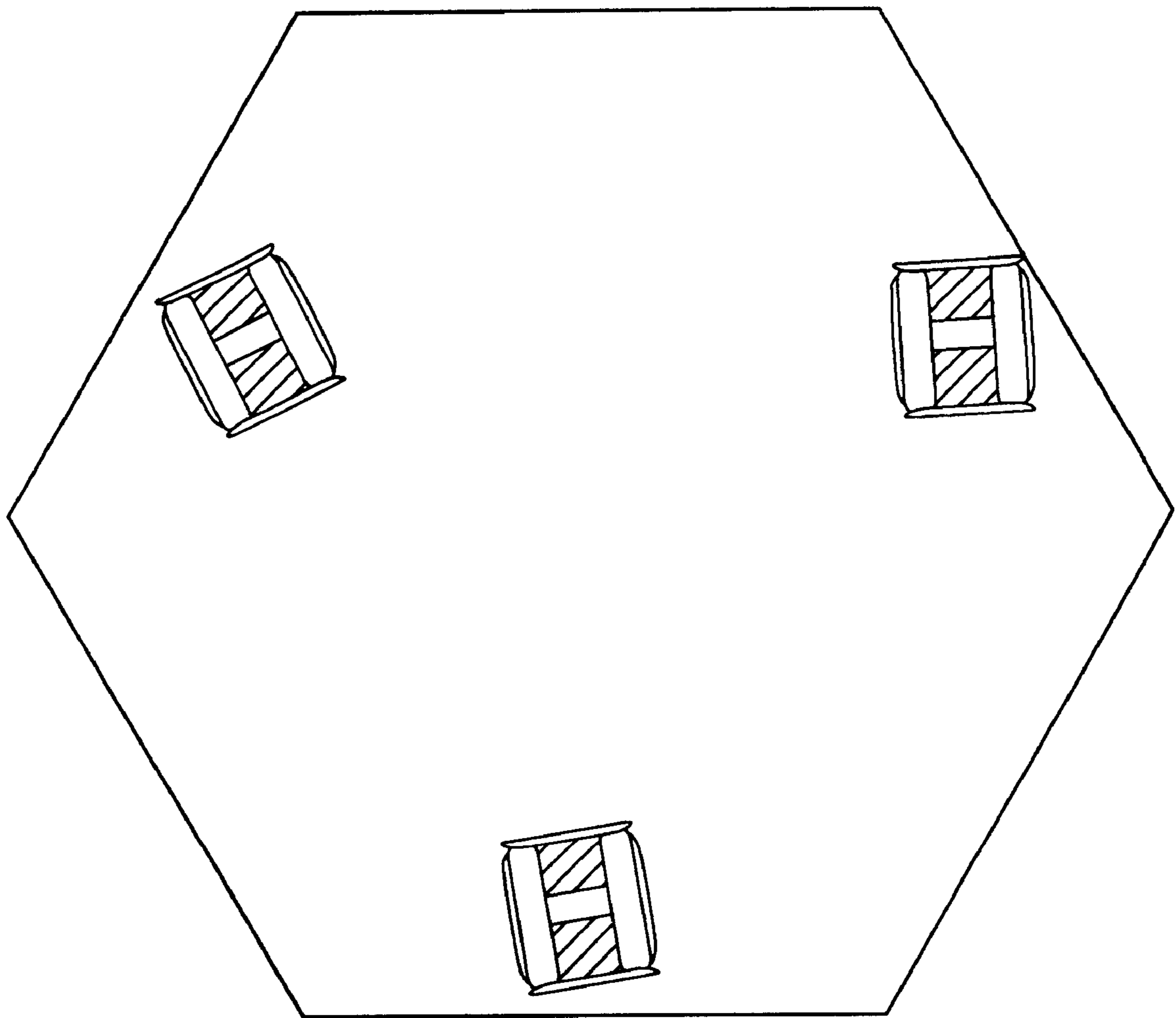


Fig. 4