



US00D534003S

(12) **United States Design Patent**
McNally

(10) **Patent No.:** **US D534,003 S**

(45) **Date of Patent:** **** Dec. 26, 2006**

(54) **MIRROR**

D383,587 S * 9/1997 Morales D1/111
D434,589 S * 12/2000 Moeke-Maxwell D6/601

(76) Inventor: **Aletha A. McNally**, 5216 McCoy,
Shawnee, KS (US) 66226

* cited by examiner

(**) Term: **14 Years**

Primary Examiner—Janice E. Seeger
Assistant Examiner—Sydney R Buffalow

(21) Appl. No.: **29/223,145**

(74) *Attorney, Agent, or Firm*—Kramer & Amedo, P.C.

(22) Filed: **Feb. 10, 2005**

(57) **CLAIM**

(51) **LOC (8) Cl.** **06-07**

The ornamental design for a mirror, as shown and described.

(52) **U.S. Cl.** **D6/300**

DESCRIPTION

(58) **Field of Classification Search** D6/300–314,
D6/444, 568, 321; 40/200, 700, 720, 728,
40/735, 727, 765, 747; D23/311; D11/131
See application file for complete search history.


FIG. 1 is a top view of a mirror;
FIG. 2 is a front end view thereof;
FIG. 3 is a rear end view thereof;
FIG. 4 is a side view thereof; and,
FIG. 5 is an illustrative view of a mirror showing the design
in a position of use, affixed to the underside of a toilet seat
cover. The broken line showing of the toilet seat, cover, and
hinges in FIG. 5 is for illustrative purposes only and forms
no part of the claimed design.

(56) **References Cited**

U.S. PATENT DOCUMENTS

D199,680 S * 12/1964 Tredway D21/440
D258,406 S * 3/1981 Elbaum et al. D6/599
D275,090 S * 8/1984 Schulze-Wechsungen .. D11/136
D329,403 S * 9/1992 Trefsgar D11/131

1 Claim, 2 Drawing Sheets






FIG. 1



FIG. 2



FIG. 3



FIG. 4

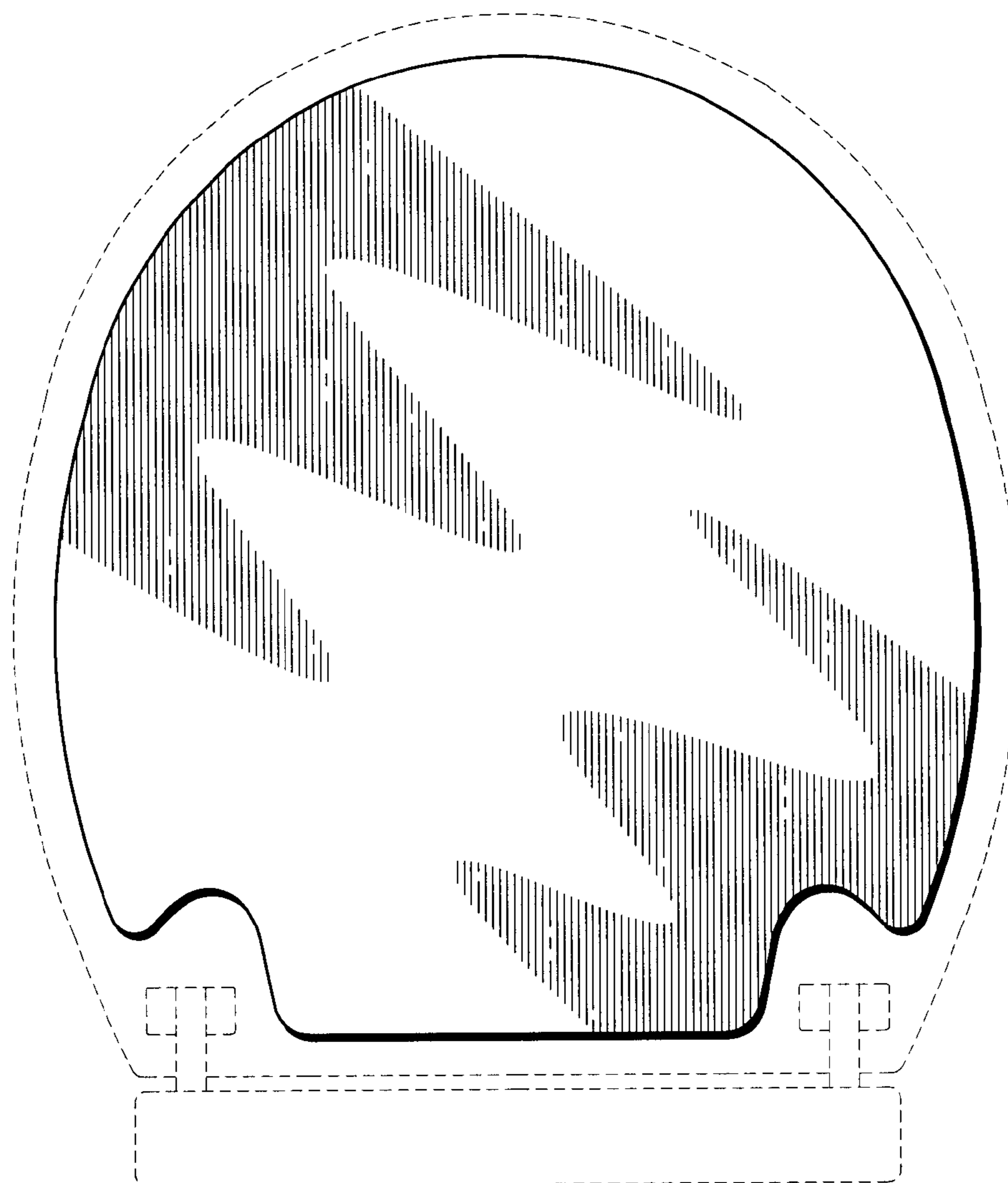


FIG. 5