



US00D533999S

(12) **United States Design Patent**
Delafontaine

(10) **Patent No.:** **US D533,999 S**

(45) **Date of Patent:** **** Dec. 26, 2006**

(54) **HANDBAG**

(75) Inventor: **Sophie Delafontaine**, Paris (FR)

(73) Assignee: **S.A.S. Jean Cassegrain**, Paris (FR)

(**) Term: **14 Years**

(21) Appl. No.: **29/260,359**

(22) Filed: **May 24, 2006**

(51) **LOC (8) Cl.** **03-01**

(52) **U.S. Cl.** **D3/246**

(58) **Field of Classification Search** D3/232,

D3/233, 243, 245, 246, 303, 900, 902; 150/100,

150/106, 107, 108, 110, 111, 112, 117, 118;

190/100, 106, 108, 109, 111, 112, 113, 115,

190/119, 900, 901, 903; 383/6, 25, 30, 31,

383/37, 38, 40, 41, 42, 66, 78, 84, 92, 98

See application file for complete search history.

(56) **References Cited**

U.S. PATENT DOCUMENTS

D78,901 S * 7/1929 Schell D3/290

1,841,154 A * 1/1932 Rath 190/109

D129,750 S * 9/1941 Blake 150/108

D143,933 S * 2/1946 Rath D3/246

3,537,628 A * 11/1970 Thompson 383/38

D374,346 S * 10/1996 Giovannella D3/243

* cited by examiner

Primary Examiner—Louis S. Zarfes

Assistant Examiner—Monica A. Weingart

(74) *Attorney, Agent, or Firm*—Gottlieb, Rackman & Reisman, P.C.

(57) **CLAIM**

The ornamental design for a handbag, as shown and described.

DESCRIPTION

FIG. 1 is a bottom plan view of a handbag showing my new design;

FIG. 2 is a right side elevation view thereof;

FIG. 3 is a front elevation view thereof;

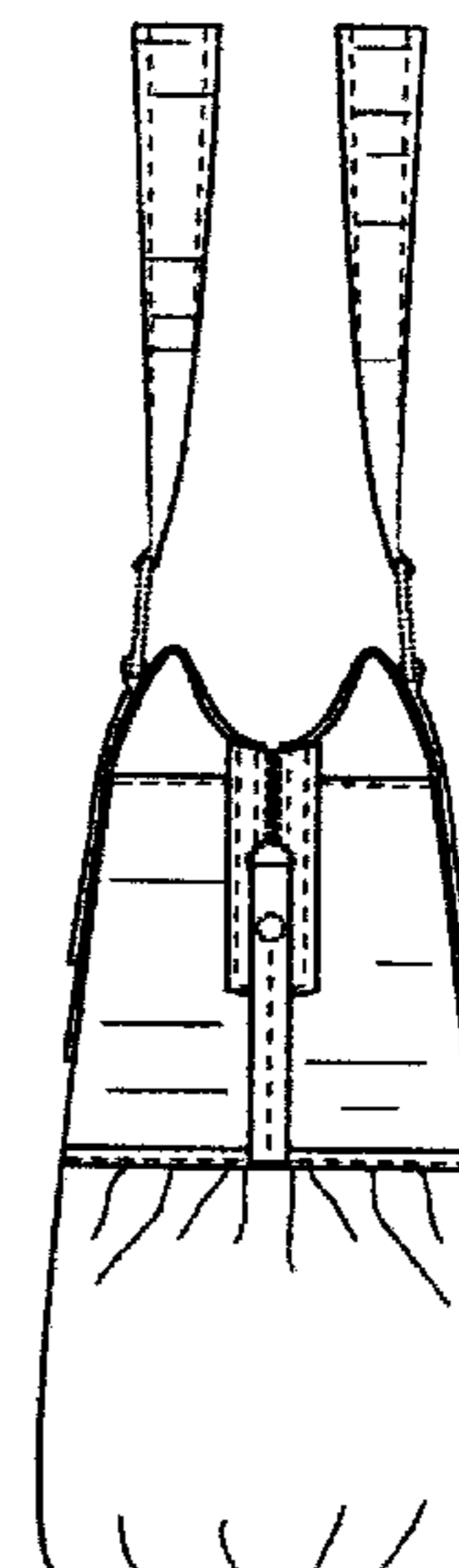
FIG. 4 is a left side elevation view thereof;

FIG. 5 is a top plan view thereof; and,

FIG. 6 is a rear elevation view thereof.

The broken line showing of stitching and hardware, in FIGS. 1–6, is for illustrative purposes only and forms no part of the claimed design.

1 Claim, 2 Drawing Sheets






FIG. 1

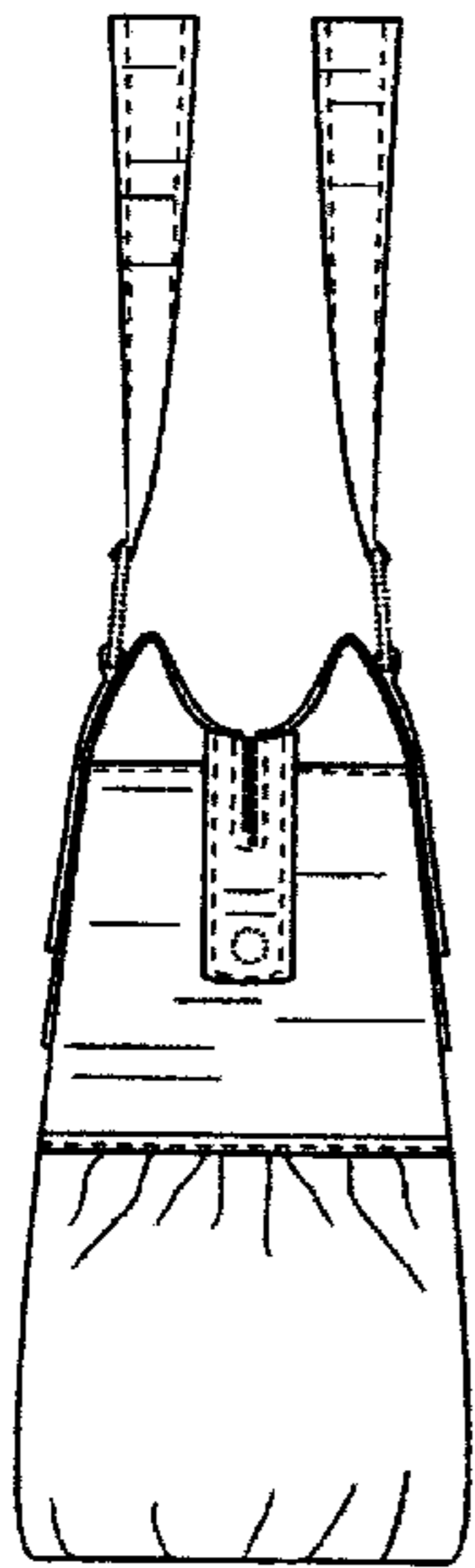


FIG. 2



FIG. 3

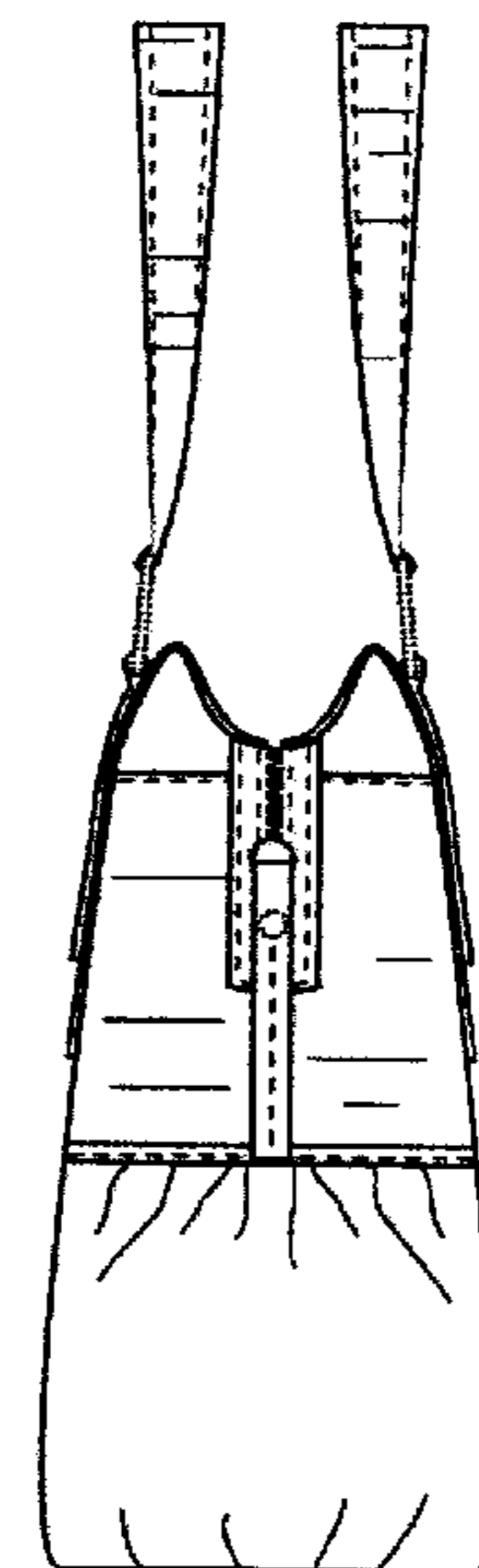


FIG. 4

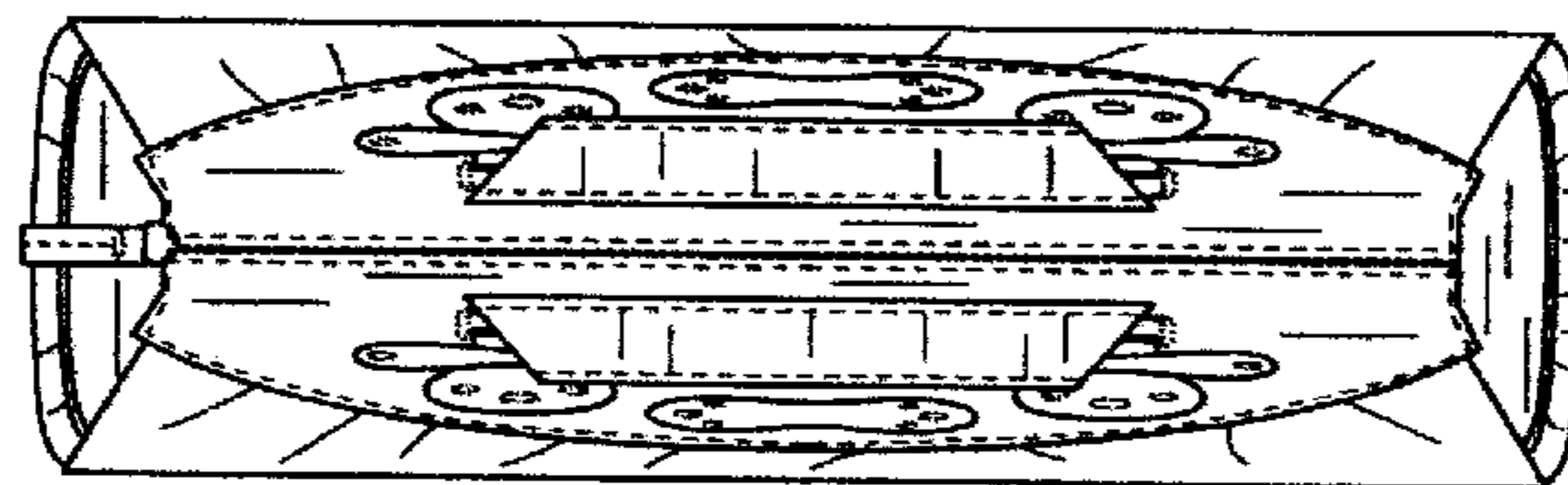


FIG. 5



FIG. 6