



US00D533986S

(12) **United States Design Patent**
Belley et al.

(10) **Patent No.:** **US D533,986 S**

(45) **Date of Patent:** **** Dec. 26, 2006**

(54) **FOOTWEAR UPPER**

(75) Inventors: **Manon Belley**, Laval (CA); **Grant A. Urie**, Shelburne, VT (US); **Cristian Ardissono**, Montebelluna (IT)

(73) Assignee: **Wolverine World Wide, Inc.**, Rockford, MI (US)

(**) Term: **14 Years**

(21) Appl. No.: **29/231,210**

(22) Filed: **Jun. 2, 2005**

(51) **LOC (8) Cl.** **02-99**

(52) **U.S. Cl.** **D2/969**

(58) **Field of Classification Search** D2/969,
D2/896, 906, 972, 973; 36/45, 114
See application file for complete search history.

(56) **References Cited**

U.S. PATENT DOCUMENTS

D325,290 S	*	4/1992	Hatfield	D2/973
5,243,772 A	*	9/1993	Francis et al.	36/114
D342,369 S	*	12/1993	Lamson	D2/906
D348,977 S	*	7/1994	Koh	D2/969
D365,438 S	*	12/1995	Orzeck	D2/969
D394,742 S	*	6/1998	Gaudio	D2/969
D424,291 S	*	5/2000	Matis	D2/969
D430,724 S	*	9/2000	Matis et al.	D2/969
D440,034 S	*	4/2001	Matis	D2/969
D441,180 S		5/2001	Matis et al.		
D444,936 S		7/2001	Matis et al.		

D446,385 S	*	8/2001	MacLeod	D2/969
D473,702 S	*	4/2003	Burg et al.	D2/969
D479,388 S	*	9/2003	Matis	D2/969
D486,298 S	*	2/2004	Adams	D2/969
D487,337 S	*	3/2004	Rogers	D2/969
D498,352 S	*	11/2004	Ringholz et al.	D2/969

* cited by examiner

Primary Examiner—Dominic Simone

Assistant Examiner—Rashida C. McCoy

(74) *Attorney, Agent, or Firm*—Warner Norcross & Judd

(57) **CLAIM**

The ornamental design for footwear upper, as shown and described.

DESCRIPTION

FIG. 1 is a perspective view of the footwear upper embodying the new design;

FIG. 2 is a top plan view thereof;

FIG. 3 is a right side view thereof;

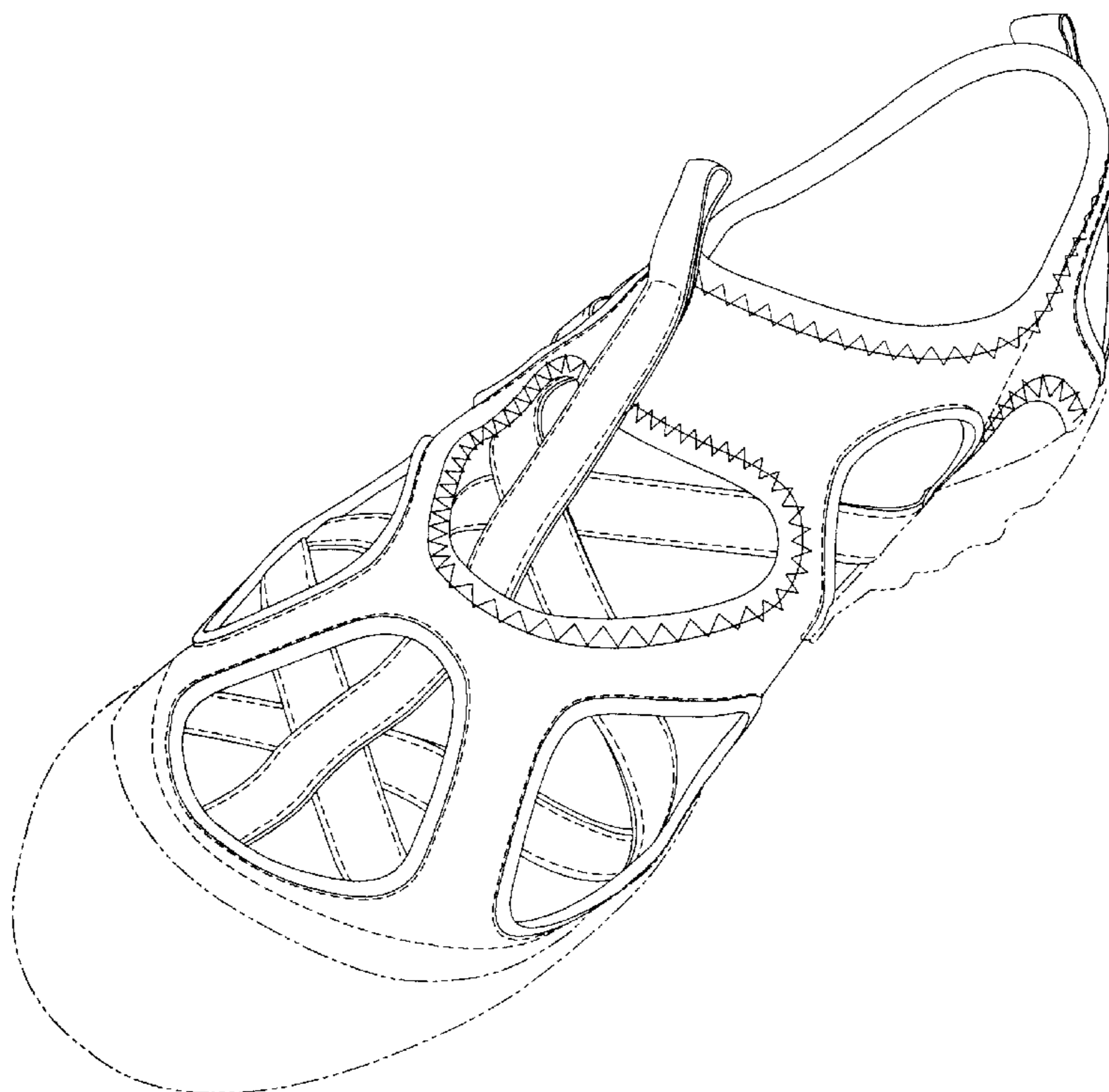
FIG. 4 is a left side view thereof;

FIG. 5 is a front view thereof; and,

FIG. 6 is a rear view thereof.

FIGS. 1–6 show features of an article of footwear in phantom lines. These features are shown for environmental purposes and do not form any part of the claimed design. Further, the phantom lines immediately adjacent the solid-line portions of the design form the boundary of the design, with the phantom lines forming no part of the claimed design.

1 Claim, 4 Drawing Sheets



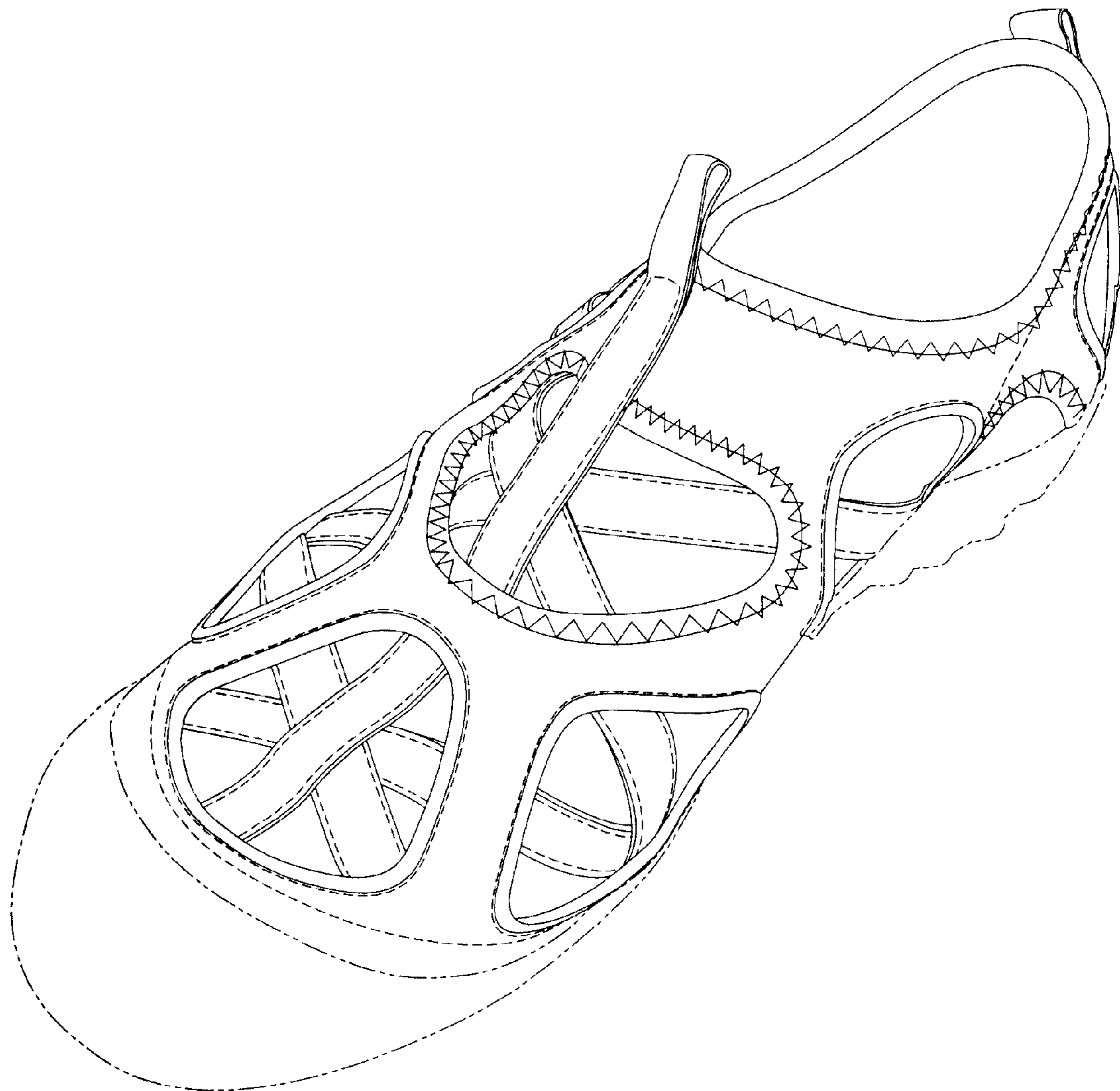


Fig. 1

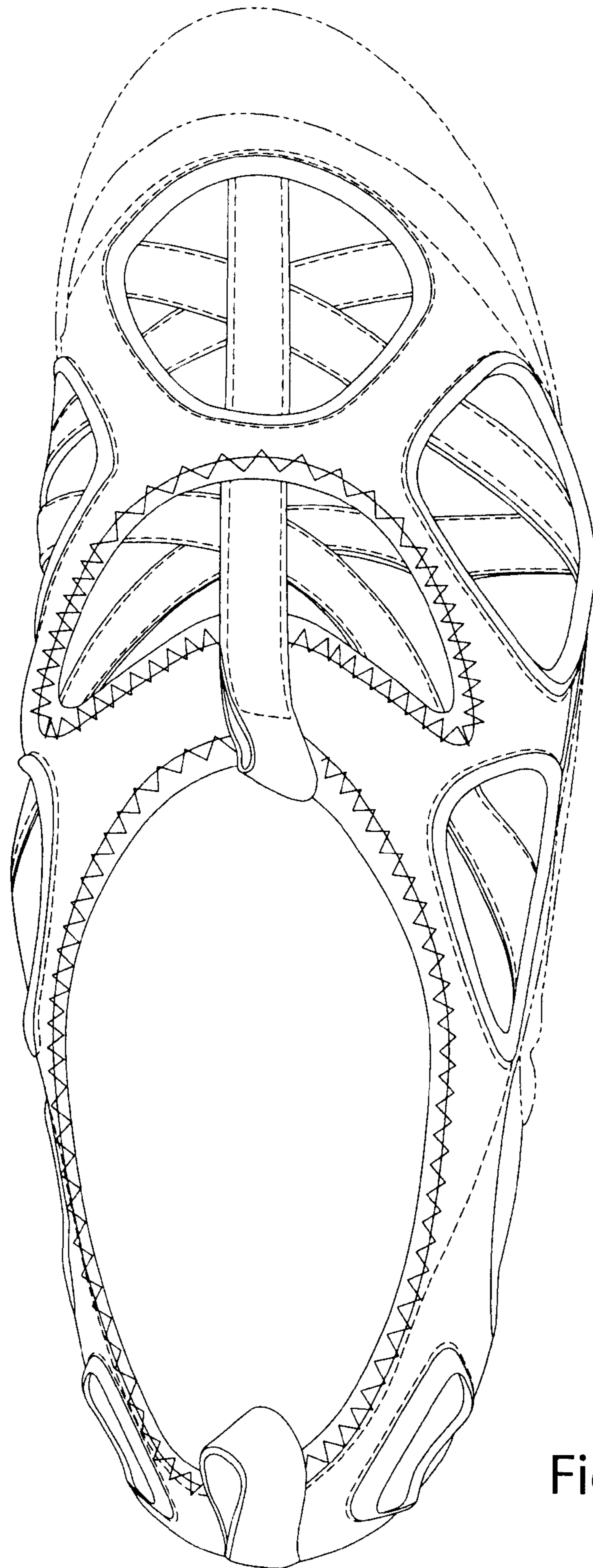


Fig. 2

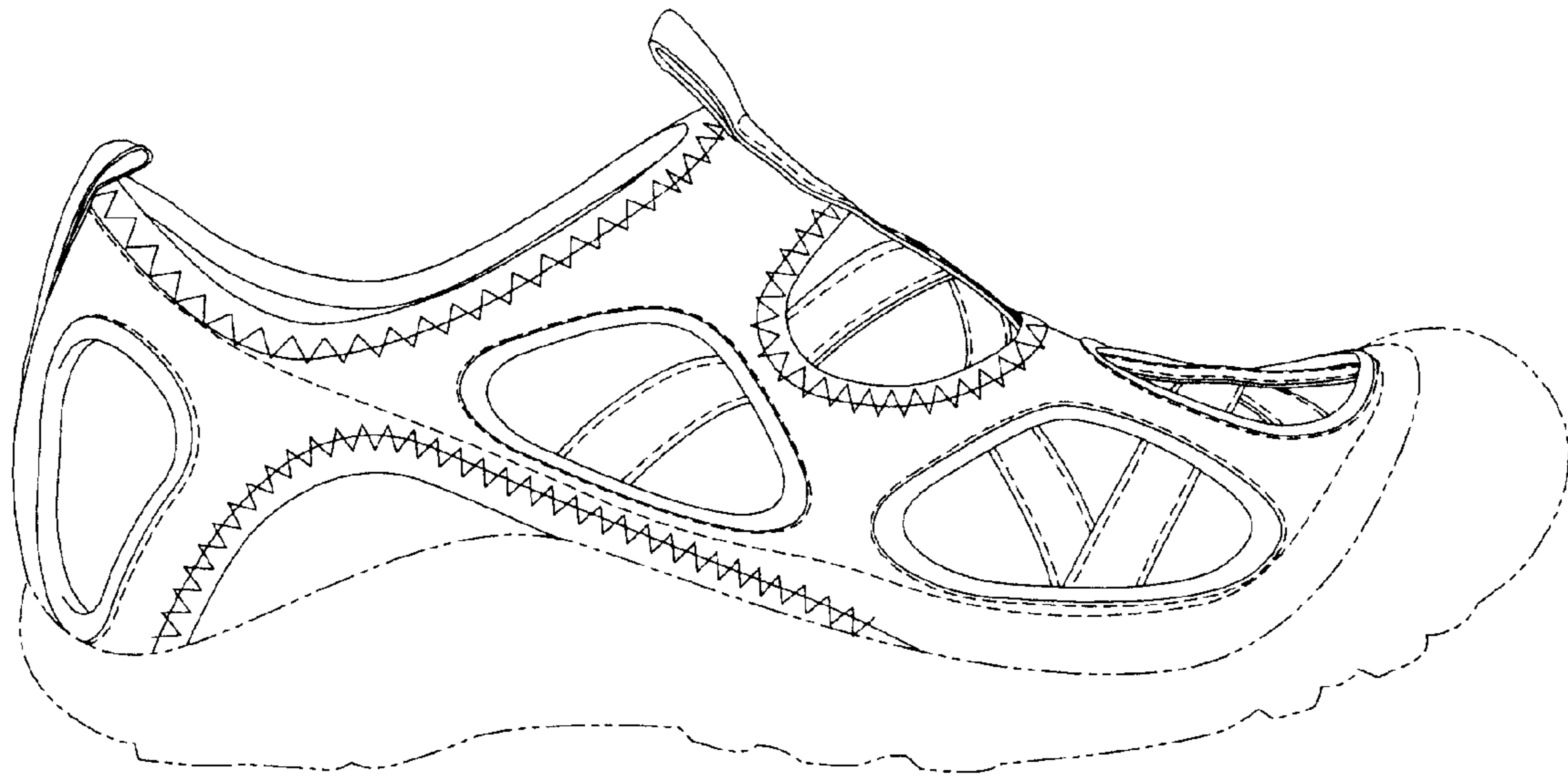


Fig. 3




Fig. 4

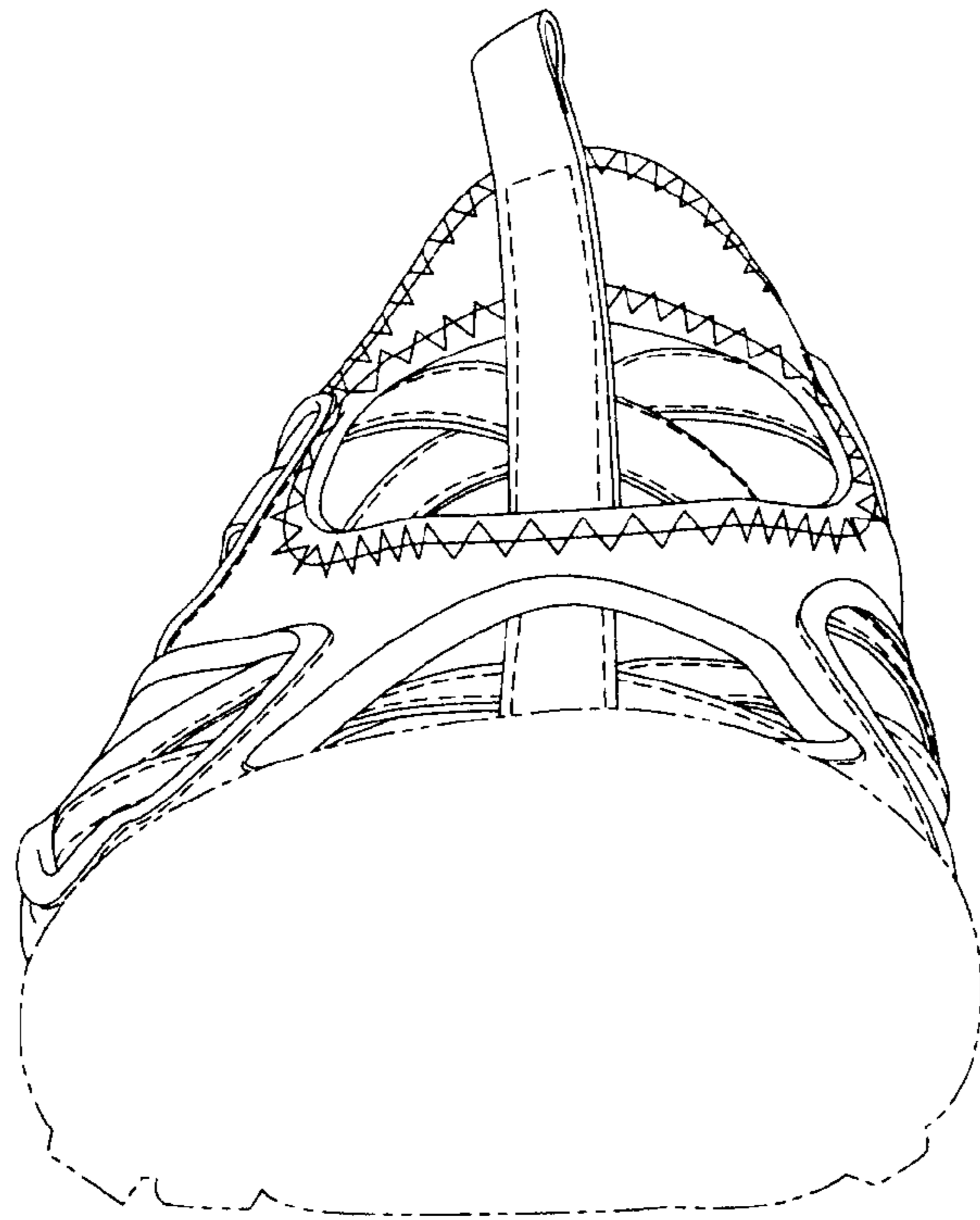


Fig. 5

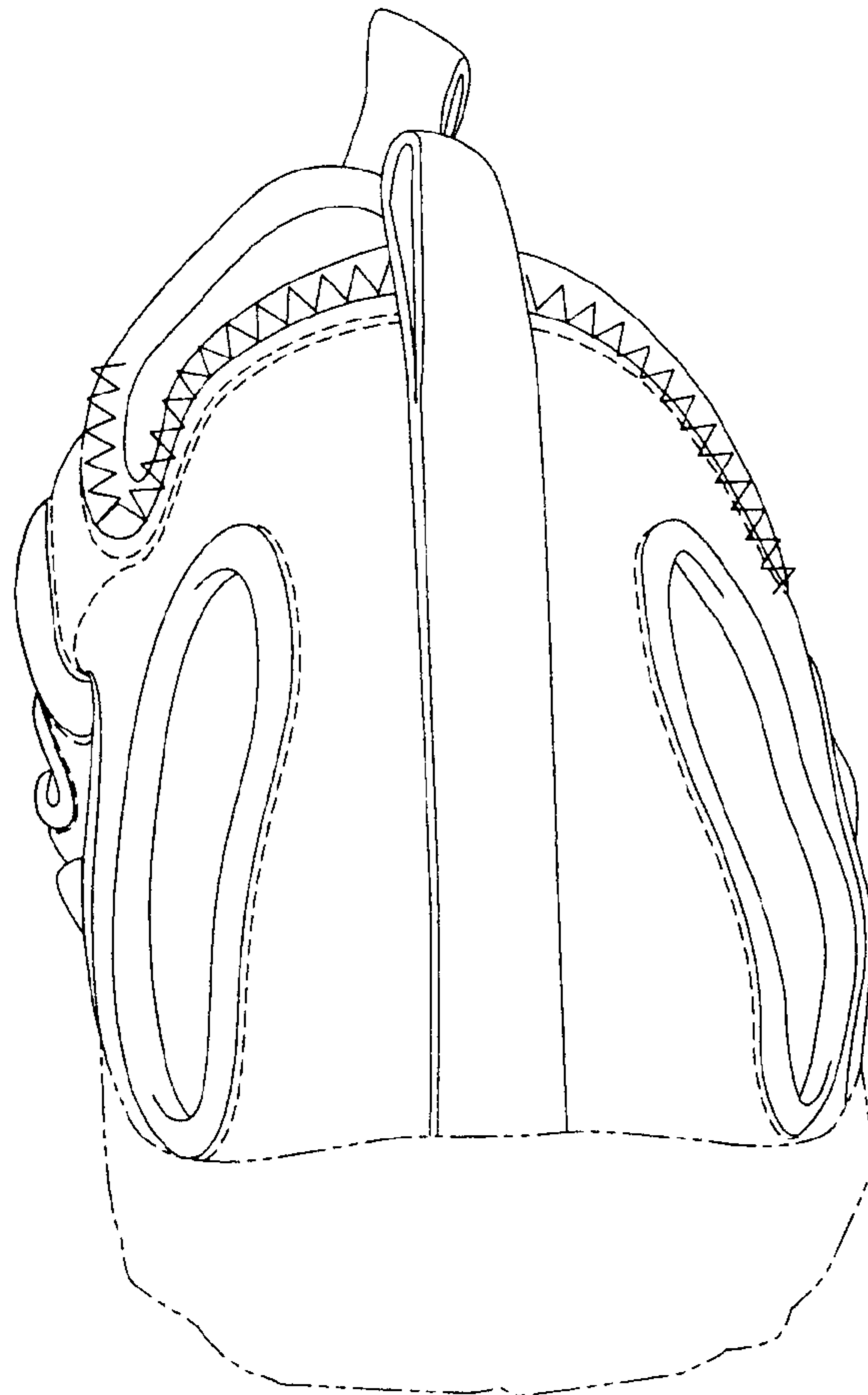


Fig. 6