



US00D533985S

(12) **United States Design Patent**
Belley et al.

(10) **Patent No.:** **US D533,985 S**

(45) **Date of Patent:** **** Dec. 26, 2006**

(54) **FOOTWEAR UPPER**

D500,583 S 1/2005 Belley et al.
2004/0200095 A1 * 10/2004 McAlpine 36/83

(75) Inventors: **Manon Belley**, Laval (CA); **Martin W. F. Dean**, St. Albans (GB)

OTHER PUBLICATIONS

(73) Assignee: **Wolverine World Wide, Inc.**,
Rockford, MI (US)

Hush Puppies Fall 1997 Catalog, pp. 20, 21.
Merrell Spring 2005 Catalog, p. 56.

(**) Term: **14 Years**

* cited by examiner

(21) Appl. No.: **29/231,200**

Primary Examiner—Stella Reid

(22) Filed: **Jun. 2, 2005**

Assistant Examiner—Rashida C. McCoy

(51) **LOC (8) Cl.** **02-99**

(52) **U.S. Cl.** **D2/969**

(58) **Field of Classification Search** D2/969,
D2/904, 909, 910, 912, 970; 36/45, 83, 113,
36/117

(74) *Attorney, Agent, or Firm*—Warner Norcross & Judd

(57) **CLAIM**

See application file for complete search history.

The ornamental design for footwear upper, as shown and described.

DESCRIPTION

(56) **References Cited**

U.S. PATENT DOCUMENTS

D216,941 S	*	3/1970	Schwartz	D2/910
D380,592 S	*	7/1997	Whittington	D2/910
D400,342 S	*	11/1998	Davidowitz et al.	D2/909
D403,142 S	*	12/1998	Cook	D2/910
D404,188 S	*	1/1999	Ernst	D2/910
D410,322 S	*	6/1999	Davidowitz et al.	D2/910
D449,152 S	*	10/2001	Besko	D2/911
D461,294 S	*	8/2002	Cook	D2/912
D463,655 S	*	10/2002	Gerdy et al.	D2/970
D475,841 S	*	6/2003	Cook	D2/909
D475,842 S	*	6/2003	Cook	D2/909
D477,454 S	*	7/2003	Shattuck	D2/905

FIG. 1 is a perspective view of the footwear upper embodying the new design;

FIG. 2 is a top perspective view thereof;

FIG. 3 is a right side view thereof;

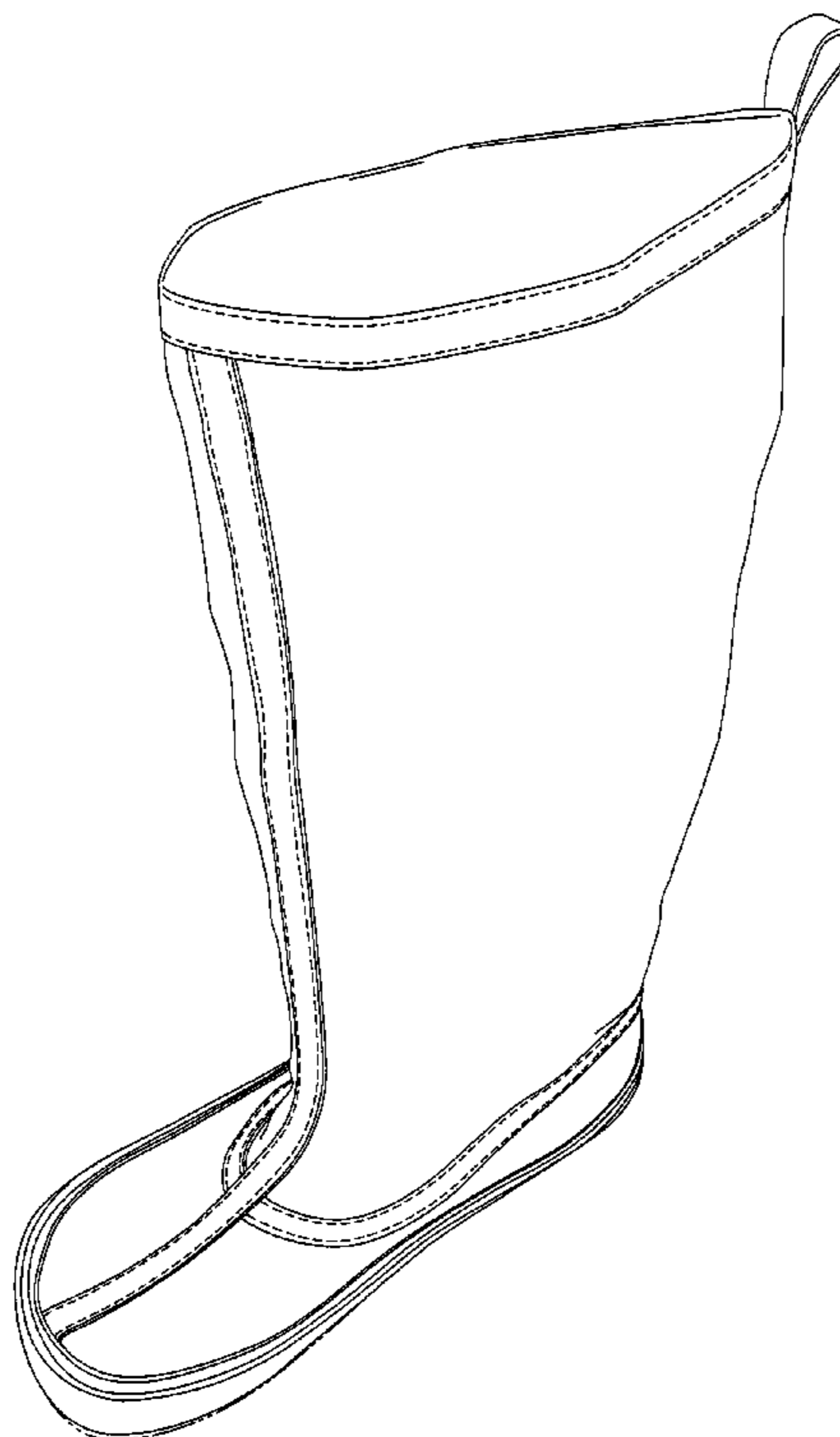
FIG. 4 is a left side view thereof;

FIG. 5 is a front view thereof; and,

FIG. 6 is a rear view thereof.

FIGS. 1–6 show features of an article of footwear in phantom lines. These features are shown for environmental purposes and do not form any part of the claimed design. Further, the phantom lines immediately adjacent the solid-line portions of the design form the boundary of the design, with the phantom lines forming no part of the claimed design.

1 Claim, 6 Drawing Sheets



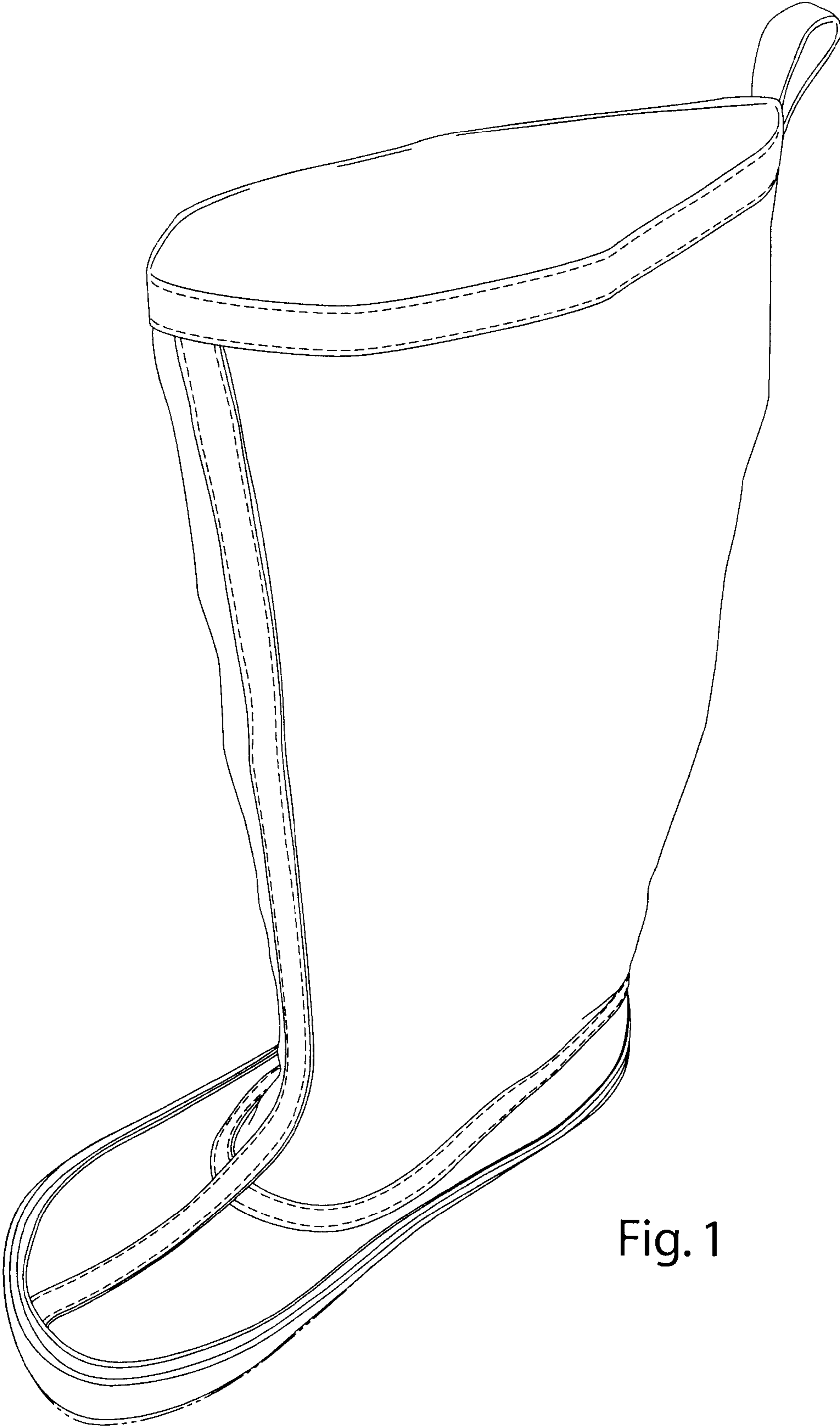


Fig. 1

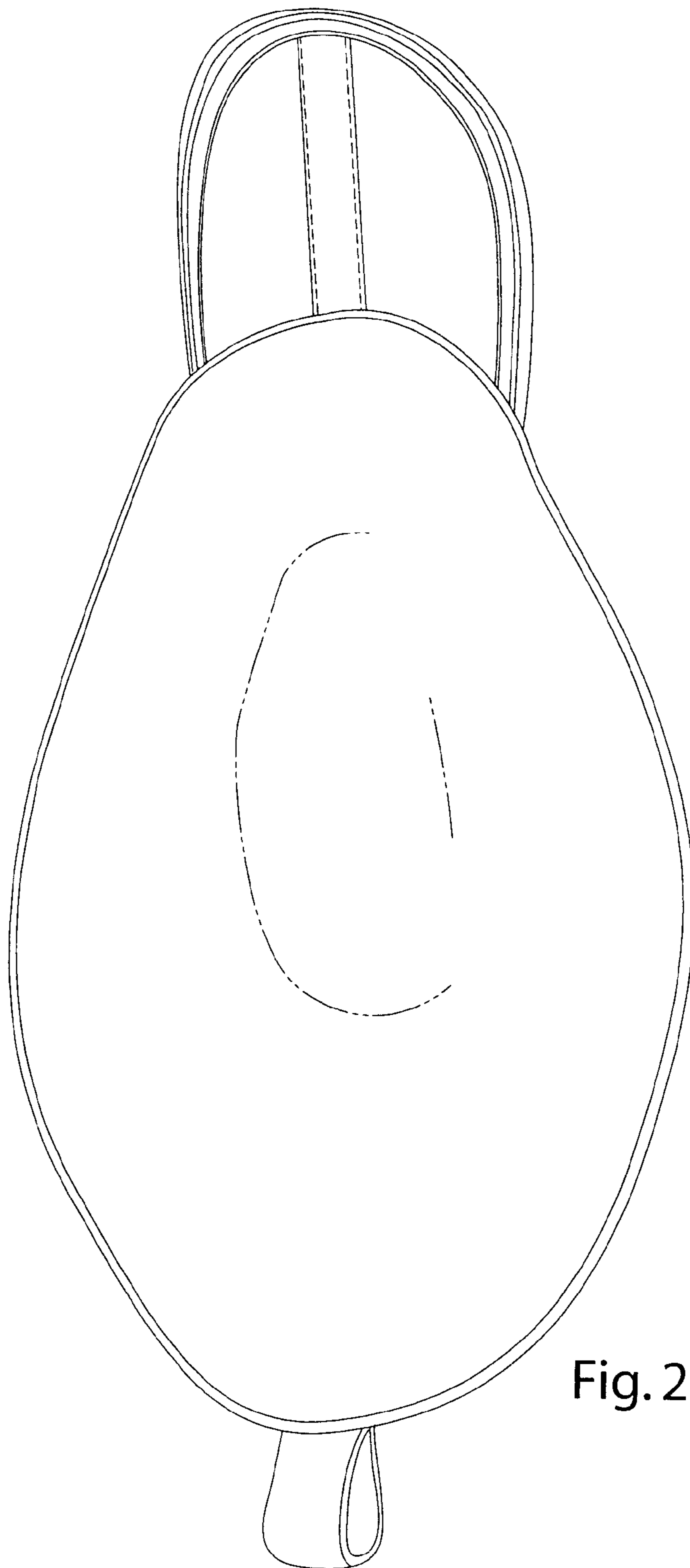


Fig. 2

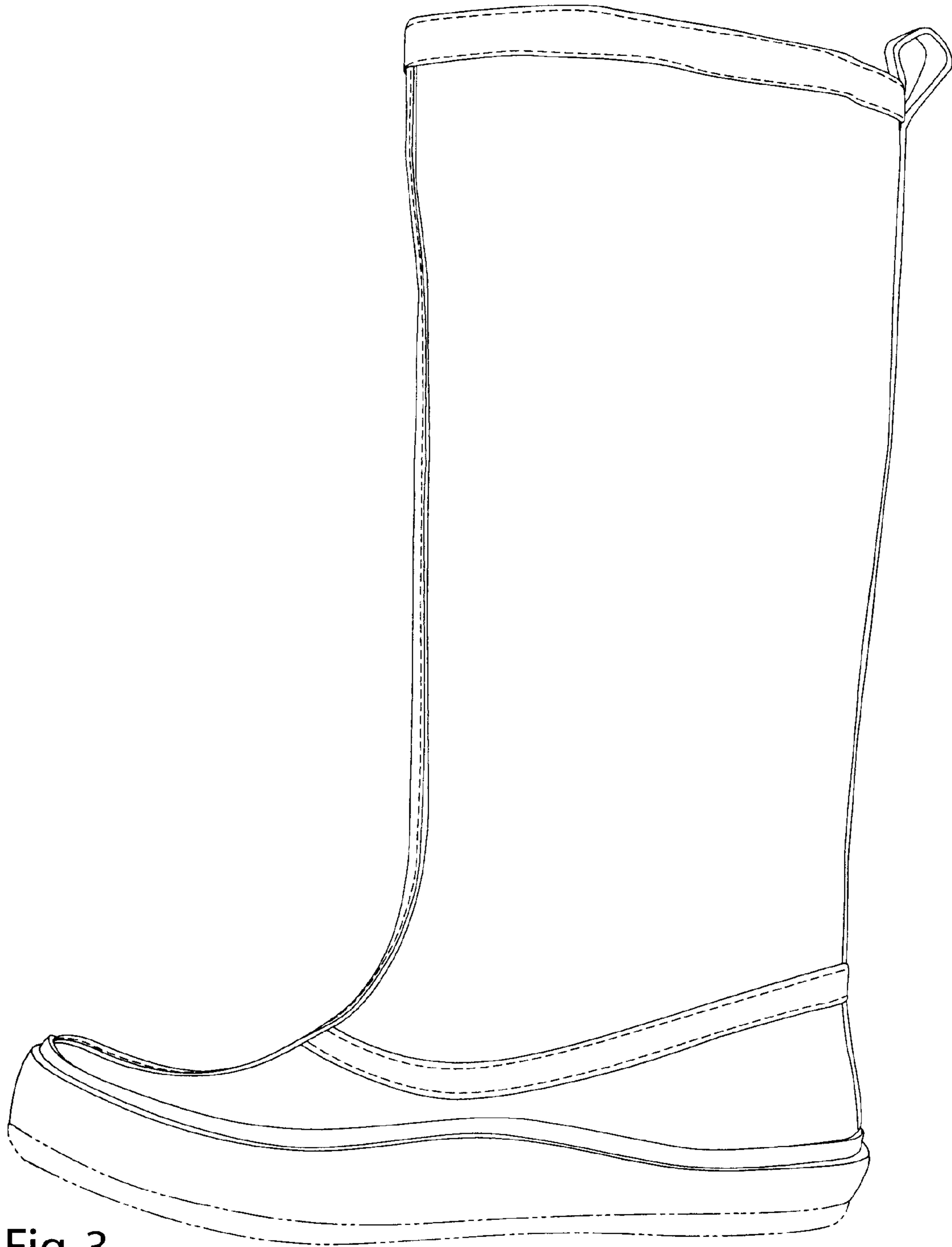


Fig. 3




Fig. 4

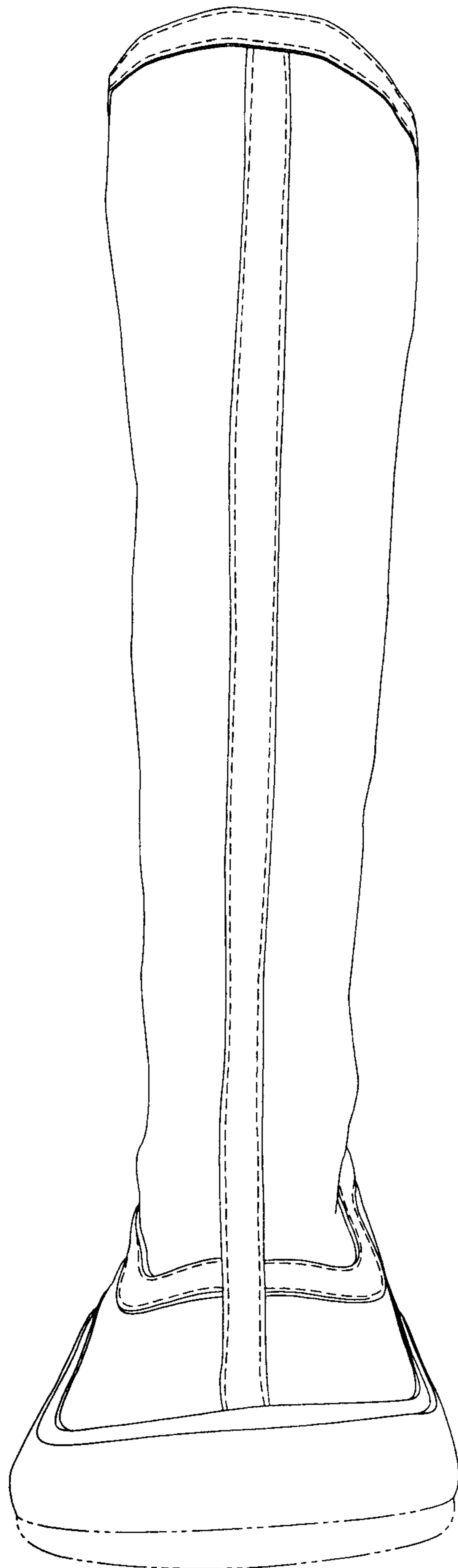


Fig. 5

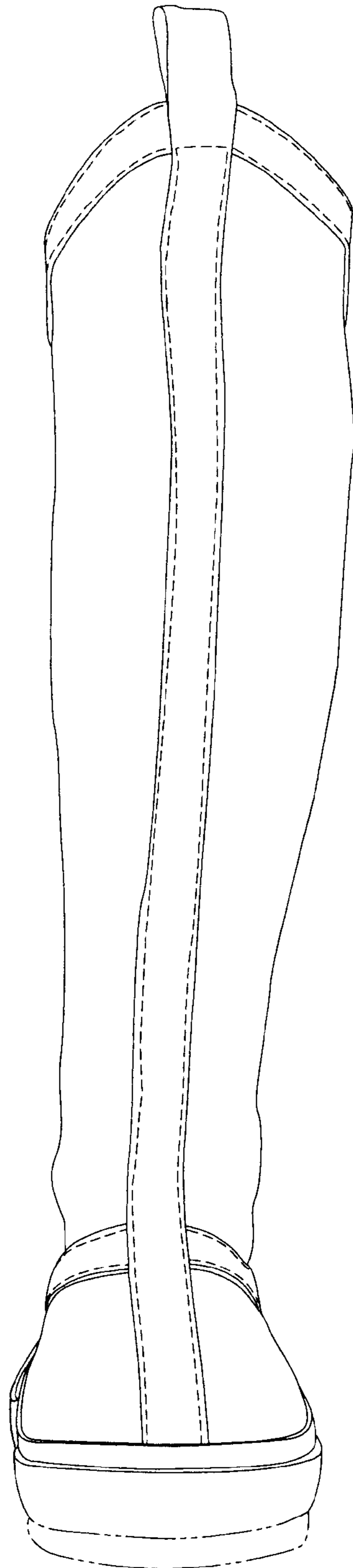


Fig. 6