



US00D533980S

(12) **United States Design Patent**
Livers

(10) **Patent No.:** **US D533,980 S**

(45) **Date of Patent:** **** Dec. 19, 2006**

(54) **PASSION CRUCIFIX**

(76) Inventor: **Don Cameron Livers**, 3747 W. 46th
St., Indianapolis, IN (US) 46228

(**) Term: **14 Years**

(21) Appl. No.: **29/243,629**

(22) Filed: **Nov. 30, 2005**

(51) **LOC (8) Cl.** **11-02**

(52) **U.S. Cl.** **D99/27**

(58) **Field of Classification Search** D99/17,
D99/23, 25, 27; D11/125, 157, 90, 133, 137;
362/183; 428/3; 63/21, 28; 40/124.5; 403/346
See application file for complete search history.

(56) **References Cited**

U.S. PATENT DOCUMENTS

| | | | | | | |
|-----------|---|---|---------|---------------|-------|----------|
| 1,258,147 | A | * | 3/1918 | Sargent | | 403/346 |
| 1,612,357 | A | * | 12/1926 | Brown | | 40/124.5 |
| 2,080,317 | A | * | 5/1937 | Jaekel | | 63/28 |
| D133,983 | S | * | 10/1942 | Cruise et al. | | D11/157 |
| D137,421 | S | * | 3/1944 | Rasmussen | | D99/23 |
| D240,237 | S | * | 6/1976 | McVicker | | D11/157 |
| D242,812 | S | * | 12/1976 | Plesset | | D11/133 |

| | | | | | | |
|-----------|---|---|---------|--------------|-------|---------|
| 5,255,170 | A | * | 10/1993 | Plamp et al. | | 362/183 |
| D431,206 | S | * | 9/2000 | Byers | | D11/125 |

* cited by examiner

Primary Examiner—Paula A. Greene

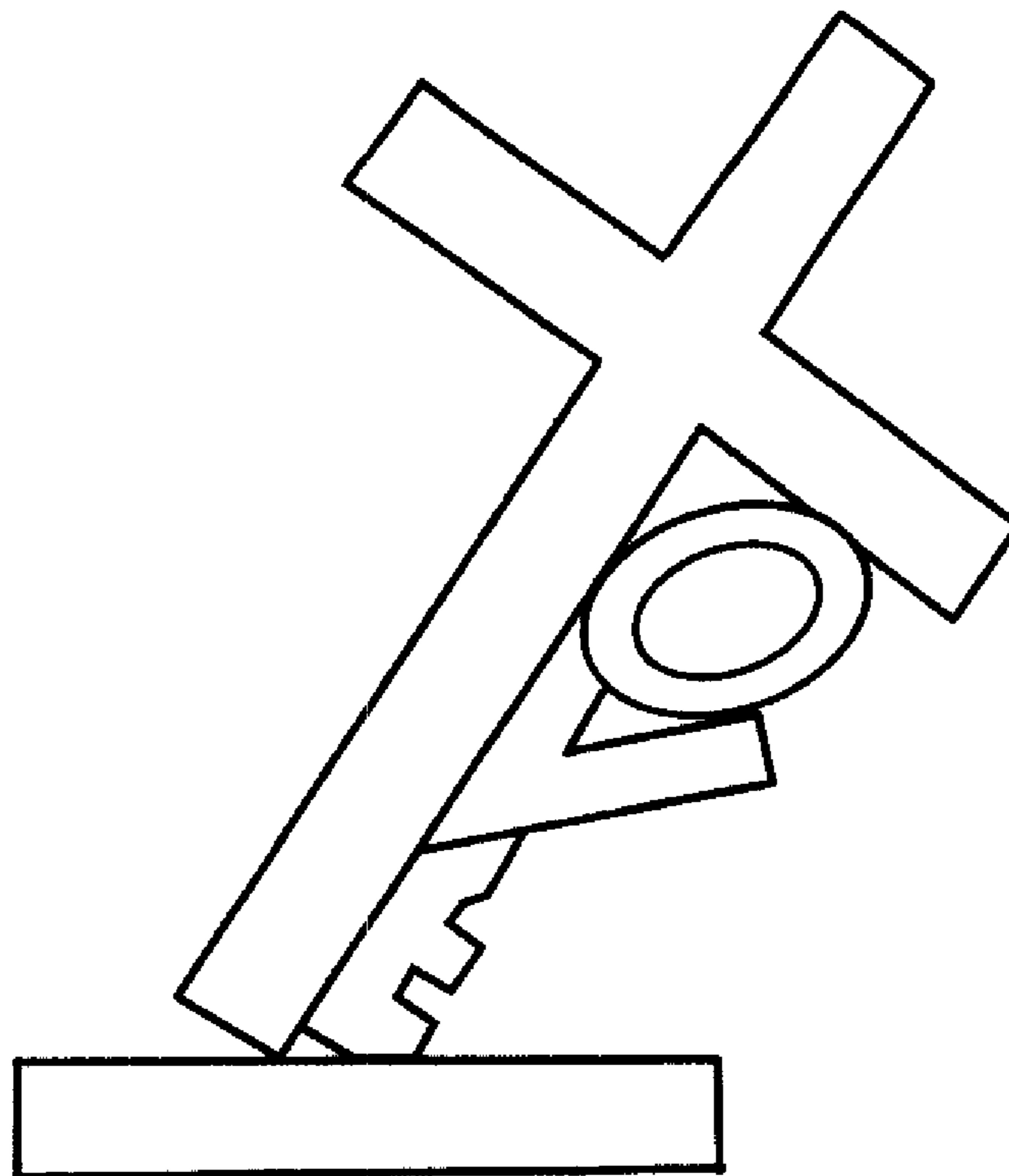
(57) **CLAIM**

The ornamental design for a passion crucifix, as shown and described.

DESCRIPTION

A portion of the disclosure of this patent document contains material to which a claim for copyright is made. The copyright owner has no objection to the facsimile reproduction by anyone of the patent document or the patent disclosure, as it appear in the Patent and Trademark Office patent file or records, but reserves all other copyrights whatsoever. FIG. 1 is a front elevational view of a passion crucifix showing my new design the undisclosed side elevational views are not part of the claimed design; FIG. 2 is a rear elevational view thereof; FIG. 3 is a front elevational view shown without the base for purposes of illustration; and, FIG. 4 is a bottom plan view thereof.

1 Claim, 1 Drawing Sheet



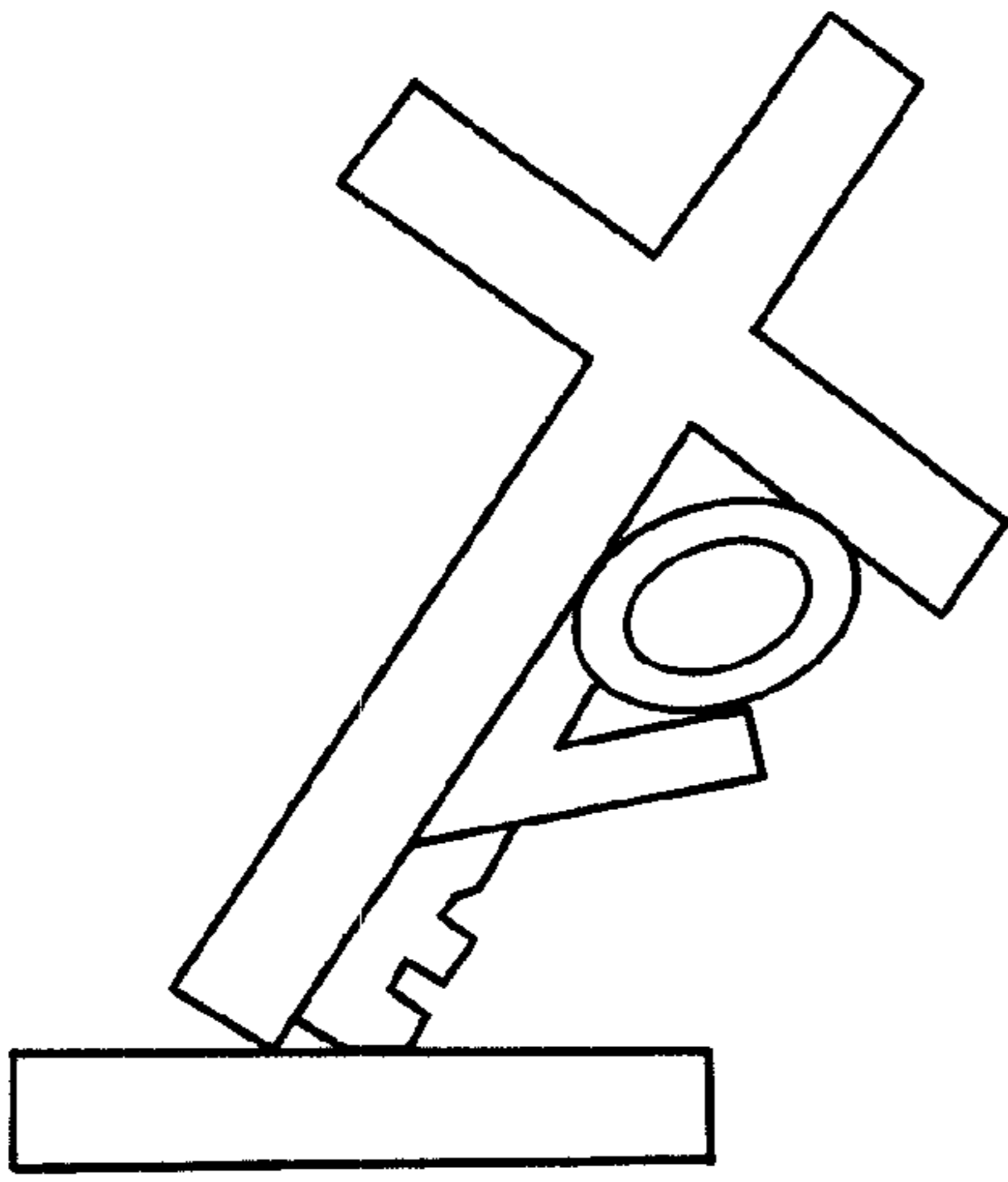


FIG. 1




FIG. 2




FIG. 3




FIG 4