



US00D533973S

(12) **United States Design Patent** (10) **Patent No.:** **US D533,973 S**
Kelsoe et al. (45) **Date of Patent:** **** Dec. 19, 2006**

(54) **TOOTH-SHAPED CHEW TOY FOR PETS**
(76) Inventors: **Jeffrey L. Kelsoe**, 4444B Mississippi St., San Diego, CA (US) 92116; **Larry F. James**, 54 Via Andorra, Coto de Caza, CA (US) 92679
(**) Term: **14 Years**

D381,485 S * 7/1997 Reinhardt D1/106
D392,096 S * 3/1998 De Sapio et al. D3/271.3
D394,130 S * 5/1998 Iverson D28/65
D398,450 S * 9/1998 Blue D4/113
D458,548 S * 6/2002 Schmidt D10/40
D459,985 S * 7/2002 Davis D9/624
6,520,775 B1 * 2/2003 Lee 434/263
D485,394 S * 1/2004 Nanda D28/67

* cited by examiner

(21) Appl. No.: **29/244,377**
(22) Filed: **Dec. 9, 2005**

Primary Examiner—Robin Webster
Assistant Examiner—Karen E. Patterson
(74) *Attorney, Agent, or Firm*—Steven W. Webb

(51) **LOC (8) Cl.** **01-06**
(52) **U.S. Cl.** **D30/160; D1/106; D1/109**
(58) **Field of Classification Search** D1/104, D1/106, 108–9, 126–129, 199; D9/451, 600, D9/614, 624–5; D11/53–5; D21/386, 389; D24/102, 181; D25/113; D28/8.2; D30/160; 426/104, 805; 119/702, 707–11
See application file for complete search history.

(57) **CLAIM**

The ornamental design for a tooth-shaped chew toy for pets, as shown and described.

DESCRIPTION

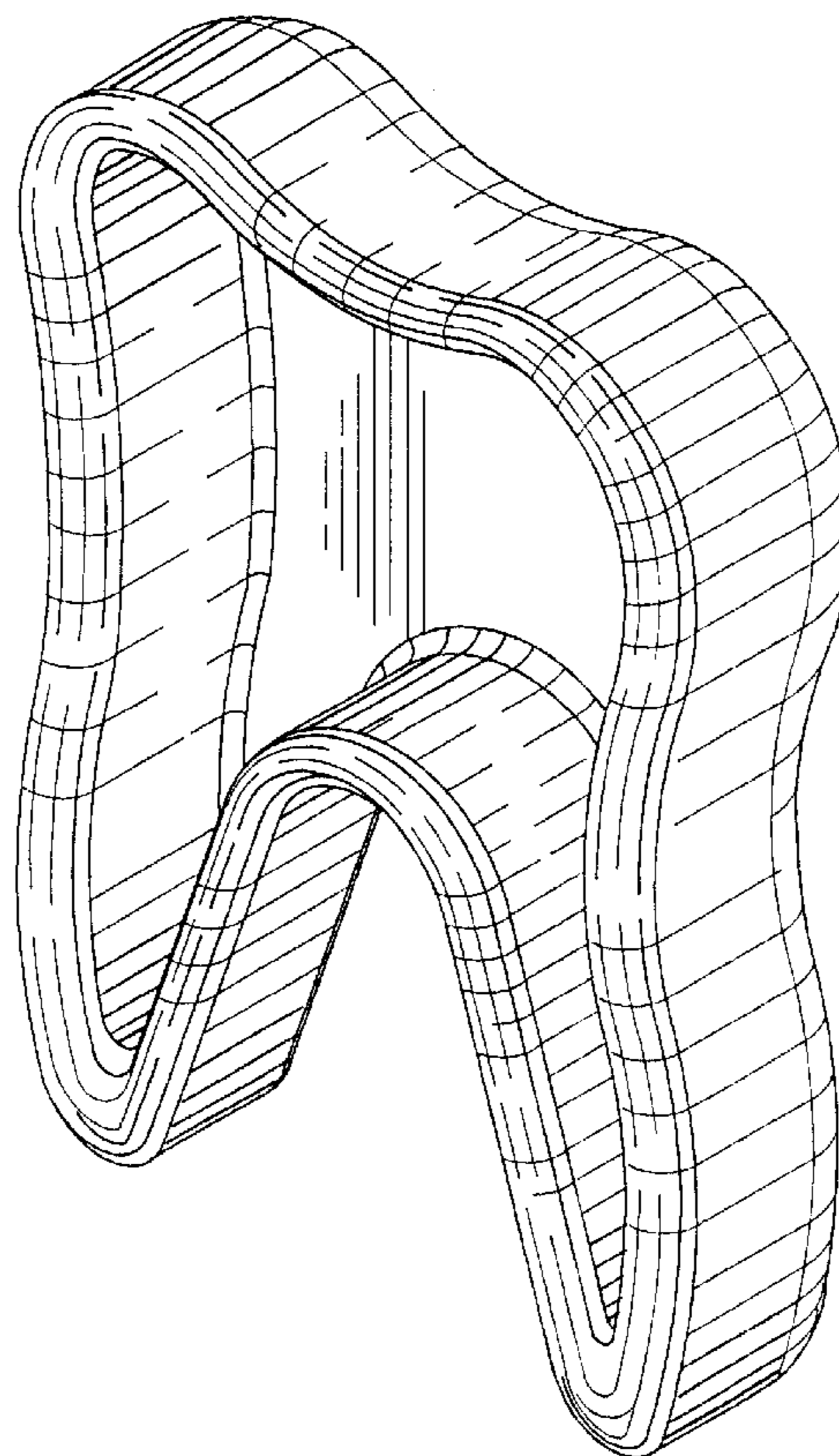
FIG. 1 is a perspective view of the invention.
FIG. 2 is a rear view of the invention.
FIG. 3 is a side view of the invention
FIG. 4 is a bottom view of the invention.
FIG. 5 is top view of the invention; and,
FIG. 6 is a front view of the invention.
The invention is made of soft plastic has a distinctive concave back and is made of soft, plastic.

(56) **References Cited**

U.S. PATENT DOCUMENTS

1,048,382 A * 12/1912 Allen 434/263
D109,393 S * 4/1938 Dodd D19/59
D296,419 S * 6/1988 Terrell D9/699
D320,300 S * 10/1991 Good et al. D1/104
D330,822 S * 11/1992 Steiner D6/528

1 Claim, 3 Drawing Sheets



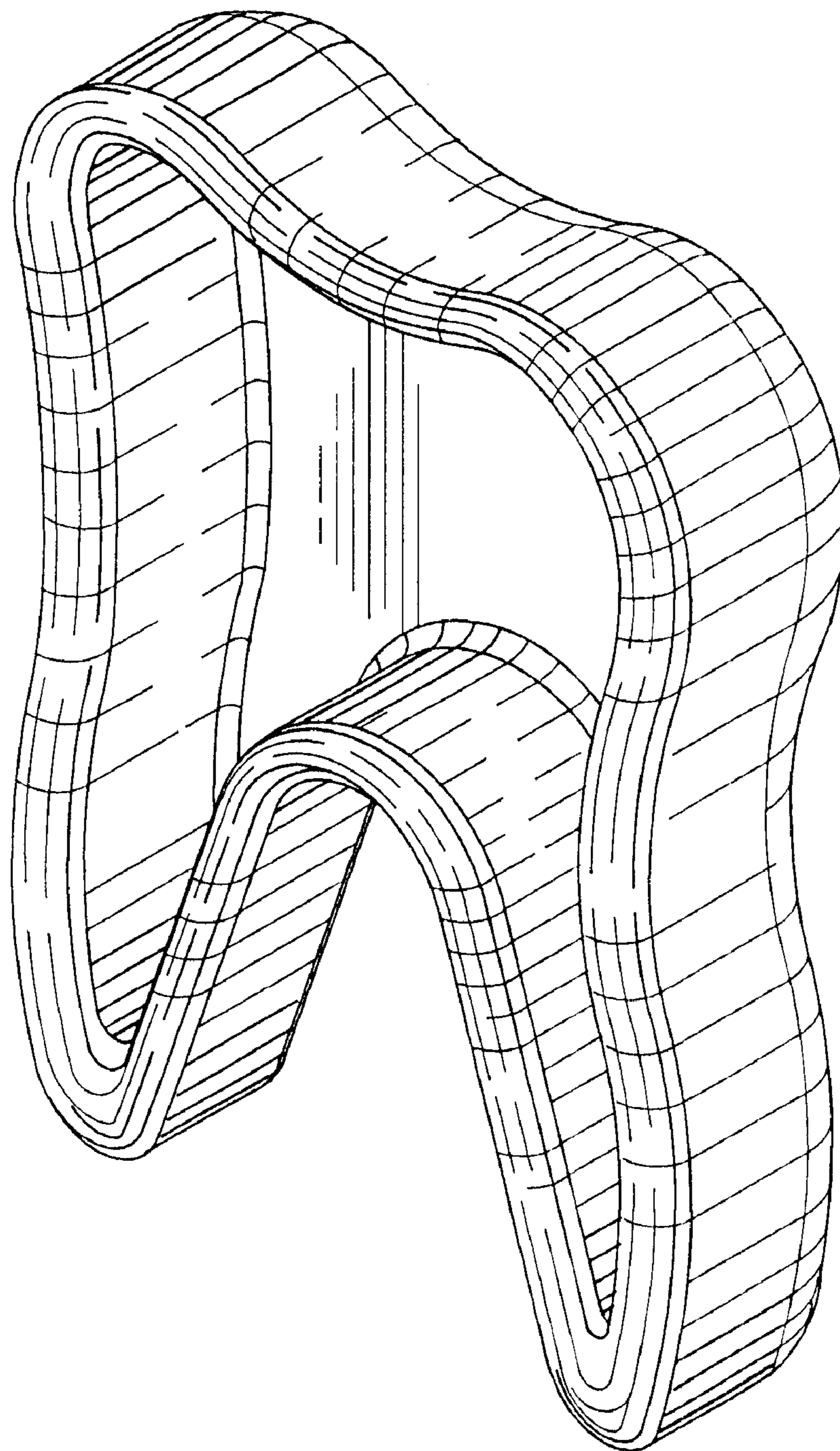


Fig. 1




Fig. 5

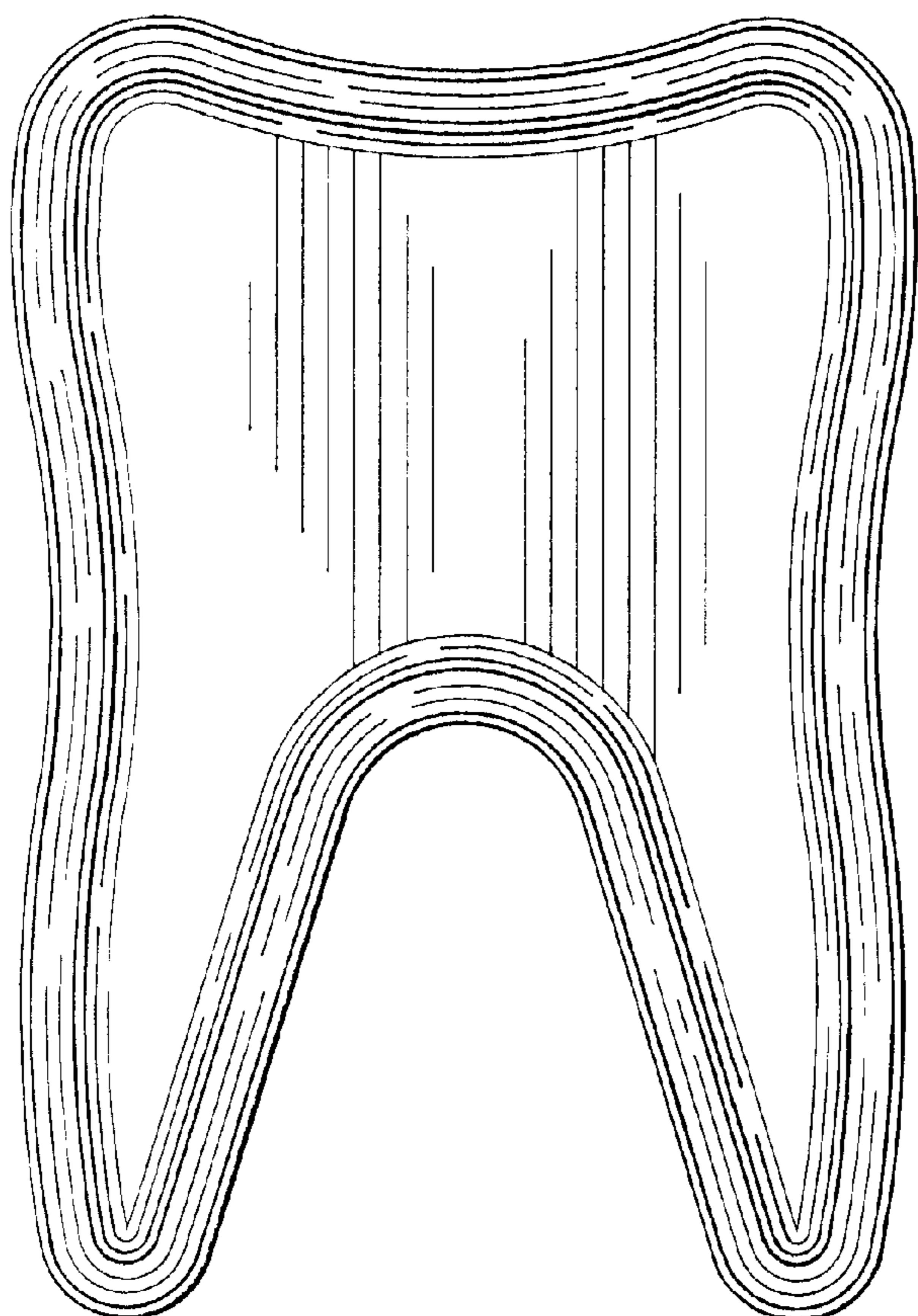


Fig. 2

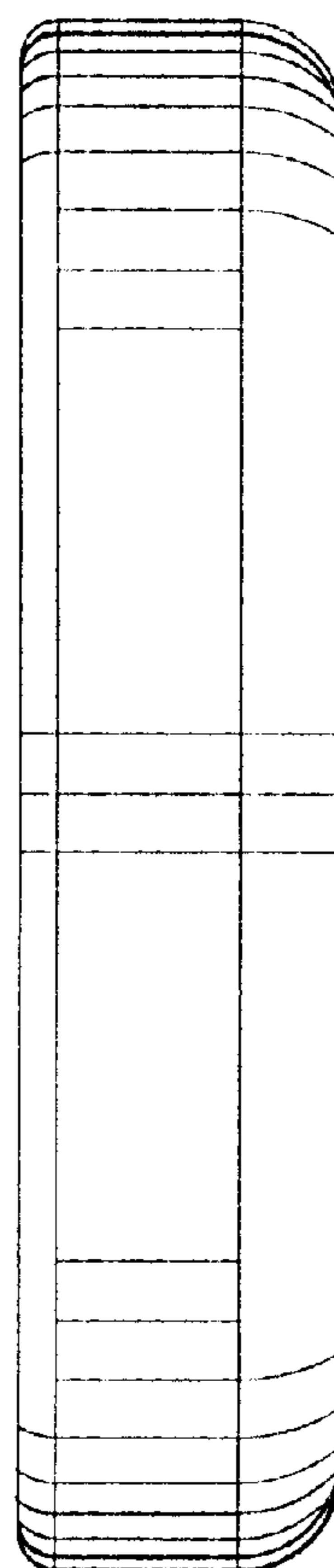


Fig. 3

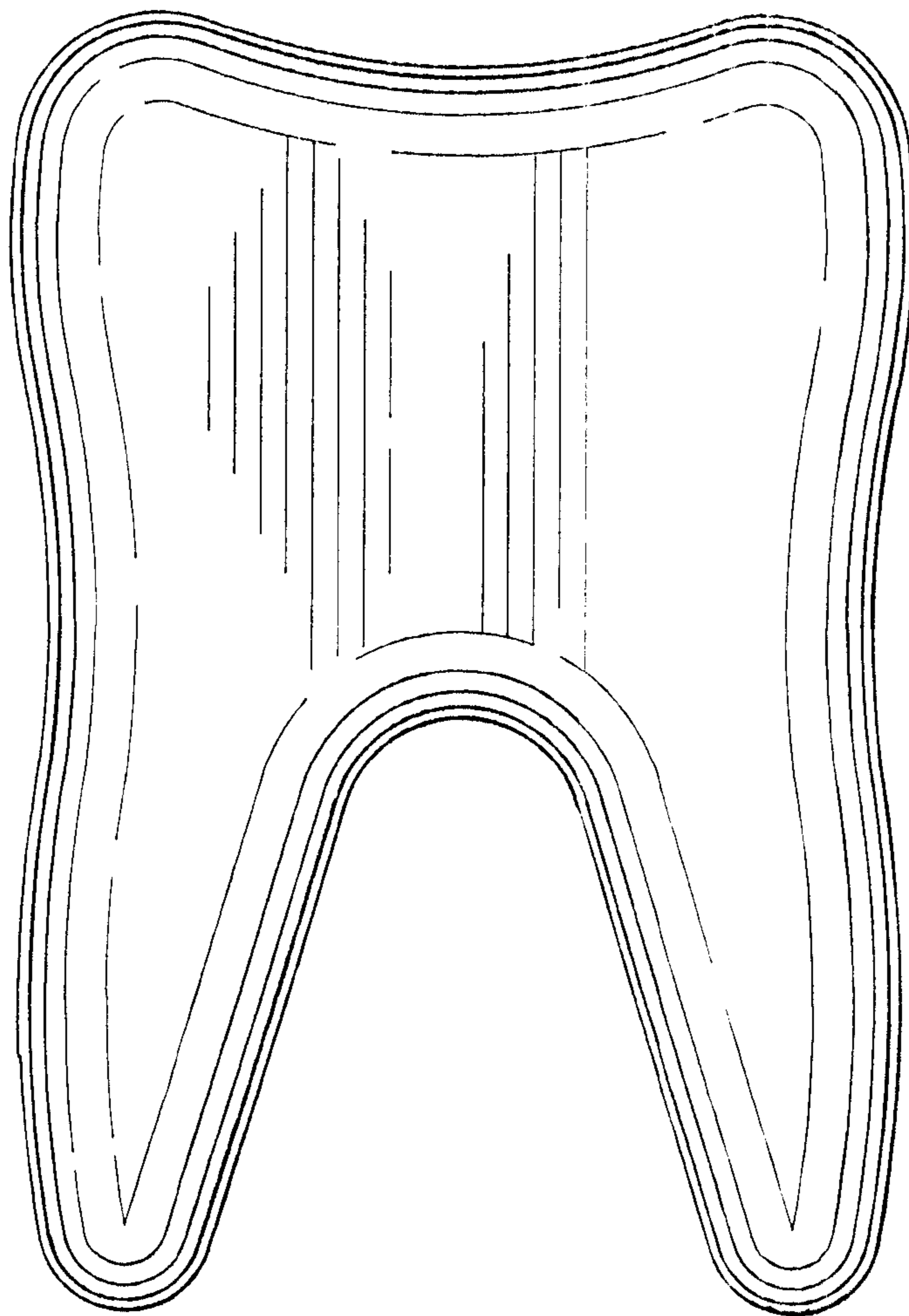


Fig. 6

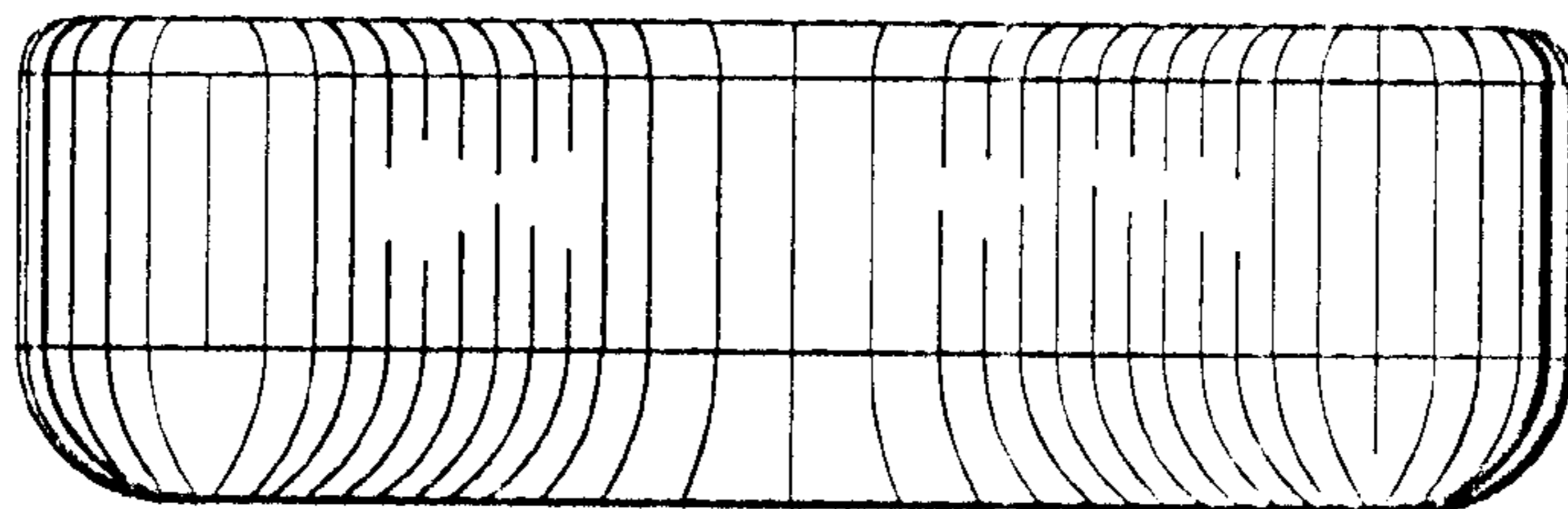


Fig. 4